



SC Annual School Report Card Summary

**Beech Springs Intermediate
Spartanburg 5**
Grades: 5-6 **Enrollment: 573**
Principal: Ginger Thompson
Superintendent: Dr. Scott Turner
Board Chair: Mr. Butch Coan

PERFORMANCE

Comprehensive detail, including definitions of ratings, performance criteria, and explanations of status, is available on www.ed.sc.gov and www.eoc.sc.gov as well as school and school district websites. Printed versions are available from school districts upon request.

YEAR	ABSOLUTE RATING	GROWTH RATING	PALMETTO GOLD AND SILVER AWARD		AYP STATUS	NCLB IMPROVEMENT STATUS
			General Performance	Closing the Gap		
2009	Average	Average	TBD	TBD	Not Met	N/A
2008	Average	Good	Silver	Silver	Not Met	N/A
2007	Average	Average	Silver	N/A	Not Met	N/A

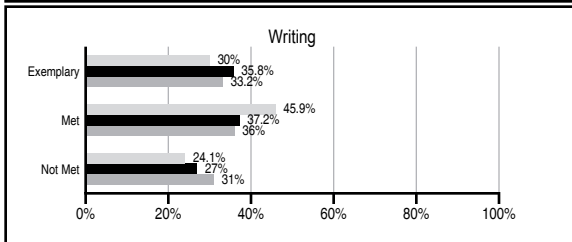
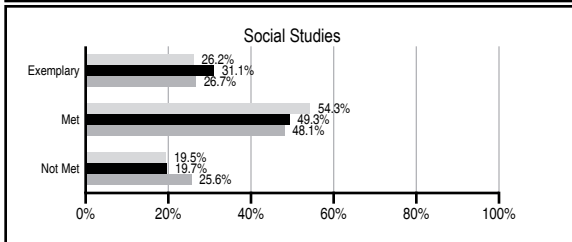
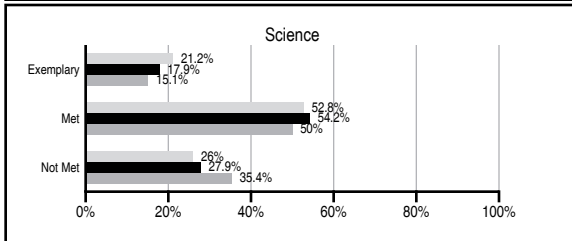
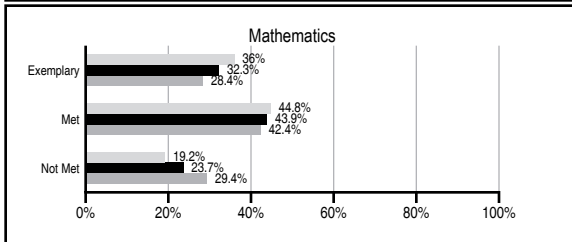
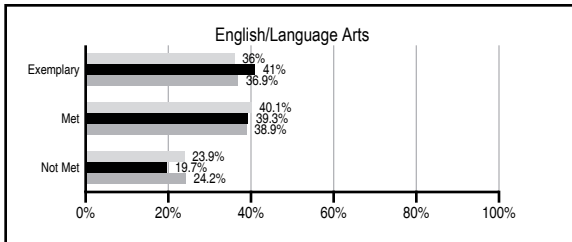
ABSOLUTE RATINGS OF ELEMENTARY SCHOOLS WITH STUDENTS LIKE OURS*

EXCELLENT	GOOD	AVERAGE	BELOW AVERAGE	AT-RISK
11	28	50	1	0

* Ratings are calculated with data available by 06/01/2010. Schools with Students Like Ours are Elementary Schools with Poverty Indices of no more than 5% above or below the index for this school.



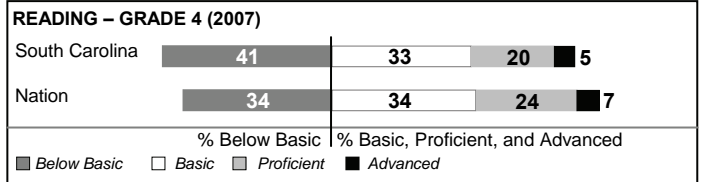
PASS PERFORMANCE

Our School
 Elementary Schools with Students Like Ours
 Elementary schools statewide



NAEP PERFORMANCE*

* Performance reported for SC and nation, data not available at school level. Percentages at NAEP Achievement Levels.



SC PERFORMANCE GOAL

2010 Goal:
By 2010, SC's student achievement will be ranked in the top half of the states nationally. To achieve this goal, we must become one of the fastest improving systems in the country.

2020 Vision:
By 2020 all students will graduate with the knowledge and skills necessary to compete successfully in the global economy, participate in a democratic society and contribute positively as members of families and communities.

Abbreviations Key

N/A Not Applicable N/AV Not Available N/C Not Collected N/R Not Reported I/S Insufficient Sample TBD To be determined

NI Newly Identified CSI Continuing School Improvement CA Corrective Action RP Plan to Restructure R Restructure DELAY School Improvement Status HOLD School Improvement Status

Beech Springs Intermediate [Spartanburg 5]

SCHOOL PROFILE

	Our School	Change from Last Year	Elementary Schools with Students Like Ours	Median Elementary School
Students (n=573)				
Retention rate	0.3%	Up from 0.0%	1.9%	1.9%
Attendance rate	96.8%	Down from 96.9%	96.2%	96.3%
Eligible for gifted and talented	14.2%	Up from 12.3%	12.0%	10.0%
With disabilities other than speech	10.7%	Down from 11.2%	7.9%	7.7%
Older than usual for grade	0.7%	Up from 0.5%	0.4%	0.5%
Out-of-school suspensions or expulsions for violent and/or criminal offenses	0.0%	No Change	0.0%	0.0%
Teachers (n=38)				
Teachers with advanced degrees	57.9%	Up from 50.9%	58.7%	59.4%
Continuing contract teachers	73.7%	Down from 76.4%	83.2%	80.0%
Teachers with emergency or provisional certificates	0.0%	No Change	0.0%	0.0%
Teachers returning from previous year	76.6%	Down from 85.2%	87.7%	85.9%
Teacher attendance rate	95.6%	Up from 94.2%	95.3%	95.1%
Average teacher salary*	\$45,713	Up 3.6%	\$46,979	\$47,149
Classes not taught by highly qualified teachers	0.0%	Down from 2.3%	0.0%	0.0%
Professional development days/teacher	2.9 days	Down from 16.3 days	11.7 days	11.1 days
School				
Principal's years at school	1.0	Down from 2.0	4.0	4.0
Student-teacher ratio in core subjects	14.4 to 1	Down from 15.1 to 1	19.2 to 1	18.8 to 1
Prime instructional time	91.0%	Up from 89.2%	90.5%	90.4%
Opportunities in the arts	Excellent	No Change	Good	Good
SACS accreditation	Yes	No Change	Yes	Yes
Parents attending conferences	100.0%	Up from 94.2%	100.0%	100.0%
Character development program	Excellent	No Change	Excellent	Excellent
Dollars spent per pupil**	\$5,818	Down 0.6%	\$6,987	\$7,458
Percent of expenditures for instruction**	73.2%	Up from 72.6%	69.6%	68.8%
Percent of expenditures for teacher salaries**	70.2%	Up from 69.3%	64.3%	63.2%
% of AYP objectives met	96.0%	Up from 93.1%	100.0%	100.0%

* Length of contract = 185+ days.

** Prior year audited financial data available.

EVALUATION RESULTS

	Teachers	Students*	Parents*
Number of surveys returned	41	198	124
Percent satisfied with learning environment	100.0%	84.8%	94.3%
Percent satisfied with social and physical environment	100.0%	84.3%	88.6%
Percent satisfied with school-home relations	90.2%	86.9%	83.6%

*Only students at the highest elementary school grade level at this school and their parents were included.

REPORT OF PRINCIPAL AND SCHOOL IMPROVEMENT COUNCIL

Greetings from Beech Springs Intermediate School! Our motto, "Building the Future One Child at a Time," truly exemplifies our approach to teaching and learning. We pride ourselves on identifying each child's individual strengths and weaknesses in an effort to provide exemplary academic experiences. In addition, we provide numerous opportunities for our students to learn more about making good choices in order to become productive citizens. Our students have participated in Pennies for Patients, Relay for Life, Jump Rope for Heart, collected canned goods for the needy, and donated supplies to the Animal Shelter.

Our children are incredible! As a result of their hard work and commitment to doing their best, Beech Springs received the Palmetto Silver Award for improved academic achievement for the third consecutive year and the Palmetto Silver Award for Closing the Achievement Gaps for the first year. Our students and teachers have set goals and worked diligently to reach them.

With the help of our teachers, parents, and community members, our PTO has continued to provide outstanding support for our school. Our PTO purchased projectors and Interwrite Pads, assisted with student recognition in numerous ways, welcomed parents, grandparents, and pastors into our building for breakfast, hosted our annual Spring Carnival, hosted a school-wide Yard Sale, and continued to offer opportunities for parents to be a part of our school.

Beech Springs is a special place to learn and grow. We are so thankful for the wonderful students that we have the privilege to work with every day.

Ginger Thompson
Principal

Sandy Freeman
SIC Chairperson

Comprehensive detail, including definitions of ratings, performance criteria, and explanations of status, is available on www.ed.sc.gov and www.eoc.sc.gov as well as school and school district websites.

Printed versions are available from school districts upon request.

Abbreviations Key

N/A Not Applicable N/AV Not Available N/C Not Collected N/R Not Reported I/S Insufficient Sample TBD To be determined

NI Newly Identified CSI Continuing School Improvement CA Corrective Action RP Plan to Restructure R Restructure DELAY School Improvement Status HOLD School Improvement Status