



SC Annual School Report Card Summary

Britton's Neck Elementary
Marion 7
Grades: 1-5 **Enrollment: 262**
Principal: Angela Huggins
Superintendent: Everette M. Dean, Jr.
Board Chair: McKeiver Williamson

PERFORMANCE

Comprehensive detail, including definitions of ratings, performance criteria, and explanations of status, is available on www.ed.sc.gov and www.eoc.sc.gov as well as school and school district websites. Printed versions are available from school districts upon request.

YEAR	ABSOLUTE RATING	GROWTH RATING	PALMETTO GOLD AND SILVER AWARD		AYP STATUS	NCLB IMPROVEMENT STATUS
			General Performance	Closing the Gap		
2009	Average	Average	TBD	TBD	Met	N/A
2008	At-Risk	At-Risk	N/A	N/A	Not Met	N/A
2007	At-Risk	Below Average	N/A	N/A	Not Met	N/A

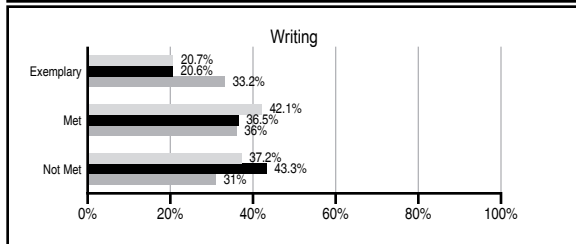
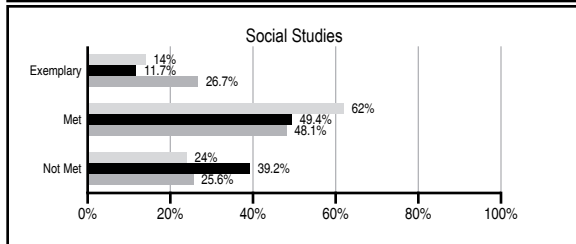
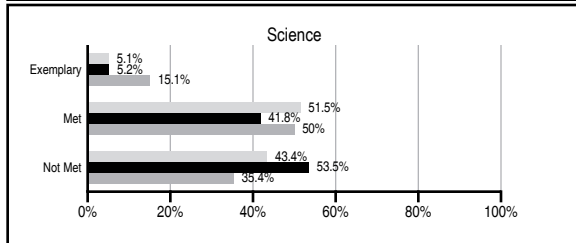
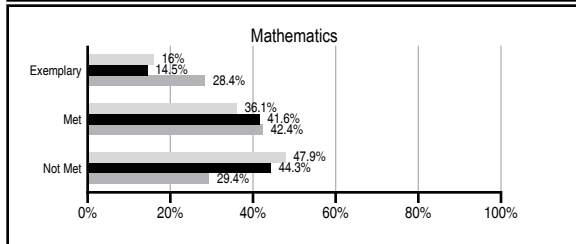
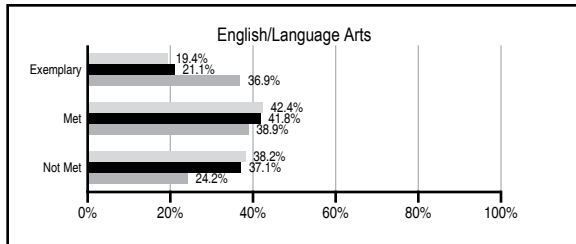
ABSOLUTE RATINGS OF ELEMENTARY SCHOOLS WITH STUDENTS LIKE OURS*

EXCELLENT	GOOD	AVERAGE	BELOW AVERAGE	AT-RISK
1	2	50	49	30

* Ratings are calculated with data available by 06/01/2010. Schools with Students Like Ours are Elementary Schools with Poverty Indices of no more than 5% above or below the index for this school.




PASS PERFORMANCE

Our School
 Elementary Schools with Students Like Ours
 Elementary schools statewide



NAEP PERFORMANCE*

* Performance reported for SC and nation, data not available at school level. Percentages at NAEP Achievement Levels.



SC PERFORMANCE GOAL

2010 Goal:
By 2010, SC's student achievement will be ranked in the top half of the states nationally. To achieve this goal, we must become one of the fastest improving systems in the country.

2020 Vision:
By 2020 all students will graduate with the knowledge and skills necessary to compete successfully in the global economy, participate in a democratic society and contribute positively as members of families and communities.

Abbreviations Key

N/A Not Applicable N/AV Not Available N/C Not Collected N/R Not Reported I/S Insufficient Sample TBD To be determined
 NI Newly Identified CSI Continuing School Improvement CA Corrective Action RP Plan to Restructure R Restructure DELAY School Improvement Status HOLD School Improvement Status

Britton's Neck Elementary [Marion 7]

SCHOOL PROFILE

	Our School	Change from Last Year	Elementary Schools with Students Like Ours	Median Elementary School
Students (n=262)				
Retention rate	3.2%	Down from 4.3%	2.6%	1.9%
Attendance rate	95.1%	Down from 95.8%	96.0%	96.3%
Eligible for gifted and talented	3.8%	Down from 4.4%	2.7%	10.0%
With disabilities other than speech	12.5%	Down from 13.3%	7.4%	7.7%
Older than usual for grade	2.3%	Up from 1.6%	1.2%	0.5%
Out-of-school suspensions or expulsions for violent and/or criminal offenses	1.5%	Up from 0.0%	0.0%	0.0%
Teachers (n=24)				
Teachers with advanced degrees	83.3%	Up from 70.4%	57.0%	59.4%
Continuing contract teachers	83.3%	Up from 81.5%	70.7%	80.0%
Teachers with emergency or provisional certificates	9.1%	Up from 8.3%	0.0%	0.0%
Teachers returning from previous year	82.2%	Up from 81.4%	81.2%	85.9%
Teacher attendance rate	96.6%	Up from 95.9%	95.2%	95.1%
Average teacher salary*	\$45,232	Up 5.1%	\$45,574	\$47,149
Classes not taught by highly qualified teachers	4.2%	Down from 5.7%	0.5%	0.0%
Professional development days/teacher	18.9 days	No Change	11.0 days	11.1 days
School				
Principal's years at school	1.0	No Change	2.5	4.0
Student-teacher ratio in core subjects	16.0 to 1	Down from 19.7 to 1	16.3 to 1	18.8 to 1
Prime instructional time	89.1%	Up from 88.1%	90.1%	90.4%
Opportunities in the arts	Good	No Change	Good	Good
SACS accreditation	Yes	No Change	Yes	Yes
Parents attending conferences	97.2%	Down from 100.0%	100.0%	100.0%
Character development program	Good	Down from Excellent	Good	Excellent
Dollars spent per pupil**	\$12,748	Up 6.7%	\$8,730	\$7,458
Percent of expenditures for instruction**	57.1%	Up from 53.0%	68.3%	68.8%
Percent of expenditures for teacher salaries**	48.4%	Up from 44.1%	61.8%	63.2%
% of AYP objectives met	100.0%	Up from 53.8%	100.0%	100.0%

* Length of contract = 185+ days.

** Prior year audited financial data available.

EVALUATION RESULTS

	Teachers	Students*	Parents*
Number of surveys returned	22	43	38
Percent satisfied with learning environment	100.0%	81.4%	75.0%
Percent satisfied with social and physical environment	100.0%	83.7%	84.2%
Percent satisfied with school-home relations	76.2%	81.4%	81.6%

*Only students at the highest elementary school grade level at this school and their parents were included.

REPORT OF PRINCIPAL AND SCHOOL IMPROVEMENT COUNCIL

Britton's Neck Elementary School has accomplished many tasks and goals for the 2008-2009. Our motto is One Team...One Vision! We have provided many opportunities to build the home-school connection by inviting parents to Muffins for Mom, Doughnuts for Dads, Goodies for Grandparents, Family Reading Night, and Test Preparation Events. The faculty and staff have been busy preparing students for success. Teachers explored SMART goals and set goals to help students master challenging content. As students take a weekly benchmark test to assess mastery, the teacher monitors class mastery. Once a goal is mastered, a new goal is set. Teachers also have access to a data wall that allows them to track student progress. Bi-monthly data meetings are held to discuss interventions and student progress. Overall, the goals have served as a roadmap to success. With the partnership of Myrtle Beach First United Methodist Church, our students have been able to experience field trips to the aquarium. School supplies and t-shirts were also donated to our students from our business partner. The sense of community has been enhanced for teachers, students, and parents in an effort to promote academic excellence and student achievement.

Our school participates in the Reading First Initiative and Reading Recovery. Our school met all of its goals for the Focused School Renewal Plan which allowed us to earn satisfactory implementation. Our school also maintained its accreditation with the Southern Association of Colleges and Schools by completing a quality assurance visit. We strive to give our students opportunities for success and we look forward to many more accomplishments.

Tammy F. Martin, Principal
Sabrina Eaddy, SIC Chairperson

Comprehensive detail, including definitions of ratings, performance criteria, and explanations of status, is available on www.ed.sc.gov and www.eoc.sc.gov as well as school and school district websites.

Printed versions are available from school districts upon request.

Abbreviations Key

N/A Not Applicable N/AV Not Available N/C Not Collected N/R Not Reported I/S Insufficient Sample TBD To be determined

NI Newly Identified CSI Continuing School Improvement CA Corrective Action RP Plan to Restructure R Restructure DELAY School Improvement Status HOLD School Improvement Status