



SC Annual School Report Card Summary

Oak Pointe Elementary
 Lexington/Richland 5
 Grades: PK-5 Enrollment: 647
 Principal: James E. Stephens
 Superintendent: Dr. Herbert M. Berg
 Board Chair: Robert Gantt

PERFORMANCE

Comprehensive detail, including definitions of ratings, performance criteria, and explanations of status, is available on www.ed.sc.gov and www.eoc.sc.gov as well as school and school district websites. Printed versions are available from school districts upon request.

YEAR	ABSOLUTE RATING	GROWTH RATING	PALMETTO GOLD AND SILVER AWARD		AYP STATUS	NCLB IMPROVEMENT STATUS
			General Performance	Closing the Gap		
2009	Excellent	Good	TBD	TBD	Met	N/A
2008	Good	Below Average	N/A	N/A	Not Met	N/A
2007	Good	Average	Silver	N/A	Met	N/A

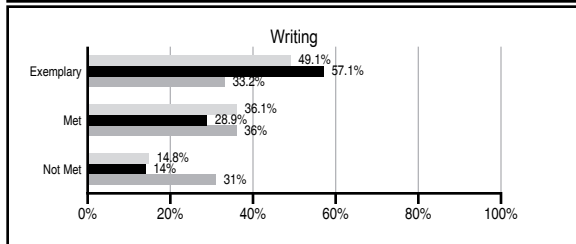
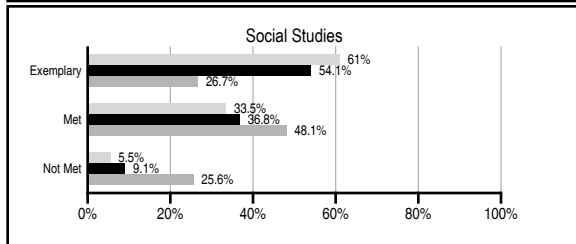
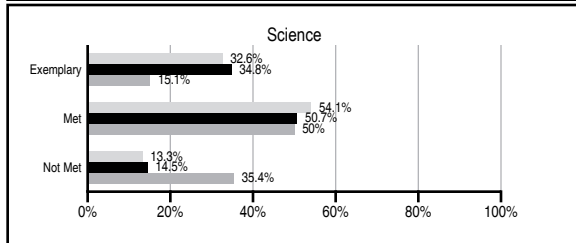
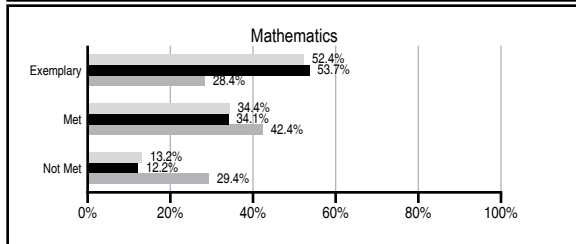
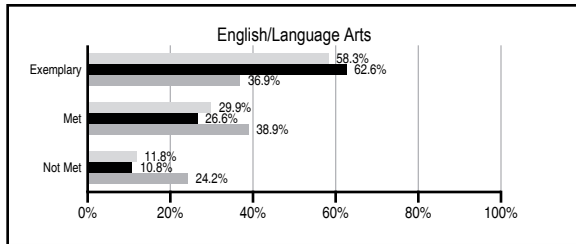
ABSOLUTE RATINGS OF ELEMENTARY SCHOOLS WITH STUDENTS LIKE OURS*

EXCELLENT	GOOD	AVERAGE	BELOW AVERAGE	AT-RISK
17	0	0	0	0

* Ratings are calculated with data available by 06/01/2010. Schools with Students Like Ours are Elementary Schools with Poverty Indices of no more than 5% above or below the index for this school.


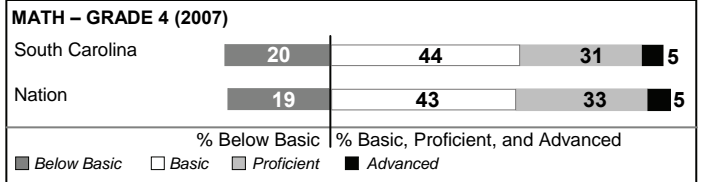
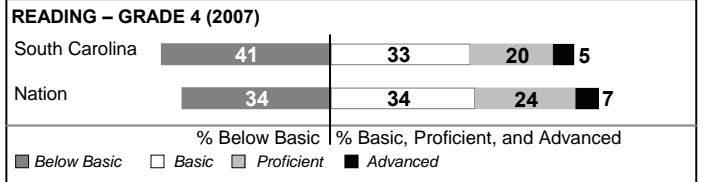
PASS PERFORMANCE

Our School
 Elementary Schools with Students Like Ours
 Elementary schools statewide



NAEP PERFORMANCE*

* Performance reported for SC and nation, data not available at school level. Percentages at NAEP Achievement Levels.



SC PERFORMANCE GOAL

2010 Goal:
 By 2010, SC's student achievement will be ranked in the top half of the states nationally. To achieve this goal, we must become one of the fastest improving systems in the country.

2020 Vision:
 By 2020 all students will graduate with the knowledge and skills necessary to compete successfully in the global economy, participate in a democratic society and contribute positively as members of families and communities.

Abbreviations Key

N/A Not Applicable N/AV Not Available N/C Not Collected N/R Not Reported I/S Insufficient Sample TBD To be determined
 NI Newly Identified CSI Continuing School Improvement CA Corrective Action RP Plan to Restructure R Restructure DELAY School Improvement Status HOLD School Improvement Status

Oak Pointe Elementary [Lexington/Richland 5]

SCHOOL PROFILE

	Our School	Change from Last Year	Elementary Schools with Students Like Ours	Median Elementary School
Students (n=647)				
Retention rate	0.3%	Up from 0.2%	0.9%	1.9%
Attendance rate	97.3%	Up from 97.0%	96.8%	96.3%
Eligible for gifted and talented	27.2%	Down from 29.4%	27.2%	10.0%
With disabilities other than speech	8.4%	Up from 8.3%	6.4%	7.7%
Older than usual for grade	0.0%	No Change	0.1%	0.5%
Out-of-school suspensions or expulsions for violent and/or criminal offenses	0.0%	No Change	0.0%	0.0%
Teachers (n=52)				
Teachers with advanced degrees	46.2%	Up from 45.8%	66.7%	59.4%
Continuing contract teachers	84.6%	Up from 83.3%	84.6%	80.0%
Teachers with emergency or provisional certificates	0.0%	Down from 2.6%	0.0%	0.0%
Teachers returning from previous year	N/A	N/A	86.7%	85.9%
Teacher attendance rate	94.8%	Up from 93.8%	94.9%	95.1%
Average teacher salary*	\$46,643	Up 4.2%	\$48,221	\$47,149
Classes not taught by highly qualified teachers	1.8%	No Change	0.0%	0.0%
Professional development days/teacher	8.8 days	Down from 9.3 days	10.7 days	11.1 days
School				
Principal's years at school	3.5	Up from 2.5	4.0	4.0
Student-teacher ratio in core subjects	17.9 to 1	Down from 20.2 to 1	20.7 to 1	18.8 to 1
Prime instructional time	91.6%	Up from 90.1%	91.0%	90.4%
Opportunities in the arts	Good	No Change	Good	Good
SACS accreditation	Yes	No Change	Yes	Yes
Parents attending conferences	100.0%	No Change	100.0%	100.0%
Character development program	Excellent	No Change	Excellent	Excellent
Dollars spent per pupil**	\$8,707	Down 0.5%	\$7,166	\$7,458
Percent of expenditures for instruction**	64.4%	Up from 64.0%	68.5%	68.8%
Percent of expenditures for teacher salaries**	62.3%	Up from 62.1%	64.3%	63.2%
% of AYP objectives met	100.0%	Up from 94.1%	100.0%	100.0%

* Length of contract = 185+ days.

** Prior year audited financial data available.

EVALUATION RESULTS

	Teachers	Students*	Parents*
Number of surveys returned	38	119	49
Percent satisfied with learning environment	97.3%	86.6%	95.9%
Percent satisfied with social and physical environment	97.4%	82.2%	93.9%
Percent satisfied with school-home relations	97.3%	85.6%	95.7%

*Only students at the highest elementary school grade level at this school and their parents were included.

Comprehensive detail, including definitions of ratings, performance criteria, and explanations of status, is available on www.ed.sc.gov and www.eoc.sc.gov as well as school and school district websites.

Printed versions are available from school districts upon request.

REPORT OF PRINCIPAL AND SCHOOL IMPROVEMENT COUNCIL

Oak Pointe Elementary School is a thriving school community committed to promoting excellence while ensuring academic, personal, physical, and social development for children. We are focused on improving reading, writing, mathematics, science, and social studies while providing opportunities in the arts. There are high expectations for academic achievement and character education standards with an emphasis on celebrating diversity through community-building, inclusion, and mainstreaming.

Our community continued to support our school through buildings and grounds improvements. A sensory garden which has a water fountain, an arbor, benches and other landscaping was constructed by an Eagle Scout candidate. A local church constructed a brick patio at the rear entrance to the media center as a part of their day of service to the community. The area is used as an outdoor reading center by our students. Our PTO added a soccer field behind the cafeteria which was opened for students in November. Work has been on-going on our "Field of Dreams" playing field behind the gymnasium. Fill dirt was donated by a construction company and transported to the school by the National Guard. Community members donated loads of dirt to the project. The Irmo Chamber of Commerce provided public relations support including an appearance on local television. Plans are currently under way to finish an 8 v. 8 soccer field, a playing field and a recreational area during the summer vacation. The PTO has underwritten the costs of the field through fund-raising efforts supported by the school community. Thank you for your financial support, manpower, and moral support to upgrade our school grounds.

Oak Pointe's students and staff were recognized by the SC Association of School Librarians as the winning school in the No Book Left Unread Summer Reading Contest for 2008. Our students and staff read a total of 288,167 pages as a school. One of our fourth grade students read 28,503 pages to win the individual award. Our students participated in the Read with the Gamecocks program. One of our fifth grade students won the individual competition by reading 9,371 pages and was recognized at a USC basketball game. Our Science Fair was highly successful and six Oak Pointe students participated in the District Science Fair. Our "Pioneers Celebrate the Arts" program included the SC Philharmonic Orchestra, an opera singer, a folk artist, a drummer, the Dutch Fork High School Orchestra Quintet, and student art work to emphasize the integration of the fine arts into our instructional program.

As we respond to the instructional needs of our students, we incorporated Compass Learning as a resource and enhancement to our curriculum. Students have a personal log-in which enables them to access the instructional programming both at school and at home. First and second grade students received small group reading and writing instruction in a Literacy Lab model. District funding made possible the purchase of additional reading materials to enhance our shared reading library.

We appreciate the support provided by the Board of Trustees and the District Five administration. Our PTO, School Improvement Council, volunteers, and mentors are commended for their contributions which support our instructional program.

James E. Stephens, Principal

Patrick Cobb, SIC Chair

Abbreviations Key

N/A Not Applicable N/AV Not Available N/C Not Collected N/R Not Reported I/S Insufficient Sample TBD To be determined

NI Newly Identified CSI Continuing School Improvement CA Corrective Action RP Plan to Restructure R Restructure DELAY School Improvement Status HOLD School Improvement Status