



SC Annual School Report Card Summary

H E Corley Elementary
Lexington/Richland 5
Grades: PK-5 **Enrollment: 555**
Principal: Judith Franchini, Ed.D.
Superintendent: Dr. Herbert M. Berg
Board Chair: Robert Gantt

PERFORMANCE

Comprehensive detail, including definitions of ratings, performance criteria, and explanations of status, is available on www.ed.sc.gov and www.eoc.sc.gov as well as school and school district websites. Printed versions are available from school districts upon request.

YEAR	ABSOLUTE RATING	GROWTH RATING	PALMETTO GOLD AND SILVER AWARD		AYP STATUS	NCLB IMPROVEMENT STATUS
			General Performance	Closing the Gap		
2009	Average	Average	TBD	TBD	Met	N/A
2008	Average	Below Average	N/A	N/A	Not Met	N/A
2007	Average	At-Risk	N/A	N/A	Met	N/A

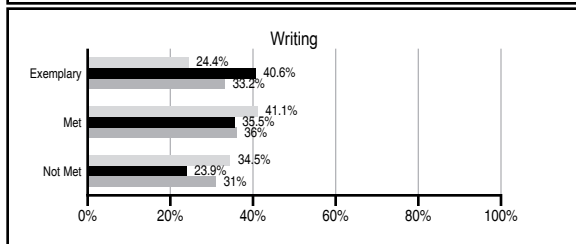
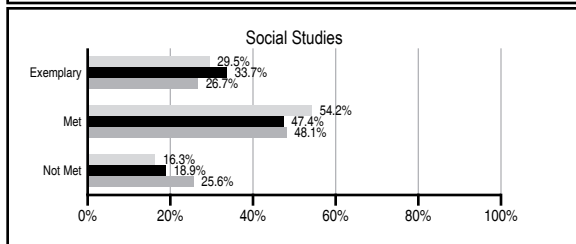
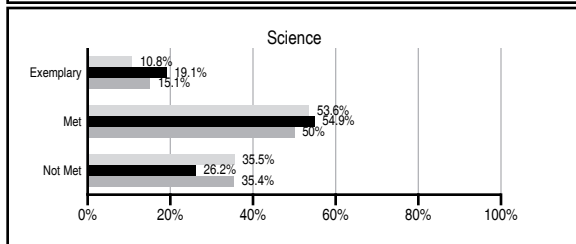
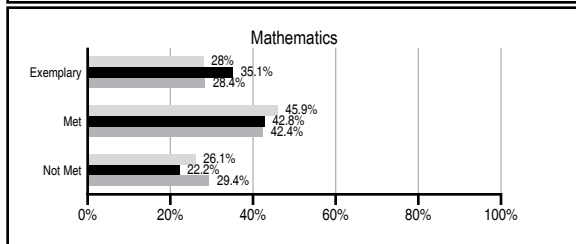
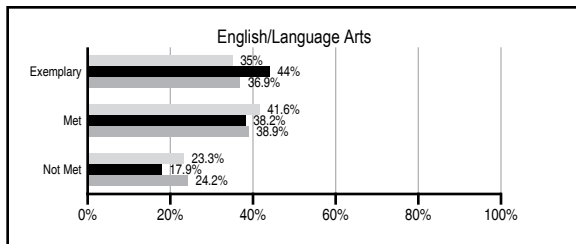
ABSOLUTE RATINGS OF ELEMENTARY SCHOOLS WITH STUDENTS LIKE OURS*

EXCELLENT	GOOD	AVERAGE	BELOW AVERAGE	AT-RISK
18	32	40	0	0

* Ratings are calculated with data available by 06/01/2010. Schools with Students Like Ours are Elementary Schools with Poverty Indices of no more than 5% above or below the index for this school.




PASS PERFORMANCE

Our School
 Elementary Schools with Students Like Ours
 Elementary schools statewide



NAEP PERFORMANCE*

* Performance reported for SC and nation, data not available at school level. Percentages at NAEP Achievement Levels.



SC PERFORMANCE GOAL

2010 Goal:
By 2010, SC's student achievement will be ranked in the top half of the states nationally. To achieve this goal, we must become one of the fastest improving systems in the country.

2020 Vision:
By 2020 all students will graduate with the knowledge and skills necessary to compete successfully in the global economy, participate in a democratic society and contribute positively as members of families and communities.

Abbreviations Key

N/A Not Applicable N/AV Not Available N/C Not Collected N/R Not Reported I/S Insufficient Sample TBD To be determined

NI Newly Identified CSI Continuing School Improvement CA Corrective Action RP Plan to Restructure R Restructure DELAY School Improvement Status HOLD School Improvement Status

H E Corley Elementary [Lexington/Richland 5]

SCHOOL PROFILE

	Our School	Change from Last Year	Elementary Schools with Students Like Ours	Median Elementary School
Students (n=555)				
Retention rate	0.0%	Down from 0.6%	1.7%	1.9%
Attendance rate	96.9%	Up from 96.8%	96.4%	96.3%
Eligible for gifted and talented	9.9%	Down from 14.3%	14.2%	10.0%
With disabilities other than speech	5.9%	Up from 5.4%	7.4%	7.7%
Older than usual for grade	0.0%	No Change	0.3%	0.5%
Out-of-school suspensions or expulsions for violent and/or criminal offenses	0.0%	No Change	0.0%	0.0%
Teachers (n=60)				
Teachers with advanced degrees	70.0%	Up from 67.2%	60.7%	59.4%
Continuing contract teachers	80.0%	Up from 70.5%	82.0%	80.0%
Teachers with emergency or provisional certificates	0.0%	Down from 1.9%	0.0%	0.0%
Teachers returning from previous year	81.5%	Down from 82.9%	88.5%	85.9%
Teacher attendance rate	95.9%	Up from 95.0%	95.2%	95.1%
Average teacher salary*	\$48,881	Up 0.1%	\$47,548	\$47,149
Classes not taught by highly qualified teachers	6.8%	Up from 5.8%	0.0%	0.0%
Professional development days/teacher	12.5 days	Down from 13.3 days	11.2 days	11.1 days
School				
Principal's years at school	3.0	Up from 2.0	5.0	4.0
Student-teacher ratio in core subjects	16.6 to 1	Up from 14.9 to 1	19.2 to 1	18.8 to 1
Prime instructional time	91.5%	Up from 90.5%	90.5%	90.4%
Opportunities in the arts	Good	No Change	Good	Good
SACS accreditation	Yes	No Change	Yes	Yes
Parents attending conferences	99.8%	Up from 99.3%	100.0%	100.0%
Character development program	Excellent	No Change	Excellent	Excellent
Dollars spent per pupil**	\$11,284	Up 21.9%	\$6,963	\$7,458
Percent of expenditures for instruction**	67.9%	Up from 65.3%	69.2%	68.8%
Percent of expenditures for teacher salaries**	65.9%	Up from 63.5%	62.6%	63.2%
% of AYP objectives met	100.0%	Up from 76.5%	100.0%	100.0%

* Length of contract = 185+ days.

** Prior year audited financial data available.

EVALUATION RESULTS

	Teachers	Students*	Parents*
Number of surveys returned	32	81	33
Percent satisfied with learning environment	81.3%	85.2%	81.3%
Percent satisfied with social and physical environment	90.6%	84.0%	84.4%
Percent satisfied with school-home relations	81.3%	90.1%	78.1%

*Only students at the highest elementary school grade level at this school and their parents were included.

REPORT OF PRINCIPAL AND SCHOOL IMPROVEMENT COUNCIL

The mission of H.E. Corley Elementary School, in collaboration with parents and community, is to empower students to become life-long CHAMPS embracing our five essential traits: strong Character, Healthy living, high Achievement, good Manners, Positive thinking, and community Service, in a safe, nurturing, and stimulating environment.

The top priority at HEC continues to be student achievement. Our staff believes that professional development and personal responsibility is the key to student success. We are making great strides in implementing a balanced literacy approach. Grade-level teachers, coaches, and administrators met for in-depth study of instructional strategies and best practices. Each quarter we analyze student achievement data to determine which additional academic interventions are needed. School-based professional development included work with author Lester Laminack on choosing systemically related read alouds and creating cross curricular units of study. We worked with Drs. Boutte (USC), and Johnson (SCSU) studying strategies for closing the achievement gap. Our School Improvement Council (SIC) made disseminating information about closing the achievement gap their priority for this year. Teachers attended local and state conferences and returned to share new, innovative ideas with colleagues.

We continue to increase the rigor of our instruction through the analysis of Measures of Academic Progress (MAP) test data collected three times during the school year. Teachers met frequently to discuss student strengths and techniques that could be used to accelerate learning. Teachers used the data to form targeted teaching groups within their classes. Use of this data to make instructional decisions now plays a large role in teacher planning and curriculum design. Creating assessments that directly reflect sound instruction, utilize open-ended questions, and parallel high quality student thinking has been a goal for our math meetings.

Building a safe and nurturing learning environment continues to be a focus at HEC. The SIC made remodeling our front office a capital projects priority. Our Corley C.H.A.M.P.S. program continues to recognize children for the development of strong positive character traits. Fifth graders served on our Safety Patrol, Strings and Choral programs, and Student Council. Our Student Council participated in a canned food drive and the Pennies for Patients fundraising program. Our fourth and fifth graders serve as news correspondents and live TV news anchors each morning when they present the Corley News Network (CNN).

HEC commends and thanks our PTO for their generous efforts toward school improvement. Their wonderful support has made a difference to our school family.

Mr. Todd Harvey, SIC chairperson
Dr. Judy Franchini, Principal

Comprehensive detail, including definitions of ratings, performance criteria, and explanations of status, is available on www.ed.sc.gov and www.eoc.sc.gov as well as school and school district websites.

Printed versions are available from school districts upon request.

Abbreviations Key

N/A Not Applicable N/AV Not Available N/C Not Collected N/R Not Reported I/S Insufficient Sample TBD To be determined
NI Newly Identified CSI Continuing School Improvement CA Corrective Action RP Plan to Restructure R Restructure DELAY School Improvement Status HOLD School Improvement Status