



SC Annual School Report Card Summary

Nursery Road Elementary
 Lexington/Richland 5
 Grades: PK-5 Enrollment: 535
 Principal: Christina S. Melton
 Superintendent: Dr. Herbert M. Berg
 Board Chair: Robert Gantt

PERFORMANCE

Comprehensive detail, including definitions of ratings, performance criteria, and explanations of status, is available on www.ed.sc.gov and www.eoc.sc.gov as well as school and school district websites. Printed versions are available from school districts upon request.

YEAR	ABSOLUTE RATING	GROWTH RATING	PALMETTO GOLD AND SILVER AWARD		AYP STATUS	NCLB IMPROVEMENT STATUS
			General Performance	Closing the Gap		
2009	Excellent	Good	TBD	TBD	Met	CSI-DELAY
2008	Average	At-Risk	N/A	Silver	Not Met	CSI
2007	Good	Below Average	N/A	N/A	Met	NI-DELAY

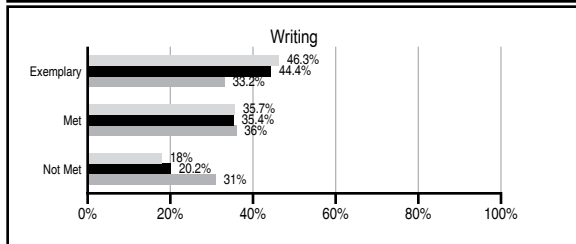
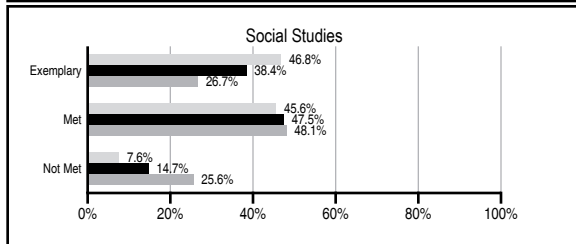
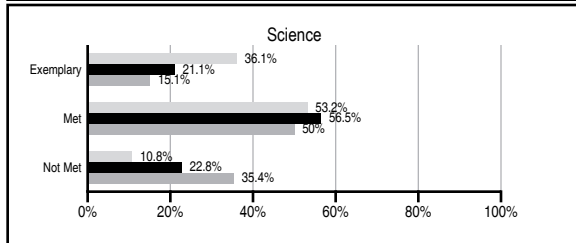
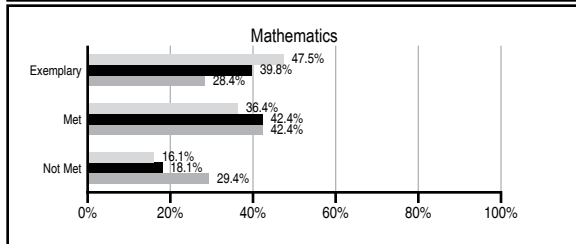
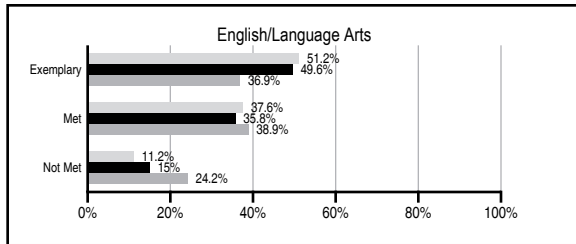
ABSOLUTE RATINGS OF ELEMENTARY SCHOOLS WITH STUDENTS LIKE OURS*

EXCELLENT	GOOD	AVERAGE	BELOW AVERAGE	AT-RISK
21	22	11	0	0

* Ratings are calculated with data available by 06/01/2010. Schools with Students Like Ours are Elementary Schools with Poverty Indices of no more than 5% above or below the index for this school.




PASS PERFORMANCE

Our School
 Elementary Schools with Students Like Ours
 Elementary schools statewide



NAEP PERFORMANCE*

* Performance reported for SC and nation, data not available at school level. Percentages at NAEP Achievement Levels.



SC PERFORMANCE GOAL

2010 Goal:
 By 2010, SC's student achievement will be ranked in the top half of the states nationally. To achieve this goal, we must become one of the fastest improving systems in the country.

2020 Vision:
 By 2020 all students will graduate with the knowledge and skills necessary to compete successfully in the global economy, participate in a democratic society and contribute positively as members of families and communities.

Abbreviations Key

N/A Not Applicable N/AV Not Available N/C Not Collected N/R Not Reported I/S Insufficient Sample TBD To be determined
 NI Newly Identified CSI Continuing School Improvement CA Corrective Action RP Plan to Restructure R Restructure DELAY School Improvement Status HOLD School Improvement Status

Nursery Road Elementary [Lexington/Richland 5]

SCHOOL PROFILE

	Our School	Change from Last Year	Elementary Schools with Students Like Ours	Median Elementary School
Students (n=535)				
Retention rate	1.7%	Up from 1.4%	1.5%	1.9%
Attendance rate	96.4%	Up from 96.0%	96.6%	96.3%
Eligible for gifted and talented	17.8%	Down from 19.5%	17.3%	10.0%
With disabilities other than speech	13.8%	Up from 10.7%	7.9%	7.7%
Older than usual for grade	0.4%	No Change	0.3%	0.5%
Out-of-school suspensions or expulsions for violent and/or criminal offenses	0.0%	No Change	0.0%	0.0%
Teachers (n=55)				
Teachers with advanced degrees	60.0%	Up from 56.5%	61.2%	59.4%
Continuing contract teachers	87.3%	Up from 77.4%	83.2%	80.0%
Teachers with emergency or provisional certificates	0.0%	No Change	0.0%	0.0%
Teachers returning from previous year	85.3%	Down from 88.6%	85.9%	85.9%
Teacher attendance rate	94.9%	Down from 95.4%	95.2%	95.1%
Average teacher salary*	\$49,758	Down 0.7%	\$48,169	\$47,149
Classes not taught by highly qualified teachers	12.4%	Up from 1.5%	0.0%	0.0%
Professional development days/teacher	6.6 days	Down from 8.2 days	10.4 days	11.1 days
School				
Principal's years at school	2.0	Up from 1.0	3.3	4.0
Student-teacher ratio in core subjects	15.2 to 1	No Change	20.0 to 1	18.8 to 1
Prime instructional time	90.2%	Up from 89.9%	91.0%	90.4%
Opportunities in the arts	Good	No Change	Good	Good
SACS accreditation	Yes	No Change	Yes	Yes
Parents attending conferences	100.0%	Up from 99.8%	100.0%	100.0%
Character development program	Excellent	No Change	Excellent	Excellent
Dollars spent per pupil**	\$10,824	Up 17.3%	\$6,631	\$7,458
Percent of expenditures for instruction**	67.2%	Up from 65.4%	70.4%	68.8%
Percent of expenditures for teacher salaries**	65.9%	Up from 63.8%	65.0%	63.2%
% of AYP objectives met	100.0%	Up from 90.5%	100.0%	100.0%

* Length of contract = 185+ days.

** Prior year audited financial data available.

EVALUATION RESULTS

	Teachers	Students*	Parents*
Number of surveys returned	41	80	59
Percent satisfied with learning environment	92.7%	83.8%	82.5%
Percent satisfied with social and physical environment	95.1%	86.1%	89.5%
Percent satisfied with school-home relations	97.4%	86.3%	80.7%

*Only students at the highest elementary school grade level at this school and their parents were included.

REPORT OF PRINCIPAL AND SCHOOL IMPROVEMENT COUNCIL

The mission of Nursery Road Elementary School, Nurture, Respect, Experience, Succeed, was apparent throughout the 2008 – 2009 school year. We are proud to announce that we did succeed in many ways this year. We received the Palmetto Silver Award for our academic efforts. We also received recognition from the Governor's Office for having 100 % participation with the Governor's Reading Honor Roll. Our Measures of Academic Progress (MAP) scores illustrated our focus on meeting academic goals. Our Spring 2009 MAP scores showed the mean growth difference in reading was 3.4 points compared with the district average of 1.9. Our math MAP mean growth difference was 3.6 compared with the district average of 0.7. Our Champions met and exceeded their target growth goals.

Our Champions continue to excel and serve. Participation in various events at the school, local, and state levels offered opportunities for our students to highlight their skills and talents. Our Champions participated in events such as Special Olympics, Zig the Pig, and various art and writing competitions. Our Pre-Game program for 4th and 5th grade students continues to gain momentum. We were able to add new choices this year including Goal-Oriented Leadership Development (GOLD), Math Team, a Junior ROTC, and learning to play the dulcimer (a musical instrument). Each quarter our Champions celebrated their accomplishments during pinning ceremonies sponsored by our PTA. Students received pins for academics, attendance, behavior, and service. We began a new monthly initiative this year, "Heart Act to Follow" designed to honor our Champions for their "habits of heart." Based upon feedback, this is a ceremony that we will make into a tradition.

Technology continues to be an emphasis at NRES. New instructional resources known as LeapFrog Schoolhouse literacy products have been added to our special education classes and kindergarten, first, and second grades. Senteo, wireless voting devices, have been added to our classes in our intermediate grades. Our third – fifth grade classes have also added Airliners which allow SMART boards to be manipulated from anywhere in the room. We have also added Compass Odyssey, which is a web-based, standards-driven software.

Professionally, our staff has continued to work through professional learning teams and inquiry groups through a research-based structure. Goals were established by each group to measure improvements of student achievement. These groups have allowed teachers to work with other grade levels and to work with teachers of other specialties. Vertical and horizontal articulation of instruction and standards has been the focus of all professional development at Nursery Road.

As we anticipate the 2009 – 2010 school year, our focus will remain on professional learning and application of knowledge. In addition to professional engagement through inquiry, a continuation of data analysis and collaboration will drive our efforts in order for us to pursue the mission of NRES to Nurture, Respect, Experience, and Succeed!

Christina Melton, Principal
Tabitha Keeler, School Improvement Council Chair

Comprehensive detail, including definitions of ratings, performance criteria, and explanations of status, is available on www.ed.sc.gov and www.eoc.sc.gov as well as school and school district websites.

Printed versions are available from school districts upon request.

Abbreviations Key

N/A Not Applicable N/AV Not Available N/C Not Collected N/R Not Reported I/S Insufficient Sample TBD To be determined

NI Newly Identified CSI Continuing School Improvement CA Corrective Action RP Plan to Restructure R Restructure DELAY School Improvement Status HOLD School Improvement Status