



SC Annual School Report Card Summary

Leaphart Elementary
 Lexington/Richland 5
 Grades: PK-5 Enrollment: 500
 Principal: Rebecca McKenzie-Appling
 Superintendent: Dr. Herbert M. Berg
 Board Chair: Robert Gantt

PERFORMANCE

Comprehensive detail, including definitions of ratings, performance criteria, and explanations of status, is available on www.ed.sc.gov and www.eoc.sc.gov as well as school and school district websites. Printed versions are available from school districts upon request.

YEAR	ABSOLUTE RATING	GROWTH RATING	PALMETTO GOLD AND SILVER AWARD		AYP STATUS	NCLB IMPROVEMENT STATUS
			General Performance	Closing the Gap		
2009	Average	Average	TBD	TBD	Met	NI-DELAY
2008	Average	At-Risk	N/A	N/A	Not Met	NI
2007	Average	At-Risk	N/A	N/A	Not Met	N/A

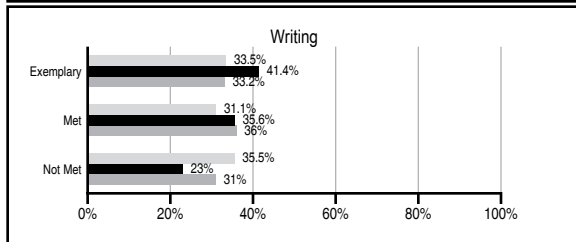
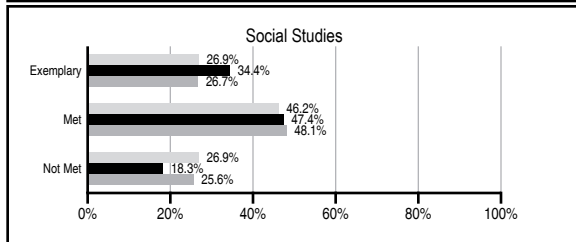
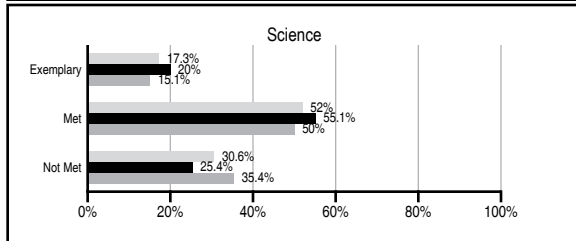
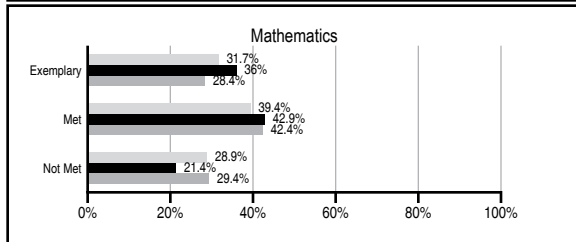
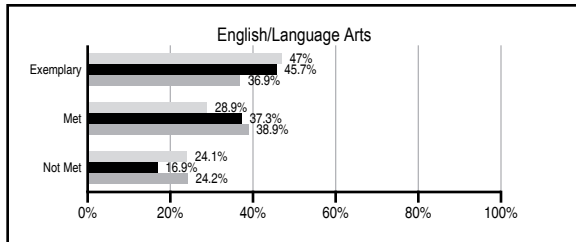
ABSOLUTE RATINGS OF ELEMENTARY SCHOOLS WITH STUDENTS LIKE OURS*

EXCELLENT	GOOD	AVERAGE	BELOW AVERAGE	AT-RISK
19	36	34	0	0

* Ratings are calculated with data available by 06/01/2010. Schools with Students Like Ours are Elementary Schools with Poverty Indices of no more than 5% above or below the index for this school.

PASS PERFORMANCE

Our School
 Elementary Schools with Students Like Ours
 Elementary schools statewide



NAEP PERFORMANCE*

* Performance reported for SC and nation, data not available at school level. Percentages at NAEP Achievement Levels.



SC PERFORMANCE GOAL

2010 Goal:
 By 2010, SC's student achievement will be ranked in the top half of the states nationally. To achieve this goal, we must become one of the fastest improving systems in the country.

2020 Vision:
 By 2020 all students will graduate with the knowledge and skills necessary to compete successfully in the global economy, participate in a democratic society and contribute positively as members of families and communities.

Abbreviations Key

N/A Not Applicable N/AV Not Available N/C Not Collected N/R Not Reported I/S Insufficient Sample TBD To be determined
 NI Newly Identified CSI Continuing School Improvement CA Corrective Action RP Plan to Restructure R Restructure DELAY School Improvement Status HOLD School Improvement Status

Leaphart Elementary [Lexington/Richland 5]

SCHOOL PROFILE

	Our School	Change from Last Year	Elementary Schools with Students Like Ours	Median Elementary School
Students (n=500)				
Retention rate	0.6%	Down from 0.8%	1.6%	1.9%
Attendance rate	96.8%	No Change	96.4%	96.3%
Eligible for gifted and talented	15.8%	Down from 16.5%	15.4%	10.0%
With disabilities other than speech	5.8%	Up from 2.0%	7.2%	7.7%
Older than usual for grade	0.0%	Down from 0.5%	0.3%	0.5%
Out-of-school suspensions or expulsions for violent and/or criminal offenses	0.0%	No Change	0.0%	0.0%
Teachers (n=47)				
Teachers with advanced degrees	68.1%	Up from 60.4%	62.9%	59.4%
Continuing contract teachers	80.9%	Up from 64.6%	84.6%	80.0%
Teachers with emergency or provisional certificates	0.0%	No Change	0.0%	0.0%
Teachers returning from previous year	78.4%	Down from 81.8%	88.6%	85.9%
Teacher attendance rate	94.9%	Up from 93.3%	95.1%	95.1%
Average teacher salary*	\$49,435	Up 3.8%	\$48,444	\$47,149
Classes not taught by highly qualified teachers	2.0%	Up from 0.0%	0.0%	0.0%
Professional development days/teacher	14.4 days	Up from 14.1 days	11.4 days	11.1 days
School				
Principal's years at school	3.0	Up from 2.0	5.0	4.0
Student-teacher ratio in core subjects	16.8 to 1	Down from 17.9 to 1	19.3 to 1	18.8 to 1
Prime instructional time	90.2%	Up from 88.5%	90.4%	90.4%
Opportunities in the arts	Good	No Change	Good	Good
SACS accreditation	Yes	No Change	Yes	Yes
Parents attending conferences	100.0%	No Change	100.0%	100.0%
Character development program	Excellent	No Change	Excellent	Excellent
Dollars spent per pupil**	\$9,315	Up 12.5%	\$7,060	\$7,458
Percent of expenditures for instruction**	65.6%	Up from 64.5%	68.9%	68.8%
Percent of expenditures for teacher salaries**	63.8%	Up from 63.1%	60.6%	63.2%
% of AYP objectives met	100.0%	Up from 76.5%	100.0%	100.0%

* Length of contract = 185+ days.

** Prior year audited financial data available.

EVALUATION RESULTS

	Teachers	Students*	Parents*
Number of surveys returned	42	85	37
Percent satisfied with learning environment	71.4%	80.7%	75.7%
Percent satisfied with social and physical environment	61.9%	72.9%	75.0%
Percent satisfied with school-home relations	85.7%	81.2%	85.7%

*Only students at the highest elementary school grade level at this school and their parents were included.

REPORT OF PRINCIPAL AND SCHOOL IMPROVEMENT COUNCIL

"Learn-Excel-Achieve-Possibilities" encompasses our belief and vision for all children. The 2009-2010 school year will see the initiation of the Leaphart Engineering Arts Program (LEAP); a K-5 magnet school program for math, science, and engineering. The mission of LEAP is to inspire, challenge, and empower all students by providing a rigorous problem-solving curriculum.

The renovation of Leaphart Elementary School will begin during summer 2009. It will provide an infrastructure that will sustain and support the technology advances which are critical to teaching and learning. We have three mobile laptop carts available to enhance instruction; our teachers continue to develop their instructional technology skills through the aide of a Technology Coach. Lego Robotics will be added to meet the design challenges incorporated into some of the integrated engineering units. Students' ability to develop a strong foundation for literacy is supported at grades 1 and 2 through our Literacy Lab. Guided reading instruction is differentiated to meet the needs and challenges of every student. Additional support is provided to students in grades 2-5 utilizing the strategic work of the reading Interventionist; Reading Recovery services continue to be vital for our most struggling readers in grade 1. The Literacy Coach has worked one-on-one with all teachers to increase their understanding of the Dominion Reading Assessment data and its use to inform their instruction.

Utilization of hands-on learning through the full implementation of FOSS and Delta Science materials has increased across all grade levels. The use of best practice in science by all teachers is supported through their work with the Science Coach. Future work will include the development of common, formative assessments.

Our math interventionist/coach works with at-risk students utilizing the Voyager Math program; this program was initiated during the 2008-2009 school year. She also worked with our identified gifted students in grade 2 whose math aptitude indicated the need for greater challenges. Use of technology and the "Hands on Equations" program helped provide those challenges. A weekly math challenge in the form of a problem-solving program was also provided to all students in kindergarten through grade 5. Our school winners went on to compete in a state "Math Fest"; LES students were recognized winners in grades 2, 3, and 4. Our grade 4 team also took first place honors in the math debate portion of the state competition.

We appreciate the combined efforts of very involved PTO and SIC parent and community groups. The fundraising efforts of the PTO provide monetary support for materials and programs that we would otherwise not enjoy. Parental involvement in family oriented activities such as our Science Inquiry Night and our Math Night at Bi-Lo, to name a few, are opportunities for parents to engage in learning activities with their child.

Building children of character is also important. Incorporation of the Responsive Classroom approach, daily student recognition on WLES for character demonstration, participation in service learning opportunities are all aspects incorporated into the lives of students.

Thank you for the opportunity to be a part of the lives of your children so they may "Learn-Excel-Achieve-Possibilities" at Leaphart Elementary School.

Lucy Turner
Rebecca McKenzie-Apling
School Improvement Council Chairperson
Principal

Comprehensive detail, including definitions of ratings, performance criteria, and explanations of status, is available on www.ed.sc.gov and www.eoc.sc.gov as well as school and school district websites.

Printed versions are available from school districts upon request.

Abbreviations Key

N/A Not Applicable N/AV Not Available N/C Not Collected N/R Not Reported I/S Insufficient Sample TBD To be determined

NI Newly Identified CSI Continuing School Improvement CA Corrective Action RP Plan to Restructure R Restructure DELAY School Improvement Status HOLD School Improvement Status