



SC Annual School Report Card Summary

Fuller Normal Advanced Technical Charter
 Greenville
 Grades: K-7 Enrollment: 189
 Principal: Brenda G. Humbert
 Superintendent: Dr. Phinnize J. Fisher
 Board Chair: Megan Hickerson

PERFORMANCE

Comprehensive detail, including definitions of ratings, performance criteria, and explanations of status, is available on www.ed.sc.gov and www.eoc.sc.gov as well as school and school district websites. Printed versions are available from school districts upon request.

YEAR	ABSOLUTE RATING	GROWTH RATING	PALMETTO GOLD AND SILVER AWARD		AYP STATUS	NCLB IMPROVEMENT STATUS
			General Performance	Closing the Gap		
2009	At-Risk	Average	TBD	TBD	Met	N/A
2008	At-Risk	Good	N/A	N/A	Not Met	N/A
2007	At-Risk	At-Risk	N/A	N/A	Not Met	N/A

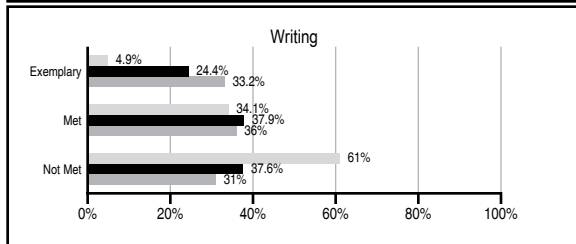
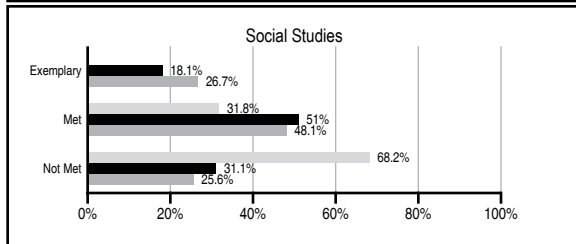
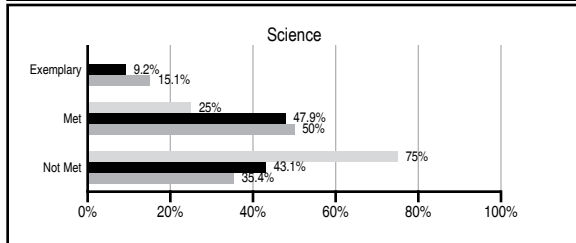
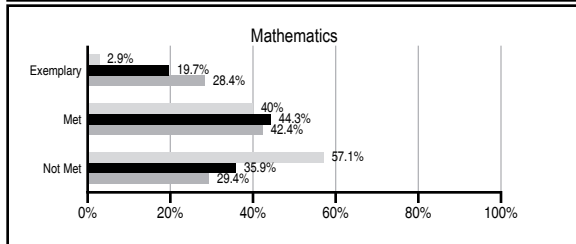
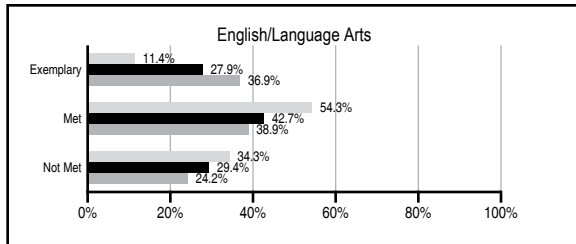
ABSOLUTE RATINGS OF ELEMENTARY SCHOOLS WITH STUDENTS LIKE OURS*

EXCELLENT	GOOD	AVERAGE	BELOW AVERAGE	AT-RISK
0	5	83	28	2

* Ratings are calculated with data available by 06/01/2010. Schools with Students Like Ours are Elementary Schools with Poverty Indices of no more than 5% above or below the index for this school.



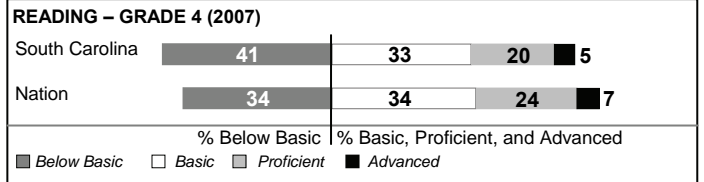
PASS PERFORMANCE

Our School Elementary Schools with Students Like Ours Elementary schools statewide



NAEP PERFORMANCE*

* Performance reported for SC and nation, data not available at school level. Percentages at NAEP Achievement Levels.



SC PERFORMANCE GOAL

2010 Goal:
 By 2010, SC's student achievement will be ranked in the top half of the states nationally. To achieve this goal, we must become one of the fastest improving systems in the country.

2020 Vision:
 By 2020 all students will graduate with the knowledge and skills necessary to compete successfully in the global economy, participate in a democratic society and contribute positively as members of families and communities.

Abbreviations Key

N/A Not Applicable N/AV Not Available N/C Not Collected N/R Not Reported I/S Insufficient Sample TBD To be determined

NI Newly Identified CSI Continuing School Improvement CA Corrective Action RP Plan to Restructure R Restructure DELAY School Improvement Status HOLD School Improvement Status

Fuller Normal Advanced Technical Charter [Greenville]

SCHOOL PROFILE

	Our School	Change from Last Year	Elementary Schools with Students Like Ours	Median Elementary School
Students (n=189)				
Retention rate	3.8%	Down from 9.5%	2.5%	1.9%
Attendance rate	96.2%	Up from 95.7%	96.0%	96.3%
Eligible for gifted and talented	0.0%	No Change	6.3%	10.0%
With disabilities other than speech	5.2%	Down from 7.1%	9.0%	7.7%
Older than usual for grade	3.8%	Up from 2.3%	0.7%	0.5%
Out-of-school suspensions or expulsions for violent and/or criminal offenses	0.0%	No Change	0.0%	0.0%
Teachers (n=15)				
Teachers with advanced degrees	33.3%	Up from 21.4%	57.1%	59.4%
Continuing contract teachers	46.7%	Up from 14.3%	76.3%	80.0%
Teachers with emergency or provisional certificates	0.0%	No Change	0.0%	0.0%
Teachers returning from previous year	N/A	N/A	84.7%	85.9%
Teacher attendance rate	98.9%	Up from 90.5%	95.0%	95.1%
Average teacher salary*	\$34,366	Up 10.8%	\$45,973	\$47,149
Classes not taught by highly qualified teachers	18.5%	Down from 26.9%	0.0%	0.0%
Professional development days/teacher	7.7 days	Up from 7.1 days	11.9 days	11.1 days
School				
Principal's years at school	3.0	Up from 2.0	4.0	4.0
Student-teacher ratio in core subjects	14.5 to 1	Down from 15.2 to 1	18.1 to 1	18.8 to 1
Prime instructional time	94.9%	Up from 83.5%	89.9%	90.4%
Opportunities in the arts	Fair	Up from Poor	Good	Good
SACS accreditation	Yes	No Change	Yes	Yes
Parents attending conferences	57.4%	Down from 68.8%	100.0%	100.0%
Character development program	Below Average	No Change	Excellent	Excellent
Dollars spent per pupil**	\$8,504	Down 119.0%	\$7,722	\$7,458
Percent of expenditures for instruction**	59.0%	Up from 28.0%	68.0%	68.8%
Percent of expenditures for teacher salaries**	45.7%	Up from 18.9%	61.9%	63.2%
% of AYP objectives met	100.0%	Up from 77.8%	100.0%	100.0%

* Length of contract = 185+ days.

** Prior year audited financial data available.

EVALUATION RESULTS

	Teachers	Students*	Parents*
Number of surveys returned	N/A	N/A	N/A
Percent satisfied with learning environment	N/A	N/A	N/A
Percent satisfied with social and physical environment	N/A	N/A	N/A
Percent satisfied with school-home relations	N/A	N/A	N/A

*Only students at the highest elementary school grade level at this school and their parents were included.

REPORT OF PRINCIPAL AND SCHOOL IMPROVEMENT COUNCIL

The purpose of the School Improvement Summary Report is to provide parents and the community with important information about Fuller Normal Advanced Technology Charter School. We want to thank the parents, students, administrators, faculty, and community members who are committed to making Fuller Normal Advanced Technology Charter School an excellent school.

Class size is limited to 20 in a class. This is a place where everyone knows your name and where students succeed in a rigorous academic atmosphere because our technically advanced school provides for highly individualized instruction from a staff dedicated to student achievement.

During 2007-2008, Fuller Normal demonstrated the highest improvement rates in math among all schools in South Carolina. Small group instruction and targeted strategies continue to provide strong improvement rates in math. Plans for intervention, small group instruction, and targeted strategies for the coming years will provide increased achievement rates in reading and language arts as well.

Brenda G. Humbert, Principal
William Brown, Board Chair

Comprehensive detail, including definitions of ratings, performance criteria, and explanations of status, is available on www.ed.sc.gov and www.eoc.sc.gov as well as school and school district websites.

Printed versions are available from school districts upon request.

Abbreviations Key

N/A Not Applicable N/AV Not Available N/C Not Collected N/R Not Reported I/S Insufficient Sample TBD To be determined

NI Newly Identified CSI Continuing School Improvement CA Corrective Action RP Plan to Restructure R Restructure DELAY School Improvement Status HOLD School Improvement Status