

SC Annual School Report Card Summary

Thomas E. Kerns Elementary
 Greenville
 Grades: PK-5 Enrollment: 617
 Principal: Judith E. Mulkey
 Superintendent: Dr. Phinnize J. Fisher
 Board Chair: Megan Hickerson

PERFORMANCE

Comprehensive detail, including definitions of ratings, performance criteria, and explanations of status, is available on www.ed.sc.gov and www.eoc.sc.gov as well as school and school district websites. Printed versions are available from school districts upon request.

YEAR	ABSOLUTE RATING	GROWTH RATING	PALMETTO GOLD AND SILVER AWARD		AYP STATUS	NCLB IMPROVEMENT STATUS
			General Performance	Closing the Gap		
2009	Average	Average	TBD	TBD	Not Met	CSI
2008	Below Average	At-Risk	N/A	N/A	Not Met	NI
2007	Below Average	At-Risk	N/A	N/A	Not Met	N/A

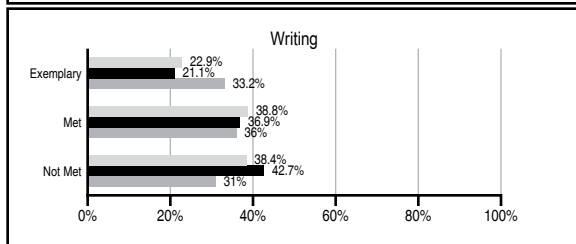
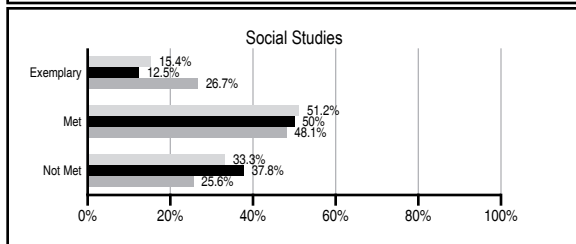
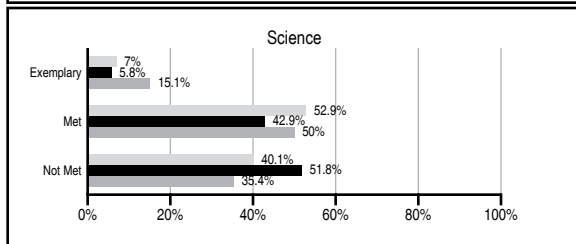
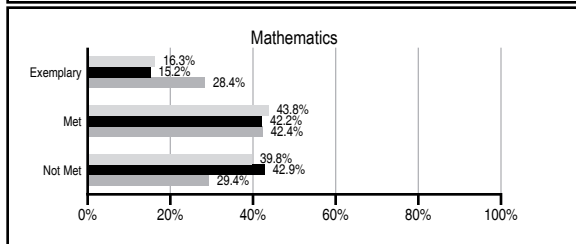
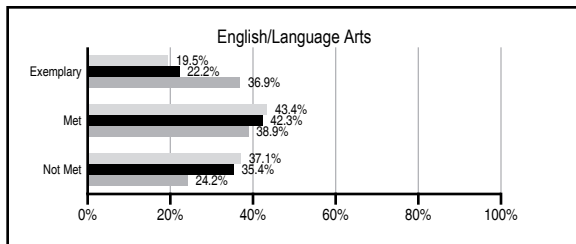
ABSOLUTE RATINGS OF ELEMENTARY SCHOOLS WITH STUDENTS LIKE OURS*

EXCELLENT	GOOD	AVERAGE	BELOW AVERAGE	AT-RISK
1	3	72	64	32

* Ratings are calculated with data available by 06/01/2010. Schools with Students Like Ours are Elementary Schools with Poverty Indices of no more than 5% above or below the index for this school.




PASS PERFORMANCE

Our School
 Elementary Schools with Students Like Ours
 Elementary schools statewide



NAEP PERFORMANCE*

* Performance reported for SC and nation, data not available at school level. Percentages at NAEP Achievement Levels.



SC PERFORMANCE GOAL

2010 Goal:
 By 2010, SC's student achievement will be ranked in the top half of the states nationally. To achieve this goal, we must become one of the fastest improving systems in the country.

2020 Vision:
 By 2020 all students will graduate with the knowledge and skills necessary to compete successfully in the global economy, participate in a democratic society and contribute positively as members of families and communities.

Abbreviations Key

N/A Not Applicable N/AV Not Available N/C Not Collected N/R Not Reported I/S Insufficient Sample TBD To be determined

NI Newly Identified CSI Continuing School Improvement CA Corrective Action RP Plan to Restructure R Restructure DELAY School Improvement Status HOLD School Improvement Status

Thomas E. Kerns Elementary [Greenville]

SCHOOL PROFILE

	Our School	Change from Last Year	Elementary Schools with Students Like Ours	Median Elementary School
Students (n=617)				
Retention rate	1.7%	Up from 1.6%	2.5%	1.9%
Attendance rate	96.3%	Down from 96.4%	96.0%	96.3%
Eligible for gifted and talented	3.3%	Up from 2.4%	3.3%	10.0%
With disabilities other than speech	12.1%	Up from 11.3%	7.6%	7.7%
Older than usual for grade	0.2%	Down from 0.4%	1.1%	0.5%
Out-of-school suspensions or expulsions for violent and/or criminal offenses	0.0%	No Change	0.0%	0.0%
Teachers (n=51)				
Teachers with advanced degrees	41.2%	Up from 32.6%	57.1%	59.4%
Continuing contract teachers	76.5%	Up from 69.6%	71.4%	80.0%
Teachers with emergency or provisional certificates	0.0%	No Change	0.0%	0.0%
Teachers returning from previous year	N/A	N/A	82.1%	85.9%
Teacher attendance rate	94.7%	Down from 96.3%	95.2%	95.1%
Average teacher salary*	\$44,956	Up 3.7%	\$45,725	\$47,149
Classes not taught by highly qualified teachers	3.5%	Up from 0.0%	0.0%	0.0%
Professional development days/teacher	12.4 days	Down from 13.6 days	10.8 days	11.1 days
School				
Principal's years at school	3.0	Up from 2.0	3.0	4.0
Student-teacher ratio in core subjects	16.8 to 1	Down from 18.0 to 1	16.8 to 1	18.8 to 1
Prime instructional time	90.8%	Down from 91.9%	90.1%	90.4%
Opportunities in the arts	Good	No Change	Good	Good
SACS accreditation	Yes	No Change	Yes	Yes
Parents attending conferences	100.0%	Up from 99.9%	100.0%	100.0%
Character development program	Average	No Change	Excellent	Excellent
Dollars spent per pupil**	\$6,695	Up 3.8%	\$8,624	\$7,458
Percent of expenditures for instruction**	72.0%	Down from 72.5%	68.2%	68.8%
Percent of expenditures for teacher salaries**	69.1%	Up from 68.4%	62.0%	63.2%
% of AYP objectives met	90.5%	Up from 61.9%	100.0%	100.0%

* Length of contract = 185+ days.

** Prior year audited financial data available.

EVALUATION RESULTS

	Teachers	Students*	Parents*
Number of surveys returned	43	88	68
Percent satisfied with learning environment	100.0%	88.6%	93.8%
Percent satisfied with social and physical environment	97.7%	93.2%	89.4%
Percent satisfied with school-home relations	85.7%	89.7%	86.4%

*Only students at the highest elementary school grade level at this school and their parents were included.

REPORT OF PRINCIPAL AND SCHOOL IMPROVEMENT COUNCIL

Thomas E. Kerns Elementary opened in August 2006. The state of the art facility overlooks Interstate 85 at White Horse Road in Greenville, South Carolina. The staff of Thomas E. Kerns Elementary uses skills from studying Positive Based Behavior Supports (PBIS) to focus on school-wide positive discipline. Students and classes are recognized and rewarded for their appropriate choices through PBIS.

Title I funds are distributed in a school-wide program to enhance educational opportunities for the students in math and literacy. These funds provide reduced student to teacher ratios, intervention assistance in kindergarten and first grade, staff development for teachers, and educational trainings for parents. Students are provided opportunities to advance their skills through regular class instruction, targeted small group instruction, and opportunities to work with specialists in reading, math, and computer technology.

In order to stress the importance of parental involvement with student learning, the School Improvement Council (SIC) sponsored its second annual "Every Minute Counts" Blitz Week. During one week, parents logged over 54,540 minutes of direct contact time with their children on schoolwork in the home or by volunteering in the building for the benefit of others. The SIC raised the bar of expectations from last year's goal of 45,600. Congratulations to all for the tremendous growth! Because of our parents' efforts, the students all received a special treat.

Additional accomplishments for the year 2008-09 include the donation of a play structure for our upper grade playground. To continue to enhance the focus on building healthy bodies, a set of fitness stations was installed as a Boy Scout Eagle project. Our fourth grade classes purchased two trees in honor of Arbor Day and planted them in the front lawn. The staff and students enjoyed many special events hosted by the school PTA.

Teachers at Thomas E. Kerns Elementary strive to meet each student's individual needs. As a school, we continue to closely analyze our test scores and help students to set and meet growth goals. Tests such as Measuring Academic Progress (MAP) are given to students three times a year and allow us to tailor to the educational needs of each child. The entire staff of Thomas E. Kerns Elementary strives to inspire all our students to be the best they can be.

Judith E. Mulkey, Principal
Cynthia Betzer, SIC Chairperson

Comprehensive detail, including definitions of ratings, performance criteria, and explanations of status, is available on www.ed.sc.gov and www.eoc.sc.gov as well as school and school district websites.

Printed versions are available from school districts upon request.

Abbreviations Key

N/A Not Applicable N/AV Not Available N/C Not Collected N/R Not Reported I/S Insufficient Sample TBD To be determined
NI Newly Identified CSI Continuing School Improvement CA Corrective Action RP Plan to Restructure R Restructure DELAY School Improvement Status HOLD School Improvement Status