



# SC Annual School Report Card Summary

Cherrydale Elementary  
 Greenville  
 Grades: PK-5 Enrollment: 483  
 Principal: Scarlet H. Black  
 Superintendent: Dr. Phinnize J. Fisher  
 Board Chair: Megan Hickerson

## PERFORMANCE

Comprehensive detail, including definitions of ratings, performance criteria, and explanations of status, is available on [www.ed.sc.gov](http://www.ed.sc.gov) and [www.eoc.sc.gov](http://www.eoc.sc.gov) as well as school and school district websites. Printed versions are available from school districts upon request.

YEAR	ABSOLUTE RATING	GROWTH RATING	PALMETTO GOLD AND SILVER AWARD		AYP STATUS	NCLB IMPROVEMENT STATUS
			General Performance	Closing the Gap		
2009	Average	Average	TBD	TBD	Met	NI-DELAY
2008	Below Average	At-Risk	N/A	N/A	Not Met	NI
2007	Below Average	At-Risk	N/A	N/A	Not Met	N/A

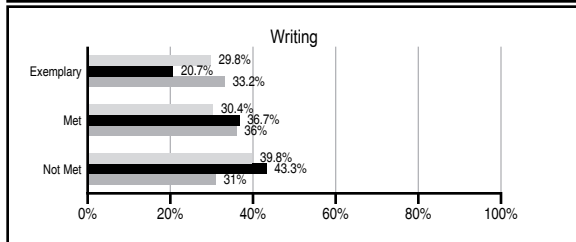
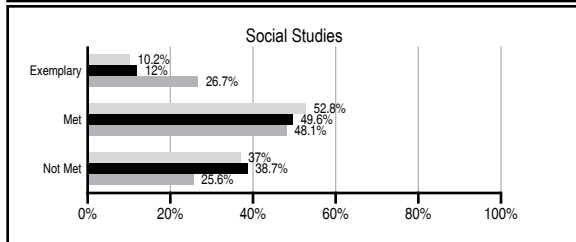
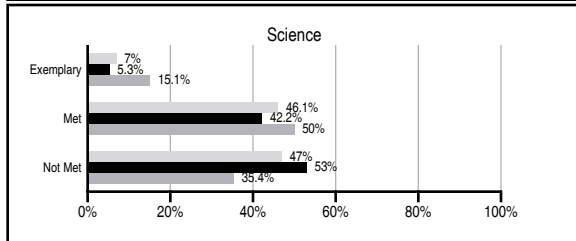
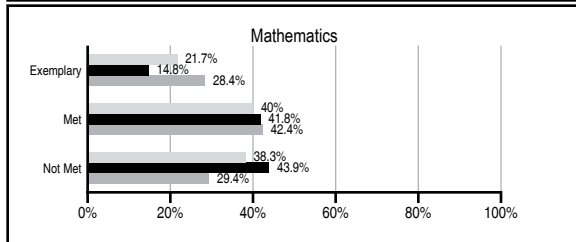
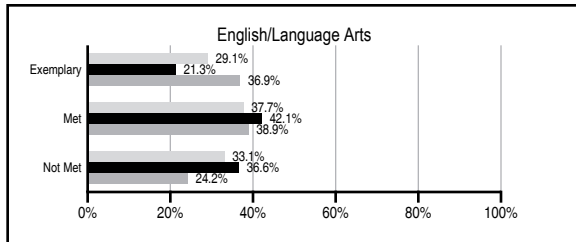
## ABSOLUTE RATINGS OF ELEMENTARY SCHOOLS WITH STUDENTS LIKE OURS\*

EXCELLENT	GOOD	AVERAGE	BELOW AVERAGE	AT-RISK
1	2	55	52	31

\* Ratings are calculated with data available by 06/01/2010. Schools with Students Like Ours are Elementary Schools with Poverty Indices of no more than 5% above or below the index for this school.




## PASS PERFORMANCE

Our School Elementary Schools with Students Like Ours Elementary schools statewide



## NAEP PERFORMANCE\*

\* Performance reported for SC and nation, data not available at school level. Percentages at NAEP Achievement Levels.



## SC PERFORMANCE GOAL

**2010 Goal:**  
 By 2010, SC's student achievement will be ranked in the top half of the states nationally. To achieve this goal, we must become one of the fastest improving systems in the country.

**2020 Vision:**  
 By 2020 all students will graduate with the knowledge and skills necessary to compete successfully in the global economy, participate in a democratic society and contribute positively as members of families and communities.

### Abbreviations Key

N/A Not Applicable N/AV Not Available N/C Not Collected N/R Not Reported I/S Insufficient Sample TBD To be determined

NI Newly Identified CSI Continuing School Improvement CA Corrective Action RP Plan to Restructure R Restructure DELAY School Improvement Status HOLD School Improvement Status

# Cherrydale Elementary [Greenville]

## SCHOOL PROFILE

	Our School	Change from Last Year	Elementary Schools with Students Like Ours	Median Elementary School
<b>Students (n=483)</b>				
Retention rate	0.9%	Up from 0.7%	2.5%	1.9%
Attendance rate	97.0%	Up from 96.6%	96.0%	96.3%
Eligible for gifted and talented	4.0%	Up from 3.5%	2.8%	10.0%
With disabilities other than speech	8.8%	Up from 7.8%	7.4%	7.7%
Older than usual for grade	0.0%	Down from 0.3%	1.2%	0.5%
Out-of-school suspensions or expulsions for violent and/or criminal offenses	0.0%	No Change	0.0%	0.0%
<b>Teachers (n=39)</b>				
Teachers with advanced degrees	38.5%	Down from 38.6%	57.1%	59.4%
Continuing contract teachers	66.7%	Up from 56.8%	70.7%	80.0%
Teachers with emergency or provisional certificates	0.0%	No Change	0.0%	0.0%
Teachers returning from previous year	79.5%	Up from 76.8%	81.5%	85.9%
Teacher attendance rate	97.5%	Up from 96.5%	95.2%	95.1%
Average teacher salary*	\$42,079	Up 7.6%	\$45,710	\$47,149
Classes not taught by highly qualified teachers	0.0%	No Change	0.5%	0.0%
Professional development days/teacher	5.7 days	Down from 14.7 days	10.7 days	11.1 days
<b>School</b>				
Principal's years at school	7.0	Up from 6.0	3.0	4.0
Student-teacher ratio in core subjects	11.5 to 1	Down from 14.9 to 1	16.5 to 1	18.8 to 1
Prime instructional time	94.3%	Up from 92.0%	90.1%	90.4%
Opportunities in the arts	Good	No Change	Good	Good
SACS accreditation	Yes	No Change	Yes	Yes
Parents attending conferences	100.0%	No Change	100.0%	100.0%
Character development program	Good	No Change	Good	Excellent
Dollars spent per pupil**	\$8,899	Up 14.8%	\$8,673	\$7,458
Percent of expenditures for instruction**	71.5%	Up from 69.0%	68.4%	68.8%
Percent of expenditures for teacher salaries**	61.7%	Down from 64.7%	61.9%	63.2%
% of AYP objectives met	100.0%	Up from 66.7%	100.0%	100.0%

\* Length of contract = 185+ days.

\*\* Prior year audited financial data available.

## REPORT OF PRINCIPAL AND SCHOOL IMPROVEMENT COUNCIL

This year Cherrydale Elementary implemented a single-gender initiative focused on improving student achievement and the school climate. Our faculty and staff participated in extensive training prior to the beginning of the 2008-09 school year. The school-wide initiative, with a highly-concentrated pilot in grades 4 and 5, have netted some very positive results. We have experienced a dramatic decrease in the number of classroom disciplinary referrals. We have also observed increased positive student-to-teacher interactions, increased student attendance, increased student assessment scores, increased grades, and an overall positive school climate. We are hopeful that these results will translate into improved student achievement scores as defined by the state's new accountability assessment entitled PASS (Palmetto Assessment of State Standards). Cherrydale is a data-driven school, and the faculty/staff are excited about the possibilities that our new initiative will bring to the entire school community. Cherrydale Elementary continues to adopt the district's comprehensive strategic plan for 2008-13, and will continue to move along with the district in "charting a steady course for excellence in education." We hope to have each student who walks through Cherrydale Elementary's door prepared with the skills and foundation needed for sustained academic success.

Scarlet H. Black, Principal  
Jennifer Hill, SIC Chairperson

## EVALUATION RESULTS

	Teachers	Students*	Parents*
Number of surveys returned	39	71	44
Percent satisfied with learning environment	94.9%	87.3%	88.6%
Percent satisfied with social and physical environment	100.0%	90.1%	86.4%
Percent satisfied with school-home relations	84.6%	87.3%	90.9%

\*Only students at the highest elementary school grade level at this school and their parents were included.

Comprehensive detail, including definitions of ratings, performance criteria, and explanations of status, is available on [www.ed.sc.gov](http://www.ed.sc.gov) and [www.eoc.sc.gov](http://www.eoc.sc.gov) as well as school and school district websites.

Printed versions are available from school districts upon request.

### Abbreviations Key

N/A Not Applicable N/AV Not Available N/C Not Collected N/R Not Reported I/S Insufficient Sample TBD To be determined

NI Newly Identified CSI Continuing School Improvement CA Corrective Action RP Plan to Restructure R Restructure DELAY School Improvement Status HOLD School Improvement Status