



SC Annual School Report Card Summary

Robert E. Cashion Elementary
 Greenville
 Grades: PK-5 Enrollment: 675
 Principal: Shirley S. Chapman
 Superintendent: Dr. Phinnize J. Fisher
 Board Chair: Megan Hickerson

PERFORMANCE

Comprehensive detail, including definitions of ratings, performance criteria, and explanations of status, is available on www.ed.sc.gov and www.eoc.sc.gov as well as school and school district websites. Printed versions are available from school districts upon request.

YEAR	ABSOLUTE RATING	GROWTH RATING	PALMETTO GOLD AND SILVER AWARD		AYP STATUS	NCLB IMPROVEMENT STATUS
			General Performance	Closing the Gap		
2009	Average	Below Average	TBD	TBD	Not Met	N/A
2008	Average	At-Risk	N/A	N/A	Not Met	N/A
2007	Average	At-Risk	N/A	N/A	Not Met	N/A

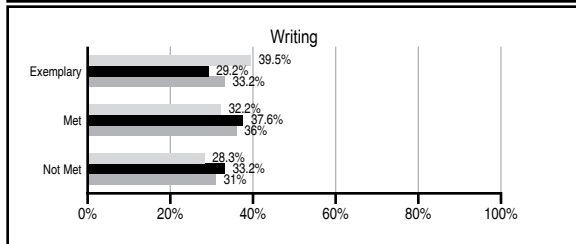
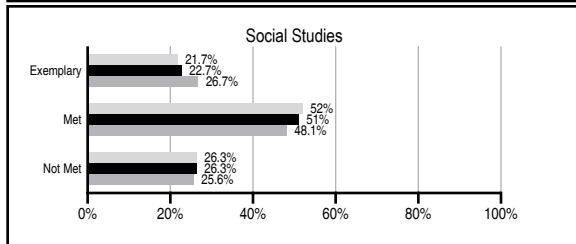
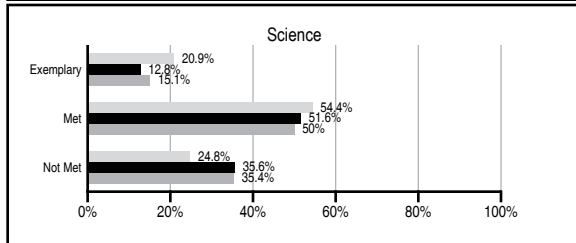
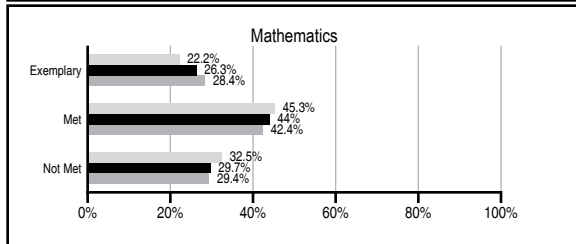
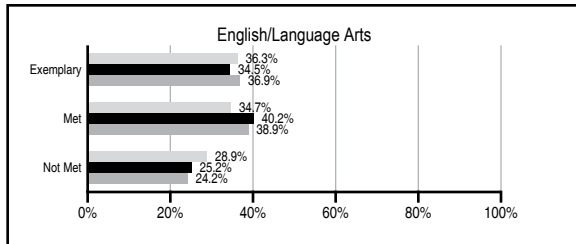
ABSOLUTE RATINGS OF ELEMENTARY SCHOOLS WITH STUDENTS LIKE OURS*

EXCELLENT	GOOD	AVERAGE	BELOW AVERAGE	AT-RISK
1	19	83	10	0

* Ratings are calculated with data available by 06/01/2010. Schools with Students Like Ours are Elementary Schools with Poverty Indices of no more than 5% above or below the index for this school.




PASS PERFORMANCE

Our School Elementary Schools with Students Like Ours Elementary schools statewide



NAEP PERFORMANCE*

* Performance reported for SC and nation, data not available at school level. Percentages at NAEP Achievement Levels.



SC PERFORMANCE GOAL

2010 Goal:
 By 2010, SC's student achievement will be ranked in the top half of the states nationally. To achieve this goal, we must become one of the fastest improving systems in the country.

2020 Vision:
 By 2020 all students will graduate with the knowledge and skills necessary to compete successfully in the global economy, participate in a democratic society and contribute positively as members of families and communities.

Abbreviations Key

N/A Not Applicable N/AV Not Available N/C Not Collected N/R Not Reported I/S Insufficient Sample TBD To be determined
 NI Newly Identified CSI Continuing School Improvement CA Corrective Action RP Plan to Restructure R Restructure DELAY School Improvement Status HOLD School Improvement Status

Robert E. Cashion Elementary [Greenville]

SCHOOL PROFILE

	Our School	Change from Last Year	Elementary Schools with Students Like Ours	Median Elementary School
Students (n=675)				
Retention rate	2.5%	Down from 3.3%	2.4%	1.9%
Attendance rate	96.6%	Down from 96.8%	96.2%	96.3%
Eligible for gifted and talented	12.0%	Up from 10.9%	8.7%	10.0%
With disabilities other than speech	14.0%	Up from 13.0%	9.1%	7.7%
Older than usual for grade	0.0%	No Change	0.6%	0.5%
Out-of-school suspensions or expulsions for violent and/or criminal offenses	0.0%	No Change	0.0%	0.0%
Teachers (n=44)				
Teachers with advanced degrees	54.5%	Down from 56.5%	60.5%	59.4%
Continuing contract teachers	84.1%	Up from 82.6%	82.9%	80.0%
Teachers with emergency or provisional certificates	2.6%	Up from 0.0%	0.0%	0.0%
Teachers returning from previous year	92.9%	Down from 95.2%	87.2%	85.9%
Teacher attendance rate	96.5%	Down from 96.6%	95.1%	95.1%
Average teacher salary*	\$45,355	Up 2.5%	\$47,415	\$47,149
Classes not taught by highly qualified teachers	0.0%	No Change	0.0%	0.0%
Professional development days/teacher	10.9 days	Down from 11.5 days	11.6 days	11.1 days
School				
Principal's years at school	5.0	Up from 4.0	5.0	4.0
Student-teacher ratio in core subjects	18.1 to 1	Down from 19.4 to 1	19.0 to 1	18.8 to 1
Prime instructional time	92.7%	Down from 92.8%	90.1%	90.4%
Opportunities in the arts	Good	No Change	Good	Good
SACS accreditation	Yes	No Change	Yes	Yes
Parents attending conferences	100.0%	No Change	100.0%	100.0%
Character development program	Good	No Change	Excellent	Excellent
Dollars spent per pupil**	\$6,367	Up 7.4%	\$7,360	\$7,458
Percent of expenditures for instruction**	70.1%	Down from 70.6%	68.3%	68.8%
Percent of expenditures for teacher salaries**	67.6%	Up from 66.4%	61.7%	63.2%
% of AYP objectives met	92.6%	Up from 82.6%	100.0%	100.0%

* Length of contract = 185+ days.

** Prior year audited financial data available.

EVALUATION RESULTS

	Teachers	Students*	Parents*
Number of surveys returned	44	114	58
Percent satisfied with learning environment	97.7%	80.2%	87.7%
Percent satisfied with social and physical environment	95.5%	87.5%	82.5%
Percent satisfied with school-home relations	84.1%	90.4%	82.1%

*Only students at the highest elementary school grade level at this school and their parents were included.

REPORT OF PRINCIPAL AND SCHOOL IMPROVEMENT COUNCIL

Robert E. Cashion Elementary School is a beautiful facility that opened its doors in August of 2003. The school owes its thanks for a strong foundation to someone who lovingly and professionally served students of Greenville County for 40 years, Mr. Robert E. Cashion. The school is located in the Southern end of Greenville County on Fork Shoals Road, across from Bonnie Brae Golf Course. The new facility serves students in four-year-old kindergarten through fifth grade. The school received a Southern Association of Colleges and School Accreditation Peer Review during the 2005-06 school year. The review team rated the total school program as exemplary and recommended the school's continued accreditation. In the spring of 2009, the School District of Greenville County received National Accreditation.

Since Robert E. Cashion Elementary opened as a new school with a newly formed student population, the 2003-04 standardized test scores established the baseline data for the school. Since that year, our test scores continue to affirm that all students are achieving. The school's Absolute rating has remained average. The school's improvement rating is below average. The downgrading of the improvement score continues to be the results of not meeting AYP. Although our special education population is not making the AYP target improvements, they continue to meet their IEP improvement goals and objectives. Robert E. Cashion is constantly in pursuit of the highest academic achievement for every student.

We are continuing to do yearly need assessments to determine the best ways to meet the academic needs of all our students. As a result of our needs assessment, we will be focusing on the following goals for the 2009-10 school year: using effective methods and instructional strategies that are researched-based to strengthen the core academic program; increasing the quality of learning time; providing high-quality and ongoing professional development for teachers that supports best practices for teaching all academic subjects; and increasing parental and community involvement in the school.

The school staff, students, parents, and community partners work consistently to convey a caring and nurturing atmosphere where positive social, emotional, physical, and educational growth of students is apparent. It is the mission of school to see that our Comets and staff are "Lighting the Way to Achievement and Dreams!"

Shirley S. Chapman, Principal
Barbara Brown, SIC Chairperson

Comprehensive detail, including definitions of ratings, performance criteria, and explanations of status, is available on www.ed.sc.gov and www.eoc.sc.gov as well as school and school district websites.

Printed versions are available from school districts upon request.

Abbreviations Key

N/A Not Applicable N/AV Not Available N/C Not Collected N/R Not Reported I/S Insufficient Sample TBD To be determined
NI Newly Identified CSI Continuing School Improvement CA Corrective Action RP Plan to Restructure R Restructure DELAY School Improvement Status HOLD School Improvement Status