



SC Annual School Report Card Summary

Greenbrier Elementary
Greenville
Grades: PK-5 Enrollment: 802
Principal: Nicky Andrews
Superintendent: Dr. Phinnize J. Fisher
Board Chair: Megan Hickerson

PERFORMANCE

Comprehensive detail, including definitions of ratings, performance criteria, and explanations of status, is available on www.ed.sc.gov and www.eoc.sc.gov as well as school and school district websites. Printed versions are available from school districts upon request.

YEAR	ABSOLUTE RATING	GROWTH RATING	PALMETTO GOLD AND SILVER AWARD		AYP STATUS	NCLB IMPROVEMENT STATUS
			General Performance	Closing the Gap		
2009	Average	Average	TBD	TBD	Met	N/A
2008	Below Average	Below Average	N/A	N/A	Not Met	N/A
2007	Average	At-Risk	N/A	N/A	Not Met	N/A

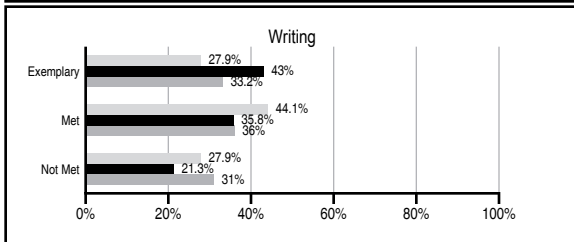
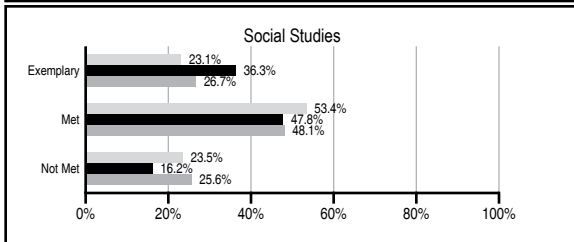
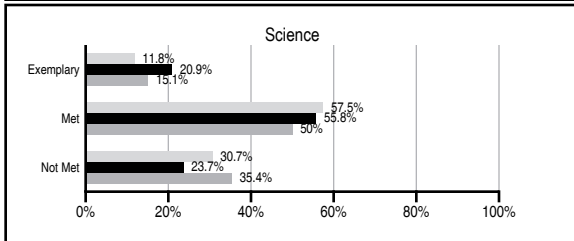
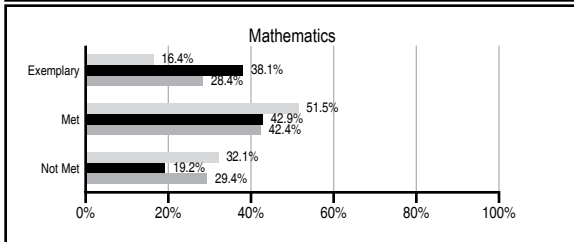
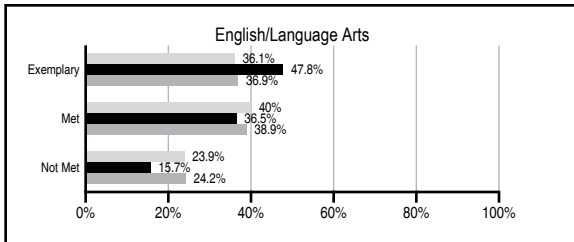
ABSOLUTE RATINGS OF ELEMENTARY SCHOOLS WITH STUDENTS LIKE OURS*

EXCELLENT	GOOD	AVERAGE	BELOW AVERAGE	AT-RISK
21	30	17	0	0

* Ratings are calculated with data available by 06/01/2010. Schools with Students Like Ours are Elementary Schools with Poverty Indices of no more than 5% above or below the index for this school.

PASS PERFORMANCE

Our School
 Elementary Schools with Students Like Ours
 Elementary schools statewide



NAEP PERFORMANCE*

* Performance reported for SC and nation, data not available at school level. Percentages at NAEP Achievement Levels.



SC PERFORMANCE GOAL

2010 Goal:
 By 2010, SC's student achievement will be ranked in the top half of the states nationally. To achieve this goal, we must become one of the fastest improving systems in the country.

2020 Vision:
 By 2020 all students will graduate with the knowledge and skills necessary to compete successfully in the global economy, participate in a democratic society and contribute positively as members of families and communities.

Abbreviations Key

N/A Not Applicable N/AV Not Available N/C Not Collected N/R Not Reported I/S Insufficient Sample TBD To be determined
 NI Newly Identified CSI Continuing School Improvement CA Corrective Action RP Plan to Restructure R Restructure DELAY School Improvement Status HOLD School Improvement Status

Greenbrier Elementary [Greenville]

SCHOOL PROFILE

	Our School	Change from Last Year	Elementary Schools with Students Like Ours	Median Elementary School
Students (n=802)				
Retention rate	2.5%	Down from 2.9%	1.4%	1.9%
Attendance rate	97.0%	Down from 97.1%	96.6%	96.3%
Eligible for gifted and talented	10.6%	Down from 11.5%	16.9%	10.0%
With disabilities other than speech	8.1%	No Change	6.7%	7.7%
Older than usual for grade	0.5%	Up from 0.2%	0.3%	0.5%
Out-of-school suspensions or expulsions for violent and/or criminal offenses	0.0%	No Change	0.0%	0.0%
Teachers (n=50)				
Teachers with advanced degrees	46.0%	Up from 44.4%	61.1%	59.4%
Continuing contract teachers	78.0%	Up from 73.3%	83.8%	80.0%
Teachers with emergency or provisional certificates	0.0%	No Change	0.0%	0.0%
Teachers returning from previous year	84.7%	Up from 84.6%	86.0%	85.9%
Teacher attendance rate	94.6%	Up from 93.6%	95.1%	95.1%
Average teacher salary*	\$44,636	Up 2.0%	\$48,430	\$47,149
Classes not taught by highly qualified teachers	0.0%	No Change	0.0%	0.0%
Professional development days/teacher	14.8 days	Down from 27.6 days	10.9 days	11.1 days
School				
Principal's years at school	1.0	Down from 8.0	4.0	4.0
Student-teacher ratio in core subjects	22.3 to 1	Up from 21.8 to 1	19.6 to 1	18.8 to 1
Prime instructional time	91.0%	Up from 88.7%	90.6%	90.4%
Opportunities in the arts	Good	No Change	Good	Good
SACS accreditation	Yes	No Change	Yes	Yes
Parents attending conferences	100.0%	No Change	100.0%	100.0%
Character development program	Average	Down from Good	Excellent	Excellent
Dollars spent per pupil**	\$5,808	Down 7.6%	\$6,668	\$7,458
Percent of expenditures for instruction**	70.3%	Down from 71.4%	70.3%	68.8%
Percent of expenditures for teacher salaries**	63.8%	Down from 66.6%	63.6%	63.2%
% of AYP objectives met	100.0%	Up from 84.0%	100.0%	100.0%

* Length of contract = 185+ days.

** Prior year audited financial data available.

EVALUATION RESULTS

	Teachers	Students*	Parents*
Number of surveys returned	43	116	73
Percent satisfied with learning environment	100.0%	83.3%	94.4%
Percent satisfied with social and physical environment	100.0%	88.7%	93.2%
Percent satisfied with school-home relations	95.3%	80.7%	91.7%

*Only students at the highest elementary school grade level at this school and their parents were included.

Comprehensive detail, including definitions of ratings, performance criteria, and explanations of status, is available on www.ed.sc.gov and www.eoc.sc.gov as well as school and school district websites.

Printed versions are available from school districts upon request.

REPORT OF PRINCIPAL AND SCHOOL IMPROVEMENT COUNCIL

Our vision at Greenbrier Elementary is to provide a high quality educational program that connects each child with a successful future. Our mission is to develop confident, lifelong learners by creating a safe, positive, and inviting environment that engages students, celebrates individual differences, and allows students to reach their potential.

At Greenbrier Elementary, we believe student and adult learning is at the center of improvement; high expectations drive behavior and performance; a safe and secure environment supports learning; curriculum, instruction, and assessment work together toward meeting academic goals; a culture of collaborative learning is paramount; and, parents, community, and volunteers should be welcomed and utilized.

In 2008-2009, Greenbrier Elementary set the tone for a successful year of learning by focusing on the whole child—academic, personal, physical, and social development. Students participated in programs and activities to support community initiatives such as the March of Dimes, Golden Strip Emergency Relief Agency, and American Diabetes Association. Students also participated in school-wide projects, which included creating a vegetable garden and an outdoor learning patio. Our character education program, SOAR, has been instrumental in promoting student leaders in our school community. Additionally, Greenbrier Elementary initiated a peer-to-peer conflict resolution program entitled "Fuss Busters." We were one of only two elementary schools in the district to begin such a program this year.

The staff at Greenbrier Elementary is truly comprised of talented, caring, and knowledgeable educators, who focus on a set of instructional practices that creates optimum learning experiences by which all students learn. All teachers receive on-site professional development training that includes district initiatives, technology integration using Promethean Boards and ActivSlates, and best instructional practices. Recognizing that students learn in different ways, teachers use a variety of instructional strategies to address the different learning styles of students. Moreover, teachers work together as a team. We have created vertical teams that meet on a monthly basis to ensure a continuum of learning.

Parents, too, play a vital role at Greenbrier. They partner with teachers in numerous ways, including working one-on-one with individual students and small groups, assisting in the preparation of support materials, chaperoning field trips, and presenting to classes. Our community is also supportive of our efforts. This year, our SIC was instrumental in initiating a literacy closet to support reading efforts in the home.

We appreciate the contributions and support of our PTA, School Improvement Council, parents, guardians, volunteers, and business partners. We look forward to opportunities that lie ahead for our students and our school as we continue to strive for excellence!

For information about our school, please contact our principal, Mrs. Nicky Andrews, or Mr. David Griffith, our SIC Chairperson.

Abbreviations Key

N/A Not Applicable N/AV Not Available N/C Not Collected N/R Not Reported I/S Insufficient Sample TBD To be determined

NI Newly Identified CSI Continuing School Improvement CA Corrective Action RP Plan to Restructure R Restructure DELAY School Improvement Status HOLD School Improvement Status