



SC Annual School Report Card Summary

Summit Drive Elementary
 Greenville
 Grades: PK-5 Enrollment: 374
 Principal: Megan D. Mitchell-Hoefer
 Superintendent: Dr. Phinnize J. Fisher
 Board Chair: Megan Hickerson

PERFORMANCE

Comprehensive detail, including definitions of ratings, performance criteria, and explanations of status, is available on www.ed.sc.gov and www.eoc.sc.gov as well as school and school district websites. Printed versions are available from school districts upon request.

YEAR	ABSOLUTE RATING	GROWTH RATING	PALMETTO GOLD AND SILVER AWARD		AYP STATUS	NCLB IMPROVEMENT STATUS
			General Performance	Closing the Gap		
2009	Good	Good	TBD	TBD	Met	N/A
2008	Average	Below Average	N/A	N/A	Not Met	N/A
2007	Average	At-Risk	N/A	N/A	Met	N/A

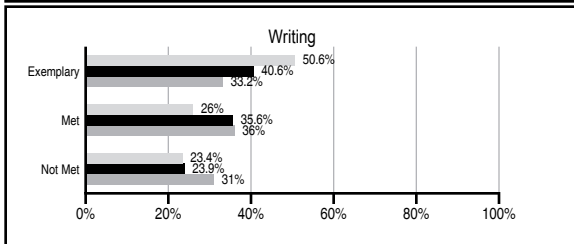
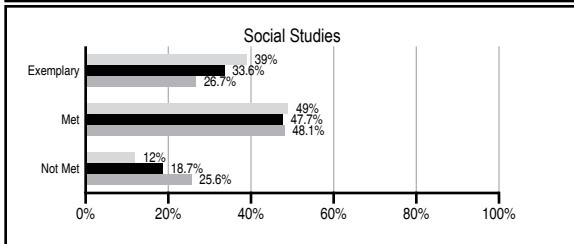
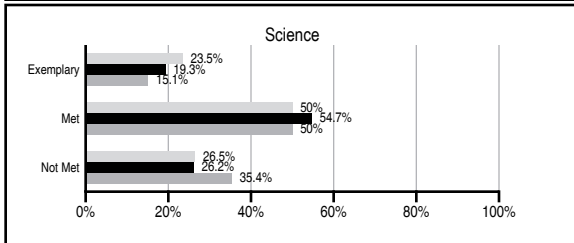
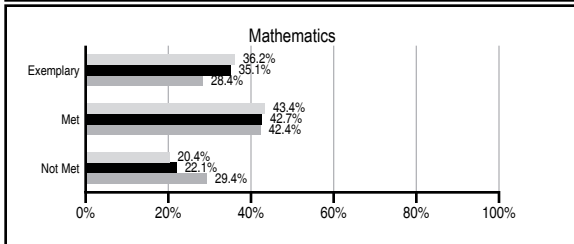
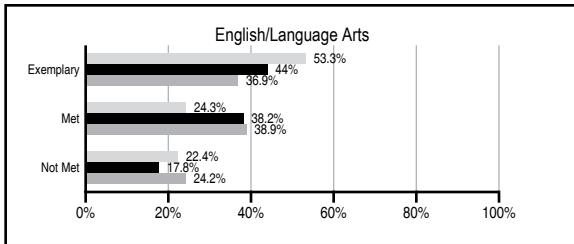
ABSOLUTE RATINGS OF ELEMENTARY SCHOOLS WITH STUDENTS LIKE OURS*

EXCELLENT	GOOD	AVERAGE	BELOW AVERAGE	AT-RISK
18	32	40	0	0

* Ratings are calculated with data available by 06/01/2010. Schools with Students Like Ours are Elementary Schools with Poverty Indices of no more than 5% above or below the index for this school.


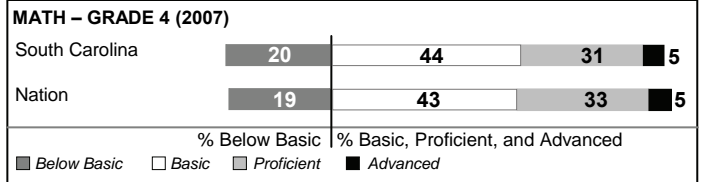
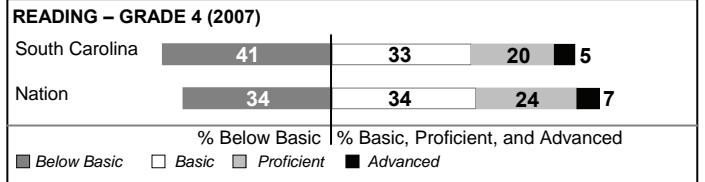
PASS PERFORMANCE

Our School
 Elementary Schools with Students Like Ours
 Elementary schools statewide



NAEP PERFORMANCE*

* Performance reported for SC and nation, data not available at school level. Percentages at NAEP Achievement Levels.



SC PERFORMANCE GOAL

2010 Goal:
 By 2010, SC's student achievement will be ranked in the top half of the states nationally. To achieve this goal, we must become one of the fastest improving systems in the country.

2020 Vision:
 By 2020 all students will graduate with the knowledge and skills necessary to compete successfully in the global economy, participate in a democratic society and contribute positively as members of families and communities.

Abbreviations Key

N/A Not Applicable N/AV Not Available N/C Not Collected N/R Not Reported I/S Insufficient Sample TBD To be determined

NI Newly Identified CSI Continuing School Improvement CA Corrective Action RP Plan to Restructure R Restructure DELAY School Improvement Status HOLD School Improvement Status

Summit Drive Elementary [Greenville]

SCHOOL PROFILE

	Our School	Change from Last Year	Elementary Schools with Students Like Ours	Median Elementary School
Students (n=374)				
Retention rate	2.0%	Up from 0.6%	1.7%	1.9%
Attendance rate	97.2%	Down from 97.3%	96.4%	96.3%
Eligible for gifted and talented	20.2%	Up from 14.3%	14.2%	10.0%
With disabilities other than speech	10.9%	Up from 9.7%	7.4%	7.7%
Older than usual for grade	1.0%	Up from 0.4%	0.3%	0.5%
Out-of-school suspensions or expulsions for violent and/or criminal offenses	0.0%	No Change	0.0%	0.0%
Teachers (n=31)				
Teachers with advanced degrees	61.3%	Up from 57.1%	61.1%	59.4%
Continuing contract teachers	87.1%	Down from 89.3%	81.8%	80.0%
Teachers with emergency or provisional certificates	0.0%	No Change	0.0%	0.0%
Teachers returning from previous year	95.3%	Up from 94.9%	88.6%	85.9%
Teacher attendance rate	95.9%	Up from 94.0%	95.2%	95.1%
Average teacher salary*	\$50,459	Up 2.5%	\$47,548	\$47,149
Classes not taught by highly qualified teachers	0.0%	No Change	0.0%	0.0%
Professional development days/teacher	7.7 days	Down from 8.5 days	11.0 days	11.1 days
School				
Principal's years at school	4.0	Up from 3.0	5.0	4.0
Student-teacher ratio in core subjects	16.6 to 1	Down from 18.1 to 1	19.2 to 1	18.8 to 1
Prime instructional time	92.6%	Up from 90.4%	90.5%	90.4%
Opportunities in the arts	Good	No Change	Good	Good
SACS accreditation	Yes	No Change	Yes	Yes
Parents attending conferences	97.1%	Down from 99.9%	100.0%	100.0%
Character development program	Average	Up from Below Average	Excellent	Excellent
Dollars spent per pupil**	\$8,627	Up 10.0%	\$6,963	\$7,458
Percent of expenditures for instruction**	66.2%	Up from 65.2%	69.1%	68.8%
Percent of expenditures for teacher salaries**	60.1%	Down from 61.4%	62.6%	63.2%
% of AYP objectives met	100.0%	Up from 94.1%	100.0%	100.0%

* Length of contract = 185+ days.

** Prior year audited financial data available.

EVALUATION RESULTS

	Teachers	Students*	Parents*
Number of surveys returned	27	54	29
Percent satisfied with learning environment	100.0%	92.5%	93.1%
Percent satisfied with social and physical environment	100.0%	92.5%	100.0%
Percent satisfied with school-home relations	92.6%	90.7%	82.1%

*Only students at the highest elementary school grade level at this school and their parents were included.

REPORT OF PRINCIPAL AND SCHOOL IMPROVEMENT COUNCIL

Summit Drive Elementary School is a neighborhood school located in the city of Greenville, SC. The school originally opened in 1953, and a new building was built in 2001. The school includes a computer lab, hands on science lab, media center, and Promethean Boards in every classroom. Presently we have 375 students and 54 faculty and staff, including teachers, teacher assistants, related arts, special area, support staff, office, cafeteria, custodial, and administrative. Nine teachers have obtained their National Board Certification, and others are currently applying. Our staff enjoys working together and making an impact on our community.

The mission of Summit Drive Elementary School is to encourage continuous learning and increase student achievement. The vision of Summit Drive Elementary School is to encourage students to become life-long learners and responsible citizens.

It is our true belief that all students can learn and that "Every Student is a Star." We continue to work earnestly towards higher student achievement and embrace high standards of teaching and learning. We implement Quality Tools, Thinking Maps, authentic writer's workshops, 4 Blocks, Compass Learning, and Learning Focused strategies throughout our curriculum. We continue to be a "true" neighborhood school where all stakeholders are part of the Summit Drive Elementary family.

Jennifer Jerina, SIC Chair
Megan D. Mitchell-Hoefer, Principal

Comprehensive detail, including definitions of ratings, performance criteria, and explanations of status, is available on www.ed.sc.gov and www.eoc.sc.gov as well as school and school district websites.

Printed versions are available from school districts upon request.

Abbreviations Key

N/A Not Applicable N/AV Not Available N/C Not Collected N/R Not Reported I/S Insufficient Sample TBD To be determined

NI Newly Identified CSI Continuing School Improvement CA Corrective Action RP Plan to Restructure R Restructure DELAY School Improvement Status HOLD School Improvement Status