



SC Annual School Report Card Summary

Stone Academy
 Greenville
 Grades: PK-5 Enrollment: 588
 Principal: Ed Holliday
 Superintendent: Dr. Phinnize J. Fisher
 Board Chair: Megan Hickerson

PERFORMANCE

Comprehensive detail, including definitions of ratings, performance criteria, and explanations of status, is available on www.ed.sc.gov and www.eoc.sc.gov as well as school and school district websites. Printed versions are available from school districts upon request.

YEAR	ABSOLUTE RATING	GROWTH RATING	PALMETTO GOLD AND SILVER AWARD		AYP STATUS	NCLB IMPROVEMENT STATUS
			General Performance	Closing the Gap		
2009	Excellent	Good	TBD	TBD	Met	N/A
2008	Good	Below Average	N/A	N/A	Not Met	N/A
2007	Good	Below Average	N/A	N/A	Not Met	N/A

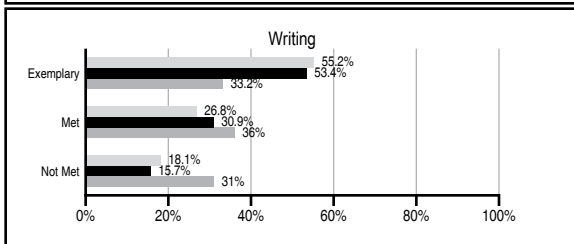
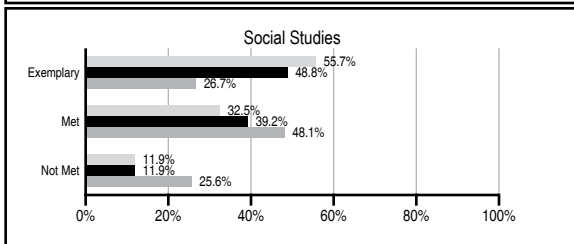
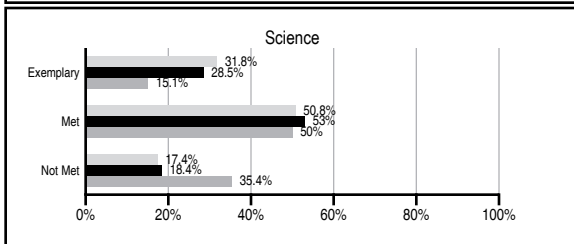
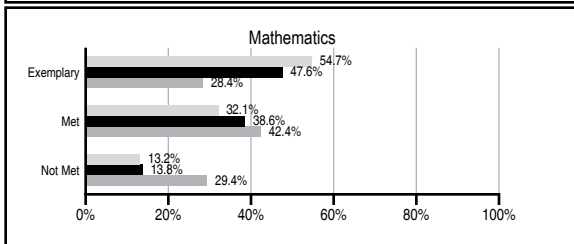
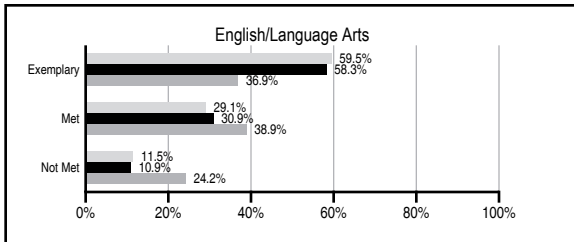
ABSOLUTE RATINGS OF ELEMENTARY SCHOOLS WITH STUDENTS LIKE OURS*

EXCELLENT	GOOD	AVERAGE	BELOW AVERAGE	AT-RISK
20	1	2	0	0

* Ratings are calculated with data available by 06/01/2010. Schools with Students Like Ours are Elementary Schools with Poverty Indices of no more than 5% above or below the index for this school.




PASS PERFORMANCE

Our School
 Elementary Schools with Students Like Ours
 Elementary schools statewide



NAEP PERFORMANCE*

* Performance reported for SC and nation, data not available at school level. Percentages at NAEP Achievement Levels.



SC PERFORMANCE GOAL

2010 Goal:
 By 2010, SC's student achievement will be ranked in the top half of the states nationally. To achieve this goal, we must become one of the fastest improving systems in the country.

2020 Vision:
 By 2020 all students will graduate with the knowledge and skills necessary to compete successfully in the global economy, participate in a democratic society and contribute positively as members of families and communities.

Abbreviations Key

N/A Not Applicable N/AV Not Available N/C Not Collected N/R Not Reported I/S Insufficient Sample TBD To be determined

NI Newly Identified CSI Continuing School Improvement CA Corrective Action RP Plan to Restructure R Restructure DELAY School Improvement Status HOLD School Improvement Status

Stone Academy [Greenville]

SCHOOL PROFILE

	Our School	Change from Last Year	Elementary Schools with Students Like Ours	Median Elementary School
Students (n=588)				
Retention rate	0.3%	Down from 0.9%	1.1%	1.9%
Attendance rate	96.9%	Down from 97.0%	96.6%	96.3%
Eligible for gifted and talented	32.9%	Down from 37.4%	27.3%	10.0%
With disabilities other than speech	6.1%	Down from 7.2%	5.9%	7.7%
Older than usual for grade	0.4%	Up from 0.2%	0.1%	0.5%
Out-of-school suspensions or expulsions for violent and/or criminal offenses	0.0%	No Change	0.0%	0.0%
Teachers (n=38)				
Teachers with advanced degrees	63.2%	Up from 57.9%	63.6%	59.4%
Continuing contract teachers	81.6%	Up from 78.9%	81.6%	80.0%
Teachers with emergency or provisional certificates	2.9%	Down from 3.2%	0.0%	0.0%
Teachers returning from previous year	85.9%	Up from 84.7%	87.5%	85.9%
Teacher attendance rate	95.0%	No Change	95.0%	95.1%
Average teacher salary*	\$46,772	Up 8.3%	\$48,244	\$47,149
Classes not taught by highly qualified teachers	0.0%	No Change	0.0%	0.0%
Professional development days/teacher	6.5 days	Down from 8.7 days	10.5 days	11.1 days
School				
Principal's years at school	16.0	Up from 15.0	5.0	4.0
Student-teacher ratio in core subjects	23.1 to 1	Up from 22.2 to 1	19.3 to 1	18.8 to 1
Prime instructional time	91.3%	Up from 90.3%	90.5%	90.4%
Opportunities in the arts	Excellent	No Change	Good	Good
SACS accreditation	Yes	No Change	Yes	Yes
Parents attending conferences	100.0%	No Change	100.0%	100.0%
Character development program	Good	Down from Excellent	Excellent	Excellent
Dollars spent per pupil**	\$6,979	Up 1.3%	\$6,913	\$7,458
Percent of expenditures for instruction**	66.3%	Down from 67.8%	74.1%	68.8%
Percent of expenditures for teacher salaries**	60.8%	Down from 61.1%	68.8%	63.2%
% of AYP objectives met	100.0%	Up from 71.4%	100.0%	100.0%

* Length of contract = 185+ days.

** Prior year audited financial data available.

EVALUATION RESULTS

	Teachers	Students*	Parents*
Number of surveys returned	35	101	91
Percent satisfied with learning environment	100.0%	94.1%	92.1%
Percent satisfied with social and physical environment	100.0%	95.0%	93.3%
Percent satisfied with school-home relations	100.0%	92.0%	87.8%

*Only students at the highest elementary school grade level at this school and their parents were included.

REPORT OF PRINCIPAL AND SCHOOL IMPROVEMENT COUNCIL

Stone Academy is an inner-city Arts Magnet School of 590 students, serving a downtown neighborhood assigned to the school and students across the district. Approximately 24% of students qualify for free/reduced price lunch, 46% are magnet students, and 34% of students in grades 3-5 qualify for Challenge.

We continued addressing our multi-year goals for continuous school improvement. These goals, based on data analysis, are listed below. Strategies and action plans for implementing these goals are too detailed for inclusion in this document, but are available on the Stone Academy web site

(<http://www.greenville.k12.sc.us/stone/geninfo/quality.asp>)

Goal 1: Improve the reading and writing achievement of all students across grade levels and demographic groups.

Goal 2: Improve the math achievement of all students across grade levels and demographic groups.

Goal 3: Improve technology skills of students, teachers, and parents for increased student achievement, communication and life-long technological skills.

Goal 4: Improve communication, parent involvement and parent understanding to improve student achievement.

Our focus for the 2008-09 school year was technology integration and arts integration. We had technology Wednesdays each month to train teachers in Compass Learning software, Audacity, Blogs, Podcasts, Overdrive, Photo Story, I-Flip cameras, document cameras, Activote, and Home Directories. Each grade level implemented at least one new technology and shared their experiences with the entire faculty. Sixteen teachers participated in the IDEA program. IDEA, Intensive Development in Education through the Arts, is a 3-year professional development program with intense training on integrating the arts across the curriculum.

Through hard work and commitment, the SIC, in conjunction with the Vision Planning committees, made the following noteworthy achievements:

1. Promethean boards were purchased for all rooms that did not already have one.
2. The SIC applied for the Riley Award and was recognized as an Honor Roll Finalist.
3. A Neighborhood Safety workshop and Helping Your Child with Anger workshop was offered to under resourced parents.
4. An early morning computer lab session was opened to students arriving on the bus in grades K-5th for the third year.
5. Teachers were trained in Learning Focus strategies and expectations for teacher's lesson plans included the standard/objective, the essential questions, activating strategies, the activities and assessment, and classes and lesson plans were monitored for implementation.

The school-wide instructional focus was "Humanity In Motion." The annual school-wide production was an original script entitled "The Amazing Human Race" that featured this theme and showcased music, dance, drama, and art. An audience of almost 2000 people watched the performance at McAlister Auditorium. The third grade did a spring pageant on South Carolina History; the second grade again performed the American History Timeline pageant, depicting events from the Plymouth landing through the Civil War; and the first grade did a musical of Peter Rabbit.

Ed Holliday, Principal

George Champlin and John Kaup, SIC Co-Chairs

Comprehensive detail, including definitions of ratings, performance criteria, and explanations of status, is available on www.ed.sc.gov and www.eoc.sc.gov as well as school and school district websites.

Printed versions are available from school districts upon request.

Abbreviations Key

N/A Not Applicable N/AV Not Available N/C Not Collected N/R Not Reported I/S Insufficient Sample TBD To be determined

NI Newly Identified CSI Continuing School Improvement CA Corrective Action RP Plan to Restructure R Restructure DELAY School Improvement Status HOLD School Improvement Status