



SC Annual School Report Card Summary

Mountain View Elementary
 Greenville
 Grades: PK-5 Enrollment: 850
 Principal: Tommy Hughes
 Superintendent: Dr. Phinnize J. Fisher
 Board Chair: Megan Hickerson

PERFORMANCE

Comprehensive detail, including definitions of ratings, performance criteria, and explanations of status, is available on www.ed.sc.gov and www.eoc.sc.gov as well as school and school district websites. Printed versions are available from school districts upon request.

YEAR	ABSOLUTE RATING	GROWTH RATING	PALMETTO GOLD AND SILVER AWARD		AYP STATUS	NCLB IMPROVEMENT STATUS
			General Performance	Closing the Gap		
2009	Average	Average	TBD	TBD	Met	N/A
2008	Average	Below Average	N/A	N/A	Met	N/A
2007	Average	Below Average	N/A	N/A	Not Met	N/A

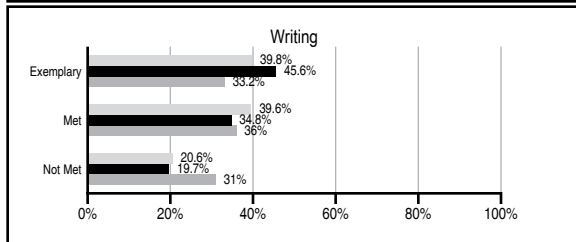
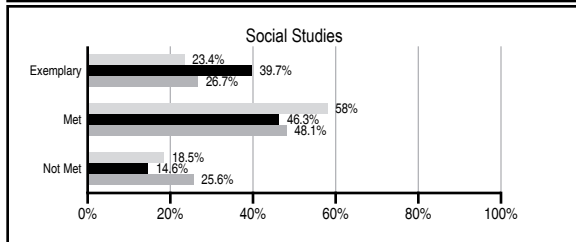
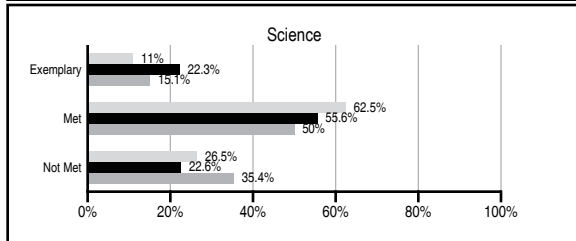
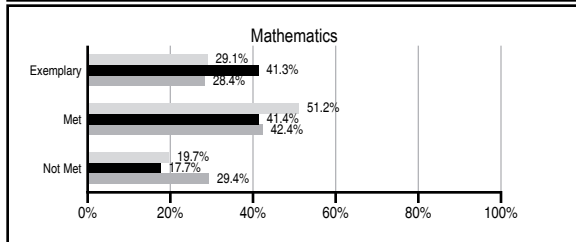
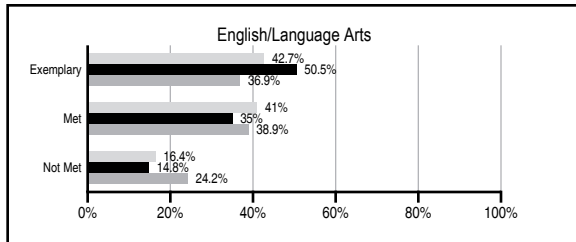
ABSOLUTE RATINGS OF ELEMENTARY SCHOOLS WITH STUDENTS LIKE OURS*

EXCELLENT	GOOD	AVERAGE	BELOW AVERAGE	AT-RISK
22	18	7	0	0

* Ratings are calculated with data available by 06/01/2010. Schools with Students Like Ours are Elementary Schools with Poverty Indices of no more than 5% above or below the index for this school.



PASS PERFORMANCE

Our School
 Elementary Schools with Students Like Ours
 Elementary schools statewide



NAEP PERFORMANCE*

* Performance reported for SC and nation, data not available at school level. Percentages at NAEP Achievement Levels.



SC PERFORMANCE GOAL

2010 Goal:
 By 2010, SC's student achievement will be ranked in the top half of the states nationally. To achieve this goal, we must become one of the fastest improving systems in the country.

2020 Vision:
 By 2020 all students will graduate with the knowledge and skills necessary to compete successfully in the global economy, participate in a democratic society and contribute positively as members of families and communities.

Abbreviations Key

N/A Not Applicable N/AV Not Available N/C Not Collected N/R Not Reported I/S Insufficient Sample TBD To be determined
 NI Newly Identified CSI Continuing School Improvement CA Corrective Action RP Plan to Restructure R Restructure DELAY School Improvement Status HOLD School Improvement Status

Mountain View Elementary [Greenville]

SCHOOL PROFILE

	Our School	Change from Last Year	Elementary Schools with Students Like Ours	Median Elementary School
Students (n=850)				
Retention rate	2.4%	No Change	1.5%	1.9%
Attendance rate	96.4%	Down from 96.6%	96.7%	96.3%
Eligible for gifted and talented	17.4%	Down from 18.4%	17.8%	10.0%
With disabilities other than speech	10.4%	Down from 12.2%	7.7%	7.7%
Older than usual for grade	0.4%	Up from 0.2%	0.3%	0.5%
Out-of-school suspensions or expulsions for violent and/or criminal offenses	0.0%	No Change	0.0%	0.0%
Teachers (n=54)				
Teachers with advanced degrees	66.7%	Down from 67.3%	60.7%	59.4%
Continuing contract teachers	87.0%	Up from 86.5%	80.6%	80.0%
Teachers with emergency or provisional certificates	0.0%	No Change	0.0%	0.0%
Teachers returning from previous year	94.0%	Up from 90.3%	86.4%	85.9%
Teacher attendance rate	95.7%	Down from 96.1%	95.3%	95.1%
Average teacher salary*	\$47,417	Up 6.5%	\$47,927	\$47,149
Classes not taught by highly qualified teachers	0.0%	No Change	0.0%	0.0%
Professional development days/teacher	10.7 days	Down from 12.8 days	10.2 days	11.1 days
School				
Principal's years at school	14.0	Up from 13.0	3.0	4.0
Student-teacher ratio in core subjects	20.5 to 1	Down from 20.6 to 1	20.0 to 1	18.8 to 1
Prime instructional time	91.5%	Up from 91.2%	91.3%	90.4%
Opportunities in the arts	Good	No Change	Good	Good
SACS accreditation	Yes	No Change	Yes	Yes
Parents attending conferences	100.0%	No Change	100.0%	100.0%
Character development program	Excellent	No Change	Excellent	Excellent
Dollars spent per pupil**	\$6,095	Up 7.4%	\$6,632	\$7,458
Percent of expenditures for instruction**	72.7%	Up from 72.1%	70.6%	68.8%
Percent of expenditures for teacher salaries**	64.8%	Down from 65.7%	66.8%	63.2%
% of AYP objectives met	100.0%	No Change	100.0%	100.0%

* Length of contract = 185+ days.

** Prior year audited financial data available.

EVALUATION RESULTS

	Teachers	Students*	Parents*
Number of surveys returned	50	140	92
Percent satisfied with learning environment	98.0%	90.7%	95.6%
Percent satisfied with social and physical environment	98.0%	95.7%	97.8%
Percent satisfied with school-home relations	98.0%	95.0%	93.4%

*Only students at the highest elementary school grade level at this school and their parents were included.

REPORT OF PRINCIPAL AND SCHOOL IMPROVEMENT COUNCIL

The mission of Mountain View Elementary in cooperation with the community is to provide a safe, positive environment where children build skills, knowledge, and character needed for lifelong learning. Mountain View Elementary is a warm, community-centered school steeped in rich tradition. We have received the Red Carpet Award twice, which honors schools that provide warm, friendly environments where people are not only welcomed, but are also made to feel part of the school family.

At Mountain View, our focus is on the whole child. It is important for us to meet the needs of children on many levels. Not only are we concerned with the academic needs of the children, but we also address other issues such as safety and wellness. We have implemented Zest Quest, which is a school-wide wellness program. This program educates students, families, and faculty and encourages them to make healthy choices in life. Mountain View received the Safe Schools award. This award requires various safety lessons to be taught to students, families, and faculty. We encourage all community members to be a part of our school family by volunteering and being present for events in our building.

Mountain View is a learning community. We work in cooperation with area universities to train pre-services teachers. Our faculty members participate in many worthwhile professional development opportunities, such as the pursuit of advanced degrees, technology training, and integration of the arts. Seven teachers are currently National Board certified. Mountain View teachers have received the numerous grants and achievement awards and have presented at state and national conferences. Our principal received the Greenville County Principal of the Year award.

Every classroom at Mountain View is outfitted with computers and a Promethean Board. Our school offers many opportunities for professional development in the use and integration of technology in the classroom. Technology is also used as a major means of communication, both in the school and throughout the community.

Tommy Hughes, Principal
Mr. and Mrs. Jon Craig, SIC Committee Chairpersons

Comprehensive detail, including definitions of ratings, performance criteria, and explanations of status, is available on www.ed.sc.gov and www.eoc.sc.gov as well as school and school district websites.

Printed versions are available from school districts upon request.

Abbreviations Key

N/A Not Applicable N/AV Not Available N/C Not Collected N/R Not Reported I/S Insufficient Sample TBD To be determined
NI Newly Identified CSI Continuing School Improvement CA Corrective Action RP Plan to Restructure R Restructure DELAY School Improvement Status HOLD School Improvement Status