



SC Annual School Report Card Summary

Hollis Academy
 Greenville
 Grades: PK-5 Enrollment: 522
 Principal: Miki E. Golden Jr.
 Superintendent: Dr. Phinnize J. Fisher
 Board Chair: Megan Hickerson

PERFORMANCE

Comprehensive detail, including definitions of ratings, performance criteria, and explanations of status, is available on www.ed.sc.gov and www.eoc.sc.gov as well as school and school district websites. Printed versions are available from school districts upon request.

YEAR	ABSOLUTE RATING	GROWTH RATING	PALMETTO GOLD AND SILVER AWARD		AYP STATUS	NCLB IMPROVEMENT STATUS
			General Performance	Closing the Gap		
2009	Below Average	Average	TBD	TBD	Not Met	R
2008	Below Average	Below Average	N/A	N/A	Not Met	R
2007	Below Average	Good	Silver	N/A	Met	R-DELAY

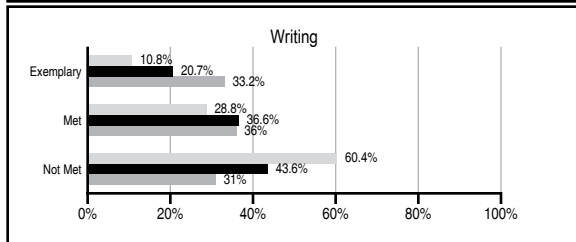
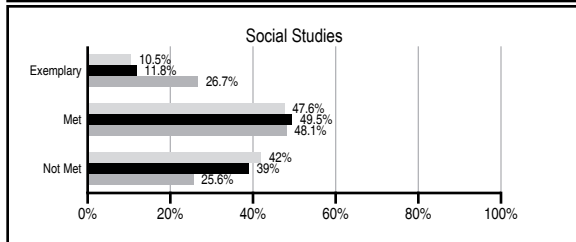
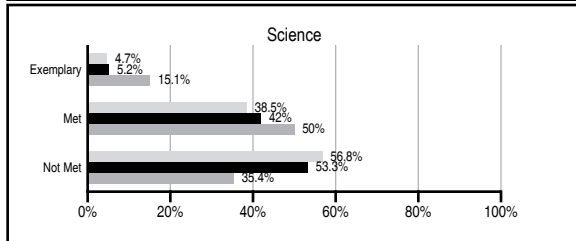
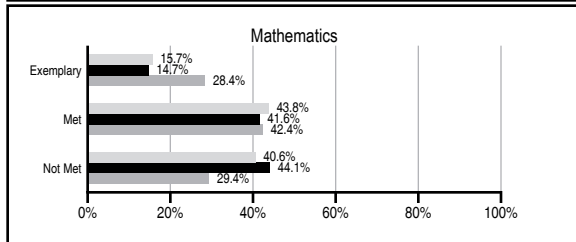
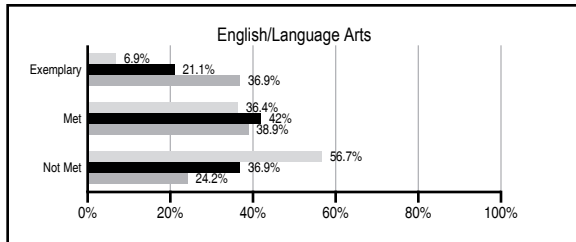
ABSOLUTE RATINGS OF ELEMENTARY SCHOOLS WITH STUDENTS LIKE OURS*

EXCELLENT	GOOD	AVERAGE	BELOW AVERAGE	AT-RISK
1	2	52	50	31

* Ratings are calculated with data available by 06/01/2010. Schools with Students Like Ours are Elementary Schools with Poverty Indices of no more than 5% above or below the index for this school.



PASS PERFORMANCE

Our School Elementary Schools with Students Like Ours Elementary schools statewide



NAEP PERFORMANCE*

* Performance reported for SC and nation, data not available at school level. Percentages at NAEP Achievement Levels.



SC PERFORMANCE GOAL

2010 Goal:
 By 2010, SC's student achievement will be ranked in the top half of the states nationally. To achieve this goal, we must become one of the fastest improving systems in the country.

2020 Vision:
 By 2020 all students will graduate with the knowledge and skills necessary to compete successfully in the global economy, participate in a democratic society and contribute positively as members of families and communities.

Abbreviations Key

N/A Not Applicable N/AV Not Available N/C Not Collected N/R Not Reported I/S Insufficient Sample TBD To be determined
 NI Newly Identified CSI Continuing School Improvement CA Corrective Action RP Plan to Restructure R Restructure DELAY School Improvement Status HOLD School Improvement Status

Hollis Academy [Greenville]

SCHOOL PROFILE

	Our School	Change from Last Year	Elementary Schools with Students Like Ours	Median Elementary School
Students (n=522)				
Retention rate	1.5%	Up from 0.8%	2.5%	1.9%
Attendance rate	96.1%	Up from 96.0%	96.0%	96.3%
Eligible for gifted and talented	2.4%	Down from 3.3%	2.8%	10.0%
With disabilities other than speech	10.9%	Up from 10.3%	7.4%	7.7%
Older than usual for grade	0.5%	No Change	1.2%	0.5%
Out-of-school suspensions or expulsions for violent and/or criminal offenses	0.2%	Up from 0.0%	0.0%	0.0%
Teachers (n=43)				
Teachers with advanced degrees	37.2%	Down from 40.5%	57.0%	59.4%
Continuing contract teachers	65.1%	Up from 52.4%	70.7%	80.0%
Teachers with emergency or provisional certificates	0.0%	Down from 3.8%	0.0%	0.0%
Teachers returning from previous year	68.5%	Up from 64.4%	81.2%	85.9%
Teacher attendance rate	96.1%	Up from 96.0%	95.2%	95.1%
Average teacher salary*	\$41,611	Up 5.1%	\$45,718	\$47,149
Classes not taught by highly qualified teachers	0.0%	No Change	0.7%	0.0%
Professional development days/teacher	29.9 days	Down from 40.0 days	10.9 days	11.1 days
School				
Principal's years at school	4.0	Up from 3.0	3.0	4.0
Student-teacher ratio in core subjects	18.9 to 1	Up from 18.4 to 1	16.5 to 1	18.8 to 1
Prime instructional time	92.0%	Up from 91.6%	90.1%	90.4%
Opportunities in the arts	Good	No Change	Good	Good
SACS accreditation	Yes	No Change	Yes	Yes
Parents attending conferences	100.0%	No Change	100.0%	100.0%
Character development program	Excellent	No Change	Excellent	Excellent
Dollars spent per pupil**	\$8,624	Down 8.1%	\$8,730	\$7,458
Percent of expenditures for instruction**	62.3%	Down from 68.5%	68.4%	68.8%
Percent of expenditures for teacher salaries**	59.9%	Down from 63.1%	61.9%	63.2%
% of AYP objectives met	73.7%	Up from 63.2%	100.0%	100.0%

* Length of contract = 185+ days.

** Prior year audited financial data available.

EVALUATION RESULTS

	Teachers	Students*	Parents*
Number of surveys returned	32	67	28
Percent satisfied with learning environment	100.0%	89.4%	81.5%
Percent satisfied with social and physical environment	100.0%	80.3%	81.5%
Percent satisfied with school-home relations	71.9%	90.9%	76.0%

*Only students at the highest elementary school grade level at this school and their parents were included.

REPORT OF PRINCIPAL AND SCHOOL IMPROVEMENT COUNCIL

The Mission of Hollis Academy is for students to be self-motivated problem solvers and lifelong learners, who demonstrate mastery of all grade level standards. An exemplary faculty and staff will provide a safe, nurturing learning environment, supported by parents and the larger community. Along with school and community support and the efforts of our business partners, we continue to strive to meet our mission. Our school goals directly relate to Greenville County Schools' academic goals. At Hollis Academy, we have established goals focused on raising student achievement. These include increasing the number of students who meet and exceed expectations on the PASS test in the areas of ELA and Mathematics. We also strive to move students from the not met categories into met and exceeded expectations categories as determined by the PASS test.

Our student body is primarily composed of 56% African-American, 23% Hispanic, 14% Caucasian, and 7% other. Hollis serves approximately 530 students and is one of only a few schools in Greenville County to offer single gender classes at grades K-2nd this year. For the 09-10 school year, Hollis is planning to offer single gender classes at grades K-5th.

Hollis Academy contributes to the overall growth of students through various extracurricular activities for students such as Junior Beta Club, student council, safety patrols, chorus, spring carnival, after-school achievers clubs, Battle of the Book Team, and Black Heritage Bowl Teams. Our PTA continues to work toward improving membership and participation and saw a large increase in membership during the 08-09 year. Our School Improvement Council continues to work closely with the leadership at Hollis to promote student success. Hollis is proud to have been recognized as a Red Carpet School and a recipient of the Safe Kids Award for 4 consecutive years.

Hollis Academy is committed to having a high quality instructional team at all levels that is certified and highly qualified as defined by NCLB. Many of our faculty and staff hold degrees beyond the bachelor level and have received National Board Certification. Our teachers work within their grade levels to provide quality instruction. Many hours are provided to enhance teaching skills through professional development that primarily focuses on research-based best practices to improve teaching skills, knowledge, and instructional delivery.

Hollis Academy continues to strive toward providing a successful learning environment for all students. With the assistance of a dedicated staff and support of our community and stakeholders, we continue to assure that no child is left behind.

Miki E. Golden Jr., Principal
Brandi B. Massey, SIC Chairperson

Comprehensive detail, including definitions of ratings, performance criteria, and explanations of status, is available on www.ed.sc.gov and www.eoc.sc.gov as well as school and school district websites.

Printed versions are available from school districts upon request.

Abbreviations Key

N/A Not Applicable N/AV Not Available N/C Not Collected N/R Not Reported I/S Insufficient Sample TBD To be determined
NI Newly Identified CSI Continuing School Improvement CA Corrective Action RP Plan to Restructure R Restructure DELAY School Improvement Status HOLD School Improvement Status