



SC Annual School Report Card Summary

Duncan Chapel Elementary
 Greenville
 Grades: K-5 Enrollment: 651
 Principal: Regenia McClain
 Superintendent: Dr. Phinnize J. Fisher
 Board Chair: Megan Hickerson

PERFORMANCE

Comprehensive detail, including definitions of ratings, performance criteria, and explanations of status, is available on www.ed.sc.gov and www.eoc.sc.gov as well as school and school district websites. Printed versions are available from school districts upon request.

YEAR	ABSOLUTE RATING	GROWTH RATING	PALMETTO GOLD AND SILVER AWARD		AYP STATUS	NCLB IMPROVEMENT STATUS
			General Performance	Closing the Gap		
2009	Average	Average	TBD	TBD	Not Met	N/A
2008	Average	Below Average	N/A	N/A	Not Met	N/A
2007	Average	At-Risk	N/A	N/A	Met	N/A

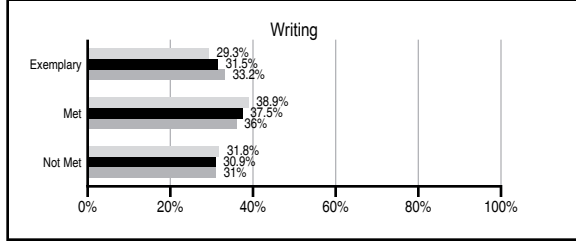
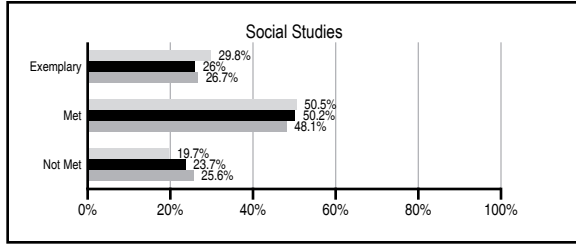
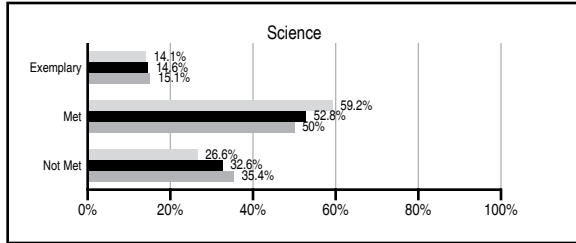
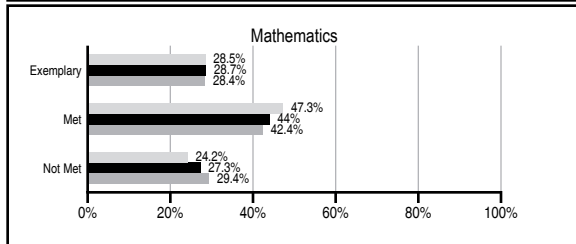
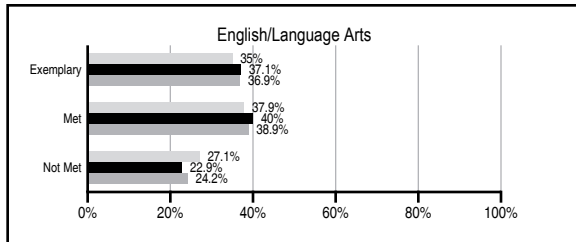
ABSOLUTE RATINGS OF ELEMENTARY SCHOOLS WITH STUDENTS LIKE OURS*

EXCELLENT	GOOD	AVERAGE	BELOW AVERAGE	AT-RISK
3	25	80	4	0

* Ratings are calculated with data available by 06/01/2010. Schools with Students Like Ours are Elementary Schools with Poverty Indices of no more than 5% above or below the index for this school.




PASS PERFORMANCE

Our School Elementary Schools with Students Like Ours Elementary schools statewide



NAEP PERFORMANCE*

* Performance reported for SC and nation, data not available at school level. Percentages at NAEP Achievement Levels.



SC PERFORMANCE GOAL

2010 Goal:
 By 2010, SC's student achievement will be ranked in the top half of the states nationally. To achieve this goal, we must become one of the fastest improving systems in the country.

2020 Vision:
 By 2020 all students will graduate with the knowledge and skills necessary to compete successfully in the global economy, participate in a democratic society and contribute positively as members of families and communities.

Abbreviations Key

N/A Not Applicable N/AV Not Available N/C Not Collected N/R Not Reported I/S Insufficient Sample TBD To be determined

NI Newly Identified CSI Continuing School Improvement CA Corrective Action RP Plan to Restructure R Restructure DELAY School Improvement Status HOLD School Improvement Status

Duncan Chapel Elementary [Greenville]

SCHOOL PROFILE

	Our School	Change from Last Year	Elementary Schools with Students Like Ours	Median Elementary School
Students (n=651)				
Retention rate	0.5%	Down from 1.5%	2.0%	1.9%
Attendance rate	96.6%	Up from 96.5%	96.2%	96.3%
Eligible for gifted and talented	10.1%	Up from 9.7%	10.2%	10.0%
With disabilities other than speech	9.9%	Down from 10.0%	9.5%	7.7%
Older than usual for grade	0.2%	No Change	0.5%	0.5%
Out-of-school suspensions or expulsions for violent and/or criminal offenses	0.0%	No Change	0.0%	0.0%
Teachers (n=45)				
Teachers with advanced degrees	55.6%	Up from 51.2%	60.5%	59.4%
Continuing contract teachers	64.4%	Down from 81.4%	84.0%	80.0%
Teachers with emergency or provisional certificates	2.9%	Up from 0.0%	0.0%	0.0%
Teachers returning from previous year	85.5%	Up from 82.9%	88.3%	85.9%
Teacher attendance rate	95.7%	Down from 97.0%	95.1%	95.1%
Average teacher salary*	\$44,991	Down 0.7%	\$47,487	\$47,149
Classes not taught by highly qualified teachers	0.0%	No Change	0.0%	0.0%
Professional development days/teacher	8.2 days	Down from 11.9 days	11.7 days	11.1 days
School				
Principal's years at school	12.0	Up from 11.0	4.0	4.0
Student-teacher ratio in core subjects	18.9 to 1	Down from 19.5 to 1	19.1 to 1	18.8 to 1
Prime instructional time	92.0%	Up from 91.1%	90.2%	90.4%
Opportunities in the arts	Good	No Change	Good	Good
SACS accreditation	Yes	No Change	Yes	Yes
Parents attending conferences	100.0%	No Change	100.0%	100.0%
Character development program	Excellent	No Change	Excellent	Excellent
Dollars spent per pupil**	\$6,178	Up 5.5%	\$7,409	\$7,458
Percent of expenditures for instruction**	67.9%	Down from 69.1%	67.9%	68.8%
Percent of expenditures for teacher salaries**	65.6%	Up from 65.0%	61.7%	63.2%
% of AYP objectives met	96.6%	Up from 82.8%	100.0%	100.0%

* Length of contract = 185+ days.

** Prior year audited financial data available.

EVALUATION RESULTS

	Teachers	Students*	Parents*
Number of surveys returned	43	76	57
Percent satisfied with learning environment	90.7%	92.1%	90.9%
Percent satisfied with social and physical environment	95.2%	94.7%	92.7%
Percent satisfied with school-home relations	83.7%	94.7%	87.5%

*Only students at the highest elementary school grade level at this school and their parents were included.

REPORT OF PRINCIPAL AND SCHOOL IMPROVEMENT COUNCIL

Duncan Chapel's state of the art facility provides increased opportunities for students to integrate technology, the arts, and literature into stimulating learning experiences. We maintained an All Clear accreditation by the Southern Association of Colleges and Schools and the State Department of Education. The many strengths of the school include strong instructional leadership, a fully-certified staff, a sequentially organized curriculum, a strong PTA, a parent volunteer program (over 40,000 hours), 39 years of 100% PTA membership, and a supportive community partnership. Our Title I status for 2008-09 provided additional technology and instructional support for our school.

School-Wide accomplishments include: Red Carpet Award from the State Department of Education, implementation of Baldrige model for Quality Students, recognition as a 2009 Safe Kids School by the Greenville Children's Hospital, and Alliance Grants.

Our school leadership/portfolio team developed goals, objectives, and strategies for our students for 2009-10. Two goals were selected as the highest priority for improvement in 2009-10 based on test scores and surveys. Two desired results for student learning are to develop tasks to close gaps in achievement and to improve public understanding and support that nurture parental, community, and volunteer involvement.

Regenia McClain, Principal
Erica McCleskey, SIC Chairperson

Comprehensive detail, including definitions of ratings, performance criteria, and explanations of status, is available on www.ed.sc.gov and www.eoc.sc.gov as well as school and school district websites.

Printed versions are available from school districts upon request.

Abbreviations Key

N/A Not Applicable N/AV Not Available N/C Not Collected N/R Not Reported I/S Insufficient Sample TBD To be determined

NI Newly Identified CSI Continuing School Improvement CA Corrective Action RP Plan to Restructure R Restructure DELAY School Improvement Status HOLD School Improvement Status