



SC Annual School Report Card Summary

Plain Elementary
 Greenville
 Grades: K-5 Enrollment: 939
 Principal: Deborah A. Mihalic
 Superintendent: Dr. Phinnize J. Fisher
 Board Chair: Megan Hickerson

PERFORMANCE

Comprehensive detail, including definitions of ratings, performance criteria, and explanations of status, is available on www.ed.sc.gov and www.eoc.sc.gov as well as school and school district websites. Printed versions are available from school districts upon request.

YEAR	ABSOLUTE RATING	GROWTH RATING	PALMETTO GOLD AND SILVER AWARD		AYP STATUS	NCLB IMPROVEMENT STATUS
			General Performance	Closing the Gap		
2009	Good	Good	TBD	TBD	Met	N/A
2008	Average	Below Average	N/A	N/A	Not Met	N/A
2007	Average	Below Average	N/A	N/A	Not Met	N/A

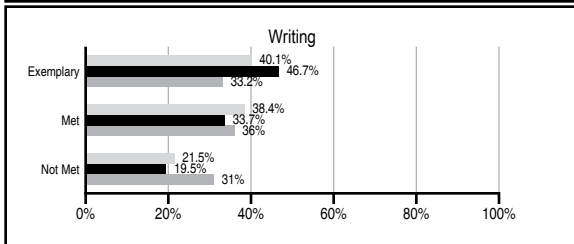
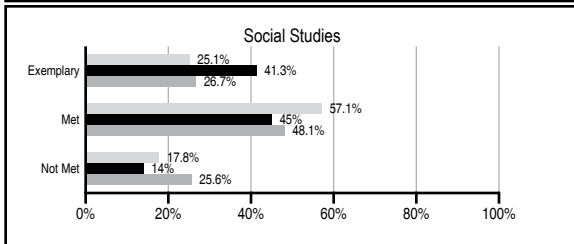
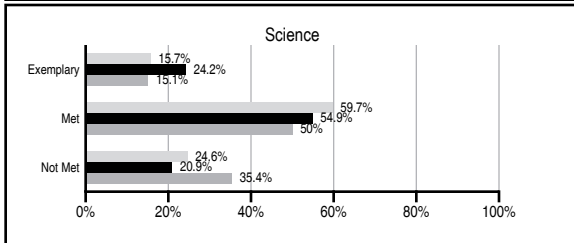
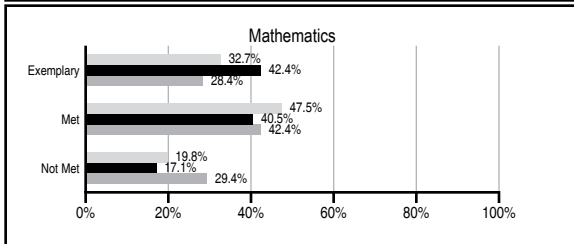
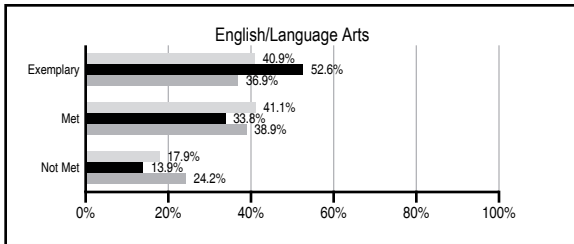
ABSOLUTE RATINGS OF ELEMENTARY SCHOOLS WITH STUDENTS LIKE OURS*

EXCELLENT	GOOD	AVERAGE	BELOW AVERAGE	AT-RISK
24	11	5	0	0

* Ratings are calculated with data available by 06/01/2010. Schools with Students Like Ours are Elementary Schools with Poverty Indices of no more than 5% above or below the index for this school.


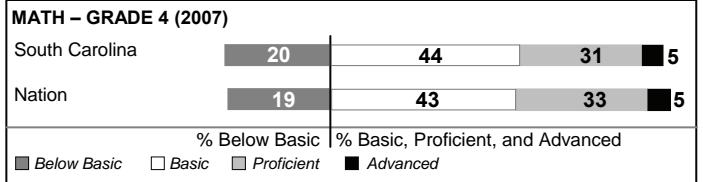
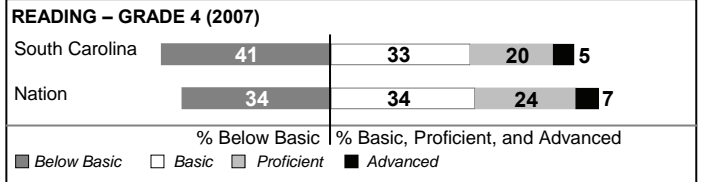
PASS PERFORMANCE

Our School
 Elementary Schools with Students Like Ours
 Elementary schools statewide



NAEP PERFORMANCE*

* Performance reported for SC and nation, data not available at school level. Percentages at NAEP Achievement Levels.



SC PERFORMANCE GOAL

2010 Goal:
 By 2010, SC's student achievement will be ranked in the top half of the states nationally. To achieve this goal, we must become one of the fastest improving systems in the country.

2020 Vision:
 By 2020 all students will graduate with the knowledge and skills necessary to compete successfully in the global economy, participate in a democratic society and contribute positively as members of families and communities.

Abbreviations Key

N/A Not Applicable N/AV Not Available N/C Not Collected N/R Not Reported I/S Insufficient Sample TBD To be determined
 NI Newly Identified CSI Continuing School Improvement CA Corrective Action RP Plan to Restructure R Restructure DELAY School Improvement Status HOLD School Improvement Status

Plain Elementary [Greenville]

SCHOOL PROFILE

	Our School	Change from Last Year	Elementary Schools with Students Like Ours	Median Elementary School
Students (n=939)				
Retention rate	1.5%	Up from 0.8%	1.7%	1.9%
Attendance rate	96.5%	Down from 97.0%	96.7%	96.3%
Eligible for gifted and talented	18.1%	Up from 17.6%	18.0%	10.0%
With disabilities other than speech	10.2%	Up from 9.8%	6.7%	7.7%
Older than usual for grade	0.0%	Down from 0.2%	0.4%	0.5%
Out-of-school suspensions or expulsions for violent and/or criminal offenses	0.0%	No Change	0.0%	0.0%
Teachers (n=58)				
Teachers with advanced degrees	53.4%	Up from 49.1%	60.3%	59.4%
Continuing contract teachers	93.1%	Up from 89.5%	82.0%	80.0%
Teachers with emergency or provisional certificates	1.7%	Up from 0.0%	0.0%	0.0%
Teachers returning from previous year	91.3%	Down from 94.0%	86.9%	85.9%
Teacher attendance rate	95.2%	Up from 94.8%	95.6%	95.1%
Average teacher salary*	\$48,653	Up 1.5%	\$48,542	\$47,149
Classes not taught by highly qualified teachers	0.0%	Down from 1.7%	0.0%	0.0%
Professional development days/teacher	10.4 days	Down from 13.3 days	10.9 days	11.1 days
School				
Principal's years at school	1.0	No Change	3.0	4.0
Student-teacher ratio in core subjects	20.3 to 1	Down from 21.0 to 1	20.3 to 1	18.8 to 1
Prime instructional time	91.3%	Up from 90.1%	91.5%	90.4%
Opportunities in the arts	Good	No Change	Good	Good
SACS accreditation	Yes	No Change	Yes	Yes
Parents attending conferences	100.0%	Up from 99.4%	100.0%	100.0%
Character development program	Excellent	No Change	Excellent	Excellent
Dollars spent per pupil**	\$5,558	Up 0.8%	\$6,632	\$7,458
Percent of expenditures for instruction**	72.9%	Down from 74.0%	70.6%	68.8%
Percent of expenditures for teacher salaries**	69.1%	Up from 68.8%	66.1%	63.2%
% of AYP objectives met	100.0%	Up from 85.7%	100.0%	100.0%

* Length of contract = 185+ days.

** Prior year audited financial data available.

REPORT OF PRINCIPAL AND SCHOOL IMPROVEMENT COUNCIL

The mission of Plain Elementary is to prepare students to become lifelong learners and responsible, productive citizens. All children engage in a rigorous, standards-based instructional program in a climate that fosters tolerance and diversity. Our many accomplishments this year reflect our motivation to remain positively committed to excellence.

Our staff, School Improvement Council (SIC), PTA, community members, and students developed a vision to guide us toward our school goals. Students and teachers set individual performance goals in reading and mathematics as we continued implementation of the Baldrige model, a data-driven process for growth. School-wide data reflects solid growth in these academic areas. A morning math program was initiated to provide support for struggling math students. To ensure a safer environment, we restructured dismissal procedures and improved the condition of the playground. As a result, we were recognized with a Safe Schools Award by Upstate Safe Kids. Home-school communication was enhanced through weekly phone messages from the principal, updated teacher websites, weekly progress reports and updates sent electronically to parents, articles in the local newspaper, and publication of a monthly school newsletter. With assistance from PTA, our fine arts team provided students with artist in residencies in music, art, and physical education. We continued to integrate technology by purchasing five additional interactive boards so all classrooms would be equipped with these learning tools.

Parental and community involvement is integral to our success. The PTA and School Improvement Council are involved in decision-making programs, initiatives, and expenditures. Over 30,000 volunteer hours were logged this year, with parents and community members serving as mentors, tutors, guest speakers, and classroom supporters. Business partners and community members adopted classes to assist with classroom needs.

We are proud of our accomplishments and will continue to make decisions that are in the best interest of all children.

Debbie Mihalic, Principal
Tim Arnold, SIC Chairperson

EVALUATION RESULTS

	Teachers	Students*	Parents*
Number of surveys returned	63	155	119
Percent satisfied with learning environment	100.0%	89.0%	93.2%
Percent satisfied with social and physical environment	98.4%	91.5%	94.9%
Percent satisfied with school-home relations	100.0%	92.9%	97.5%

*Only students at the highest elementary school grade level at this school and their parents were included.

Comprehensive detail, including definitions of ratings, performance criteria, and explanations of status, is available on www.ed.sc.gov and www.eoc.sc.gov as well as school and school district websites.

Printed versions are available from school districts upon request.

Abbreviations Key

N/A Not Applicable N/AV Not Available N/C Not Collected N/R Not Reported I/S Insufficient Sample TBD To be determined

NI Newly Identified CSI Continuing School Improvement CA Corrective Action RP Plan to Restructure R Restructure DELAY School Improvement Status HOLD School Improvement Status