



SC Annual School Report Card Summary

Blythe Academy
Greenville
Grades: PK-5 Enrollment: 915
Principal: Sandra E. Griffin
Superintendent: Dr. Phinnize J. Fisher
Board Chair: Megan Hickerson

PERFORMANCE

Comprehensive detail, including definitions of ratings, performance criteria, and explanations of status, is available on www.ed.sc.gov and www.eoc.sc.gov as well as school and school district websites. Printed versions are available from school districts upon request.

YEAR	ABSOLUTE RATING	GROWTH RATING	PALMETTO GOLD AND SILVER AWARD		AYP STATUS	NCLB IMPROVEMENT STATUS
			General Performance	Closing the Gap		
2009	Good	Average	TBD	TBD	Not Met	N/A
2008	Good	Good	Silver	N/A	Not Met	N/A
2007	Average	Below Average	N/A	N/A	Met	N/A

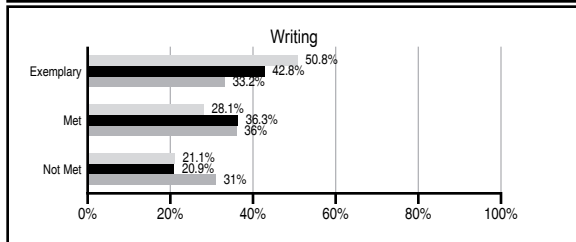
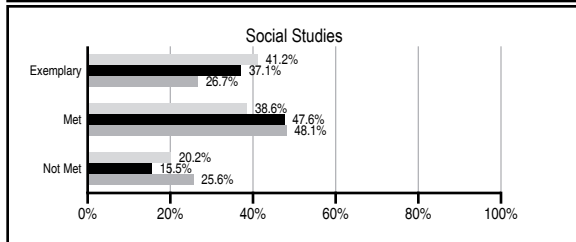
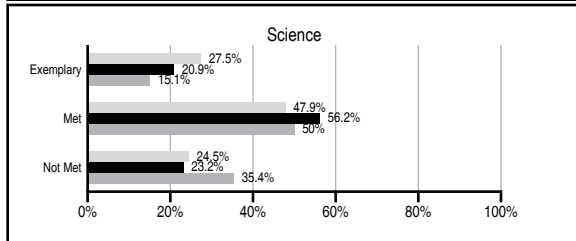
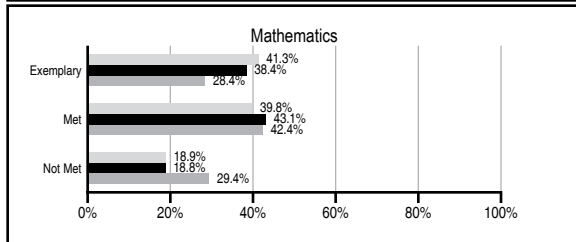
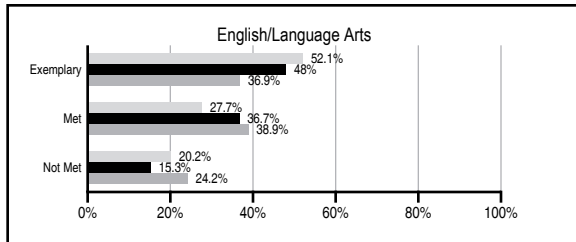
ABSOLUTE RATINGS OF ELEMENTARY SCHOOLS WITH STUDENTS LIKE OURS*

EXCELLENT	GOOD	AVERAGE	BELOW AVERAGE	AT-RISK
20	31	14	0	0

* Ratings are calculated with data available by 06/01/2010. Schools with Students Like Ours are Elementary Schools with Poverty Indices of no more than 5% above or below the index for this school.




PASS PERFORMANCE

Our School
 Elementary Schools with Students Like Ours
 Elementary schools statewide



NAEP PERFORMANCE*

* Performance reported for SC and nation, data not available at school level. Percentages at NAEP Achievement Levels.



SC PERFORMANCE GOAL

2010 Goal:
 By 2010, SC's student achievement will be ranked in the top half of the states nationally. To achieve this goal, we must become one of the fastest improving systems in the country.

2020 Vision:
 By 2020 all students will graduate with the knowledge and skills necessary to compete successfully in the global economy, participate in a democratic society and contribute positively as members of families and communities.

Abbreviations Key

N/A Not Applicable N/AV Not Available N/C Not Collected N/R Not Reported I/S Insufficient Sample TBD To be determined
 NI Newly Identified CSI Continuing School Improvement CA Corrective Action RP Plan to Restructure R Restructure DELAY School Improvement Status HOLD School Improvement Status

Blythe Academy [Greenville]

SCHOOL PROFILE

	Our School	Change from Last Year	Elementary Schools with Students Like Ours	Median Elementary School
Students (n=915)				
Retention rate	0.8%	Down from 1.6%	1.3%	1.9%
Attendance rate	97.0%	No Change	96.6%	96.3%
Eligible for gifted and talented	30.4%	Up from 24.8%	16.9%	10.0%
With disabilities other than speech	9.9%	Up from 9.5%	7.1%	7.7%
Older than usual for grade	0.0%	Down from 0.3%	0.2%	0.5%
Out-of-school suspensions or expulsions for violent and/or criminal offenses	0.0%	No Change	0.0%	0.0%
Teachers (n=62)				
Teachers with advanced degrees	51.6%	Up from 46.7%	61.1%	59.4%
Continuing contract teachers	67.7%	Up from 60.0%	84.6%	80.0%
Teachers with emergency or provisional certificates	11.9%	Down from 15.2%	0.0%	0.0%
Teachers returning from previous year	85.0%	Up from 78.2%	86.4%	85.9%
Teacher attendance rate	95.3%	Down from 96.9%	95.1%	95.1%
Average teacher salary*	\$44,203	Up 5.1%	\$48,706	\$47,149
Classes not taught by highly qualified teachers	3.3%	Up from 1.7%	0.0%	0.0%
Professional development days/teacher	9.0 days	Down from 12.7 days	10.2 days	11.1 days
School				
Principal's years at school	2.0	Up from 1.0	4.0	4.0
Student-teacher ratio in core subjects	19.4 to 1	Down from 20.4 to 1	19.7 to 1	18.8 to 1
Prime instructional time	92.1%	Down from 93.4%	90.8%	90.4%
Opportunities in the arts	Good	No Change	Good	Good
SACS accreditation	Yes	No Change	Yes	Yes
Parents attending conferences	100.0%	No Change	100.0%	100.0%
Character development program	Excellent	No Change	Excellent	Excellent
Dollars spent per pupil**	\$5,650	Up 2.3%	\$6,606	\$7,458
Percent of expenditures for instruction**	70.9%	Down from 73.4%	70.6%	68.8%
Percent of expenditures for teacher salaries**	66.1%	Down from 67.0%	64.8%	63.2%
% of AYP objectives met	90.5%	Up from 81.0%	100.0%	100.0%

* Length of contract = 185+ days.

** Prior year audited financial data available.

EVALUATION RESULTS

	Teachers	Students*	Parents*
Number of surveys returned	42	121	56
Percent satisfied with learning environment	95.2%	87.6%	89.3%
Percent satisfied with social and physical environment	97.6%	90.8%	94.6%
Percent satisfied with school-home relations	95.1%	92.5%	92.9%

*Only students at the highest elementary school grade level at this school and their parents were included.

REPORT OF PRINCIPAL AND SCHOOL IMPROVEMENT COUNCIL

Blythe Academy of Languages is a foreign language magnet school that offers instruction in both French and Spanish in two delivery models. The partial immersion program offers a half day of instruction in math, science, and health in the target language. English/language arts and social studies instruction is provided in English. FLES (Foreign Language in the Elementary School) students receive 30 minutes of instruction daily in either French or Spanish. The faculty and staff of Blythe Academy worked together with parents and community representatives to develop a shared vision and school goals for the 2008-2009 school year. These groups reviewed the most recent test data, SC state standards for learning, and the Education Plan of the School District of Greenville County. Priority goals for Blythe Academy were to improve student performance in Mathematics, English/Language Arts, Science, and Social Studies as measured by PASS. Strategies adopted to support these goals included Quality Tools training for teachers; Four Block Reading; Everyday Counts Math; use of math manipulatives; improved alignment of curriculum with state testing; school-wide writing and editing rules; specialized computer software; technology integration; and thinking and reasoning activities. Newly implemented programs this year included Compass Learning software for all grade levels and Response to Intervention in Reading (RtI) for grades 1 and 2. ACT 135 monies were used to employ a computer lab manager who worked with classroom teachers to integrate technology into the academic curriculum. A morning tutorial program provided assistance to students scoring below basic on PACT ELA, Math, Science, or Social Studies. MAP data were used to more effectively guide instruction and monitor student progress. Our SIC (School Improvement Council) worked with PTA on our goal of updating and improving technology use and integration, and encouraging community and parent involvement in school activities. All school strategies were aligned with and supported the five goals of the District Education Plan. Success will be measured by student performance on standardized tests and parent and student surveys. Blythe Academy Kindergarten and first grade students were assessed using the SC Readiness Assessment Test. Blythe Academy PACT and ITBS scores are in line with district and state scores. Blythe met 17 of 21 Adequate Yearly Progress objectives based upon spring 2008 PACT. Blythe was awarded a Palmetto Silver award based upon 2008 PACT scores. State School Report Card absolute and growth ratings both improved. Blythe Academy is the only International Spanish Academy school in SC. The Blythe Black History Bowl team won the District level Black History Bowl again this year. Enrollment in the magnet program continues to increase. Examination of the most recent test data will be critical in planning for the 2009-10 school year. MAP (Measure of Academic Progress) testing, continues to provide detailed information regarding student performance and instructional needs of our students. Results from various surveys administered to students, parents, and staff will be studied. Faculty and staff, SIC, and PTA will all be involved in establishing specific goals to improve student academic performance and school strategies to support the Education Plan of the District.

Sandra E. Griffin, Principal
Amy Grover and Allison Powell, SIC Chairs

Comprehensive detail, including definitions of ratings, performance criteria, and explanations of status, is available on www.ed.sc.gov and www.eoc.sc.gov as well as school and school district websites.

Printed versions are available from school districts upon request.

Abbreviations Key

N/A Not Applicable N/AV Not Available N/C Not Collected N/R Not Reported I/S Insufficient Sample TBD To be determined
NI Newly Identified CSI Continuing School Improvement CA Corrective Action RP Plan to Restructure R Restructure DELAY School Improvement Status HOLD School Improvement Status