



SC Annual School Report Card Summary

Augusta Circle Elementary
 Greenville
 Grades: K-5 Enrollment: 446
 Principal: Kate Bannister
 Superintendent: Dr. Phinnize J. Fisher
 Board Chair: Megan Hickerson

PERFORMANCE

Comprehensive detail, including definitions of ratings, performance criteria, and explanations of status, is available on www.ed.sc.gov and www.eoc.sc.gov as well as school and school district websites. Printed versions are available from school districts upon request.

YEAR	ABSOLUTE RATING	GROWTH RATING	PALMETTO GOLD AND SILVER AWARD		AYP STATUS	NCLB IMPROVEMENT STATUS
			General Performance	Closing the Gap		
2009	Excellent	Excellent	TBD	TBD	Met	N/A
2008	Good	Excellent	Gold	N/A	Not Met	N/A
2007	Good	Average	N/A	N/A	Not Met	N/A

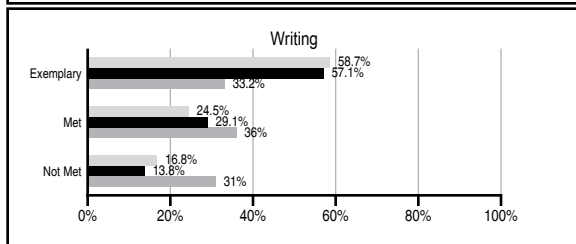
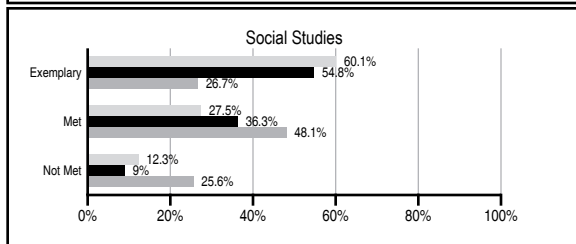
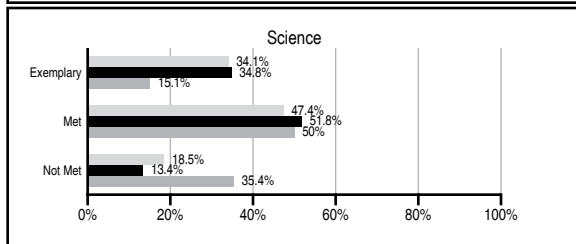
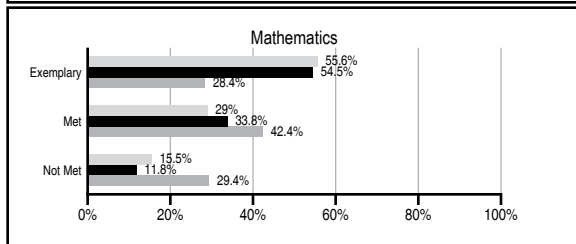
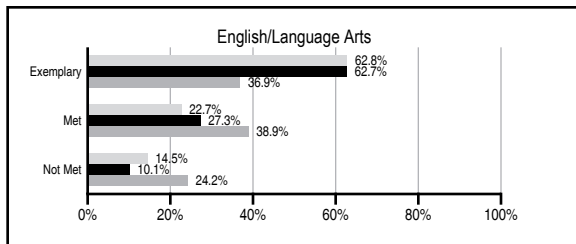
ABSOLUTE RATINGS OF ELEMENTARY SCHOOLS WITH STUDENTS LIKE OURS*

EXCELLENT	GOOD	AVERAGE	BELOW AVERAGE	AT-RISK
16	0	0	0	0

* Ratings are calculated with data available by 06/01/2010. Schools with Students Like Ours are Elementary Schools with Poverty Indices of no more than 5% above or below the index for this school.




PASS PERFORMANCE

Our School Elementary Schools with Students Like Ours Elementary schools statewide



NAEP PERFORMANCE*

* Performance reported for SC and nation, data not available at school level. Percentages at NAEP Achievement Levels.



SC PERFORMANCE GOAL

2010 Goal:
 By 2010, SC's student achievement will be ranked in the top half of the states nationally. To achieve this goal, we must become one of the fastest improving systems in the country.

2020 Vision:
 By 2020 all students will graduate with the knowledge and skills necessary to compete successfully in the global economy, participate in a democratic society and contribute positively as members of families and communities.

Abbreviations Key

N/A Not Applicable N/AV Not Available N/C Not Collected N/R Not Reported I/S Insufficient Sample TBD To be determined

NI Newly Identified CSI Continuing School Improvement CA Corrective Action RP Plan to Restructure R Restructure DELAY School Improvement Status HOLD School Improvement Status

Augusta Circle Elementary [Greenville]

SCHOOL PROFILE

	Our School	Change from Last Year	Elementary Schools with Students Like Ours	Median Elementary School
Students (n=446)				
Retention rate	0.2%	Down from 0.9%	0.9%	1.9%
Attendance rate	97.6%	Down from 97.9%	96.8%	96.3%
Eligible for gifted and talented	37.7%	Up from 31.1%	27.3%	10.0%
With disabilities other than speech	8.2%	Down from 10.5%	5.7%	7.7%
Older than usual for grade	0.0%	No Change	0.1%	0.5%
Out-of-school suspensions or expulsions for violent and/or criminal offenses	0.0%	No Change	0.0%	0.0%
Teachers (n=29)				
Teachers with advanced degrees	69.0%	Up from 65.6%	65.7%	59.4%
Continuing contract teachers	86.2%	Down from 87.5%	84.7%	80.0%
Teachers with emergency or provisional certificates	0.0%	No Change	0.0%	0.0%
Teachers returning from previous year	87.7%	Up from 85.4%	86.5%	85.9%
Teacher attendance rate	95.2%	Down from 95.5%	95.1%	95.1%
Average teacher salary*	\$47,540	Up 2.8%	\$50,494	\$47,149
Classes not taught by highly qualified teachers	7.1%	Up from 0.0%	0.0%	0.0%
Professional development days/teacher	7.8 days	Down from 14.9 days	10.6 days	11.1 days
School				
Principal's years at school	9.0	Up from 8.0	3.3	4.0
Student-teacher ratio in core subjects	20.0 to 1	Up from 19.2 to 1	21.1 to 1	18.8 to 1
Prime instructional time	92.2%	Down from 92.4%	91.3%	90.4%
Opportunities in the arts	Good	No Change	Good	Good
SACS accreditation	Yes	No Change	Yes	Yes
Parents attending conferences	99.8%	Up from 98.9%	100.0%	100.0%
Character development program	Excellent	No Change	Excellent	Excellent
Dollars spent per pupil**	\$7,077	Up 14.1%	\$6,437	\$7,458
Percent of expenditures for instruction**	67.4%	Up from 67.3%	68.7%	68.8%
Percent of expenditures for teacher salaries**	60.8%	Down from 61.3%	64.5%	63.2%
% of AYP objectives met	100.0%	Up from 82.4%	100.0%	100.0%

* Length of contract = 185+ days.

** Prior year audited financial data available.

EVALUATION RESULTS

	Teachers	Students*	Parents*
Number of surveys returned	30	79	60
Percent satisfied with learning environment	96.7%	96.2%	93.2%
Percent satisfied with social and physical environment	93.3%	96.2%	98.3%
Percent satisfied with school-home relations	96.6%	96.2%	86.7%

*Only students at the highest elementary school grade level at this school and their parents were included.

REPORT OF PRINCIPAL AND SCHOOL IMPROVEMENT COUNCIL

The 2008-2009 school year was another wonderful school year at Augusta Circle Elementary (ACE). We were given our sixth state Palmetto Gold award because our PACT achievement score was Good and our improvement score was Excellent. We won our fifth Attendance Blitz Award for having the Overall Highest Daily Attendance of any school in the district. Our art teacher received an Artist-in-Residence Grant for Yoshiko Moon, a Japanese artist. She taught Japanese script, Sumi-e painting and origami. Our media specialist received the district Robbie Van Pelt Memorial grant for a new Lap and Listen program. Children will be able to listen to books on tape as they walk laps. Our science teacher received an Alliance for Quality Education Grant for students to create solar-powered cars made from recycled material. Our PTA won an environmental grant from Champions' Merit and the Environmental Education Assoc. of S. C.

The PTA and School Improvement Council (SIC) had another productive year under the leadership of Rhonda Riley and Pam Rozelsky (PTA Co-Presidents) and Joni Baker-Young (SIC Chairman). Special events sponsored by the PTA included four service projects with United Ministries, a family outreach program for at-risk students, a Japanese Cultural Arts Day, and Grandparents and Special Friends' Week. Over 249 volunteers contributed 12,935 hours of work to the school. The special emphasis of our SIC was the successful application for the state Safe Routes to School Grant. We were awarded \$200,000 from the state Department of Transportation and \$40,000 from Greenville County for sidewalks and safety education.

As a learning community, teachers have implemented Continuous Improvement Quality Tools, Compass Learning, and Focused Learning strategies to meet our goals of improving student achievement in reading and math and closing the gap between FARM and non-FARM students. We are looking forward to another tremendous year of achievement in a school where "Children are the Heart."

Kate Bannister, Principal
Joni Baker-Young, SIC Chairperson

Comprehensive detail, including definitions of ratings, performance criteria, and explanations of status, is available on www.ed.sc.gov and www.eoc.sc.gov as well as school and school district websites.

Printed versions are available from school districts upon request.

Abbreviations Key

N/A Not Applicable N/AV Not Available N/C Not Collected N/R Not Reported I/S Insufficient Sample TBD To be determined

NI Newly Identified CSI Continuing School Improvement CA Corrective Action RP Plan to Restructure R Restructure DELAY School Improvement Status HOLD School Improvement Status