



SC Annual School Report Card Summary

**Brockington Elementary
Florence 4**
Grades: PK-5 **Enrollment: 444**
Principal: Pamela Simms
Superintendent: Dr. Bertha W. McCants
Board Chair: Mrs. Rose Bacot

PERFORMANCE

Comprehensive detail, including definitions of ratings, performance criteria, and explanations of status, is available on www.ed.sc.gov and www.eoc.sc.gov as well as school and school district websites. Printed versions are available from school districts upon request.

YEAR	ABSOLUTE RATING	GROWTH RATING	PALMETTO GOLD AND SILVER AWARD		AYP STATUS	NCLB IMPROVEMENT STATUS
			General Performance	Closing the Gap		
2009	At-Risk	Below Average	TBD	TBD	Not Met	RP
2008	At-Risk	At-Risk	N/A	N/A	Not Met	CA
2007	At-Risk	Below Average	N/A	N/A	Not Met	CSI

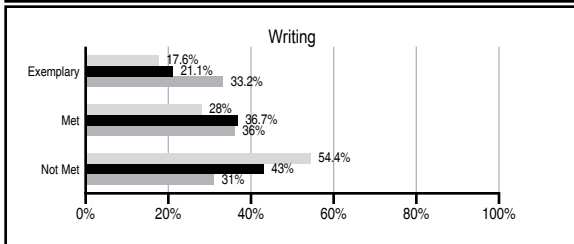
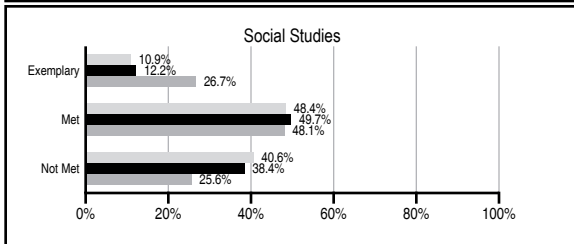
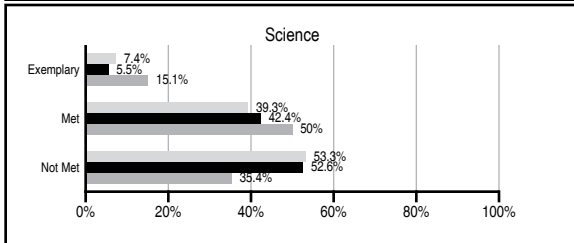
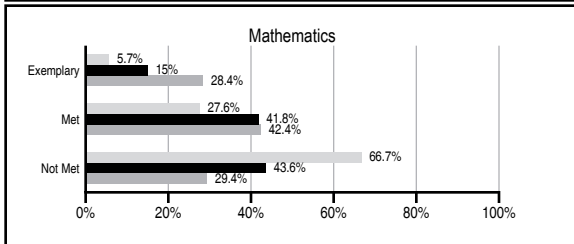
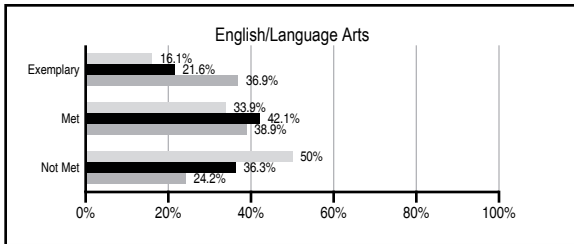
ABSOLUTE RATINGS OF ELEMENTARY SCHOOLS WITH STUDENTS LIKE OURS*

EXCELLENT	GOOD	AVERAGE	BELOW AVERAGE	AT-RISK
1	2	58	55	31

* Ratings are calculated with data available by 06/01/2010. Schools with Students Like Ours are Elementary Schools with Poverty Indices of no more than 5% above or below the index for this school.




PASS PERFORMANCE

Our School
 Elementary Schools with Students Like Ours
 Elementary schools statewide



NAEP PERFORMANCE*

* Performance reported for SC and nation, data not available at school level. Percentages at NAEP Achievement Levels.



SC PERFORMANCE GOAL

2010 Goal:
By 2010, SC's student achievement will be ranked in the top half of the states nationally. To achieve this goal, we must become one of the fastest improving systems in the country.

2020 Vision:
By 2020 all students will graduate with the knowledge and skills necessary to compete successfully in the global economy, participate in a democratic society and contribute positively as members of families and communities.

Abbreviations Key

N/A Not Applicable N/AV Not Available N/C Not Collected N/R Not Reported I/S Insufficient Sample TBD To be determined

NI Newly Identified CSI Continuing School Improvement CA Corrective Action RP Plan to Restructure R Restructure DELAY School Improvement Status HOLD School Improvement Status

Brockington Elementary [Florence 4]

SCHOOL PROFILE

	Our School	Change from Last Year	Elementary Schools with Students Like Ours	Median Elementary School
Students (n=444)				
Retention rate	3.7%	Down from 5.1%	2.5%	1.9%
Attendance rate	94.9%	No Change	96.0%	96.3%
Eligible for gifted and talented	3.2%	Up from 0.0%	2.9%	10.0%
With disabilities other than speech	11.3%	Up from 10.8%	7.4%	7.7%
Older than usual for grade	4.1%	Down from 4.4%	1.2%	0.5%
Out-of-school suspensions or expulsions for violent and/or criminal offenses	0.0%	No Change	0.0%	0.0%
Teachers (n=34)				
Teachers with advanced degrees	47.1%	Up from 41.7%	57.1%	59.4%
Continuing contract teachers	70.6%	Up from 55.6%	71.8%	80.0%
Teachers with emergency or provisional certificates	7.1%	Down from 8.0%	0.0%	0.0%
Teachers returning from previous year	68.5%	Down from 73.7%	81.6%	85.9%
Teacher attendance rate	92.6%	Down from 97.7%	95.2%	95.1%
Average teacher salary*	\$45,161	Up 9.2%	\$45,857	\$47,149
Classes not taught by highly qualified teachers	15.6%	Up from 9.0%	0.5%	0.0%
Professional development days/teacher	10.8 days	Down from 18.1 days	10.7 days	11.1 days
School				
Principal's years at school	2.0	Up from 1.0	3.0	4.0
Student-teacher ratio in core subjects	15.8 to 1	Down from 17.1 to 1	16.5 to 1	18.8 to 1
Prime instructional time	85.7%	Down from 91.9%	90.1%	90.4%
Opportunities in the arts	Good	No Change	Good	Good
SACS accreditation	No	No Change	Yes	Yes
Parents attending conferences	38.4%	Down from 100.0%	100.0%	100.0%
Character development program	Average	Down from Good	Excellent	Excellent
Dollars spent per pupil**	\$6,658	Up 16.3%	\$8,673	\$7,458
Percent of expenditures for instruction**	81.7%	Down from 82.3%	68.4%	68.8%
Percent of expenditures for teacher salaries**	69.4%	Down from 72.8%	61.9%	63.2%
% of AYP objectives met	76.9%	Up from 56.3%	100.0%	100.0%

* Length of contract = 185+ days.

** Prior year audited financial data available.

REPORT OF PRINCIPAL AND SCHOOL IMPROVEMENT COUNCIL

The 2008-2009 school year was a continuation of the 2007-2008 school year in that Brockington Elementary's high expectations for staff, students, parents, and community involvement set the stage for another successful school year. Our focus remained on the processes that spur continuing advancement: evaluating what we have, determining what we can do to improve, identifying what adjustments are needed to make those improvements, and celebrating the accomplishments of the many improvements.

Teachers at Brockington Elementary School participated in professional development sessions that reflected three core areas: conflict resolution, differentiated instruction, and creating assessments. The ongoing sessions throughout the year allowed teachers to receive information and then implement the strategies into their everyday instruction. The knowledge and skill of our staff were further enhanced by site-visits which allowed us to collaborate with professionals in other schools and districts in order to share our success stories and view demonstrations of best practices and proven effective instructional strategies being implemented. All teachers had regular opportunities with administration to review available data to ensure that instruction met individual student needs. A school-wide reading initiative, Students Open A Book and Read (SOAR), was also implemented to provide all students with an opportunity to increase readability levels.

As motivational incentives, our students were granted access to the monthly Eagle Bucks Celebrations, quarterly Student Recognition Day Ceremonies, Wall of Fame recognition, Benchmark Bubbles and Busters recognition, Accelerated Reader recognition, and field trips. We were also fortunate to have teachers that were grant winners, the Wal-Mart Teacher of the Year, and a State Superintendent Writing Award Winner, as well as a 4th grade student who won the stock market competition. Incorporating the strengths of the Parent-Teacher Organization and the School Improvement Council and the support of our business partners and community leaders, we were able to enhance the success of Brockington Elementary students.

The Brockington Elementary Family has been deliberate and strategic about using data to create lessons and provide remediation. We have focused our energy and resources toward increasing student achievement. Our motto "Adjusting Our Wings to Soar Higher" has inspired our commitment to improvement and our goal of providing a climate that is conducive to an ever-growing love of learning.

Angela K. Jacobs, Principal
Chanti Samuels, SIC Chairperson

EVALUATION RESULTS

	Teachers	Students*	Parents*
Number of surveys returned	32	64	19
Percent satisfied with learning environment	93.8%	84.4%	63.2%
Percent satisfied with social and physical environment	100.0%	71.4%	68.4%
Percent satisfied with school-home relations	61.3%	80.6%	44.4%

*Only students at the highest elementary school grade level at this school and their parents were included.

Comprehensive detail, including definitions of ratings, performance criteria, and explanations of status, is available on www.ed.sc.gov and www.eoc.sc.gov as well as school and school district websites.

Printed versions are available from school districts upon request.

Abbreviations Key

N/A Not Applicable N/AV Not Available N/C Not Collected N/R Not Reported I/S Insufficient Sample TBD To be determined

NI Newly Identified CSI Continuing School Improvement CA Corrective Action RP Plan to Restructure R Restructure DELAY School Improvement Status HOLD School Improvement Status