



SC Annual School Report Card Summary

Sandy Run Elementary
 Calhoun
 Grades: PK-5 Enrollment: 266
 Principal: George Kiernan.
 Superintendent: James K. Westbury
 Board Chair: Thomas Arant

PERFORMANCE

Comprehensive detail, including definitions of ratings, performance criteria, and explanations of status, is available on www.ed.sc.gov and www.eoc.sc.gov as well as school and school district websites. Printed versions are available from school districts upon request.

YEAR	ABSOLUTE RATING	GROWTH RATING	PALMETTO GOLD AND SILVER AWARD		AYP STATUS	NCLB IMPROVEMENT STATUS
			General Performance	Closing the Gap		
2009	Good	Average	TBD	TBD	Met	N/A
2008	Good	At-Risk	N/A	Silver	Met	N/A
2007	Good	Average	N/A	N/A	Met	N/A

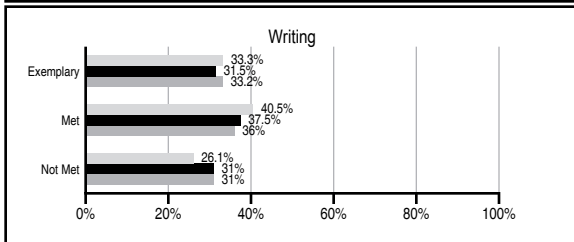
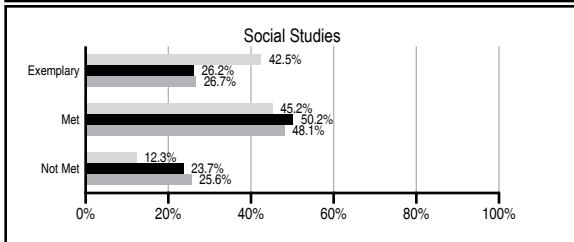
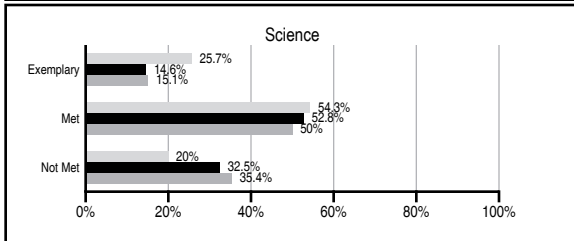
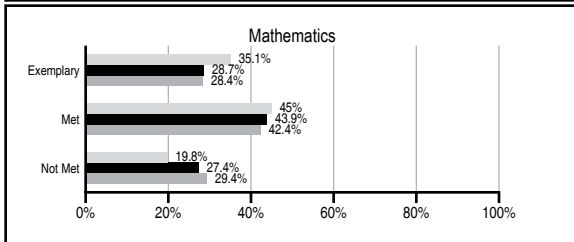
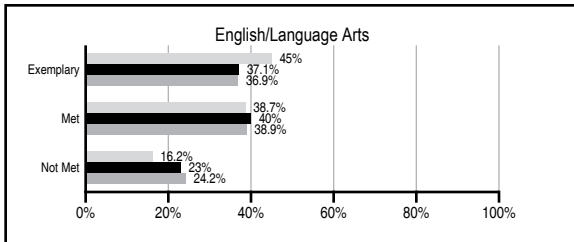
ABSOLUTE RATINGS OF ELEMENTARY SCHOOLS WITH STUDENTS LIKE OURS*

EXCELLENT	GOOD	AVERAGE	BELOW AVERAGE	AT-RISK
3	25	79	4	0

* Ratings are calculated with data available by 06/01/2010. Schools with Students Like Ours are Elementary Schools with Poverty Indices of no more than 5% above or below the index for this school.




PASS PERFORMANCE

Our School
 Elementary Schools with Students Like Ours
 Elementary schools statewide



NAEP PERFORMANCE*

* Performance reported for SC and nation, data not available at school level. Percentages at NAEP Achievement Levels.



SC PERFORMANCE GOAL

2010 Goal:
 By 2010, SC's student achievement will be ranked in the top half of the states nationally. To achieve this goal, we must become one of the fastest improving systems in the country.

2020 Vision:
 By 2020 all students will graduate with the knowledge and skills necessary to compete successfully in the global economy, participate in a democratic society and contribute positively as members of families and communities.

Abbreviations Key

N/A Not Applicable N/AV Not Available N/C Not Collected N/R Not Reported I/S Insufficient Sample TBD To be determined

NI Newly Identified CSI Continuing School Improvement CA Corrective Action RP Plan to Restructure R Restructure DELAY School Improvement Status HOLD School Improvement Status

Sandy Run Elementary [Calhoun]

SCHOOL PROFILE

	Our School	Change from Last Year	Elementary Schools with Students Like Ours	Median Elementary School
Students (n=266)				
Retention rate	2.9%	Down from 4.1%	2.0%	1.9%
Attendance rate	95.7%	No Change	96.2%	96.3%
Eligible for gifted and talented	10.4%	Down from 15.1%	10.1%	10.0%
With disabilities other than speech	10.3%	Down from 11.6%	9.5%	7.7%
Older than usual for grade	2.0%	Up from 1.2%	0.5%	0.5%
Out-of-school suspensions or expulsions for violent and/or criminal offenses	0.0%	No Change	0.0%	0.0%
Teachers (n=22)				
Teachers with advanced degrees	63.6%	Up from 63.2%	60.3%	59.4%
Continuing contract teachers	90.9%	Down from 94.7%	83.9%	80.0%
Teachers with emergency or provisional certificates	4.8%	Up from 0.0%	0.0%	0.0%
Teachers returning from previous year	91.0%	Down from 91.1%	88.4%	85.9%
Teacher attendance rate	95.0%	Down from 95.4%	95.1%	95.1%
Average teacher salary*	\$48,234	Up 2.3%	\$47,419	\$47,149
Classes not taught by highly qualified teachers	0.0%	No Change	0.0%	0.0%
Professional development days/teacher	6.7 days	Down from 7.1 days	11.6 days	11.1 days
School				
Principal's years at school	2.0	Up from 1.0	4.0	4.0
Student-teacher ratio in core subjects	15.8 to 1	Down from 17.1 to 1	19.0 to 1	18.8 to 1
Prime instructional time	90.5%	Up from 90.1%	90.2%	90.4%
Opportunities in the arts	Good	No Change	Good	Good
SACS accreditation	Yes	No Change	Yes	Yes
Parents attending conferences	100.0%	Up from 98.4%	100.0%	100.0%
Character development program	Excellent	Up from Average	Excellent	Excellent
Dollars spent per pupil**	\$8,885	Down 3.3%	\$7,385	\$7,458
Percent of expenditures for instruction**	61.0%	Down from 64.4%	67.9%	68.8%
Percent of expenditures for teacher salaries**	59.6%	Down from 62.9%	61.7%	63.2%
% of AYP objectives met	100.0%	No Change	100.0%	100.0%

* Length of contract = 185+ days.

** Prior year audited financial data available.

EVALUATION RESULTS

	Teachers	Students*	Parents*
Number of surveys returned	15	38	29
Percent satisfied with learning environment	100.0%	97.4%	89.7%
Percent satisfied with social and physical environment	100.0%	89.5%	85.7%
Percent satisfied with school-home relations	100.0%	86.8%	89.3%

*Only students at the highest elementary school grade level at this school and their parents were included.

REPORT OF PRINCIPAL AND SCHOOL IMPROVEMENT COUNCIL

Sandy Run Elementary School is currently in the process of expanding to a CD - 8th grade school, which will be completed by the 2009 - 2010 school year. Sandy Run is a unique and diverse school that brings in students from all walks of life. The greatest attribute that Sandy Run possesses is the quality of the students that enter the front doors.

The students come with a sense of pride and self-worth that translates into a positive academic experience. Sandy Run has been recognized for the third year as an award recipient of the prestigious, "Closing the Achievement Gap Award". With the hard work by every student, parent/guardian and teacher we were able to achieve AYP status for the second year.

Technology has always been a cornerstone to the success at Sandy Run. Every child in grades 2-5 received their own personal laptop. All academic teachers have five internet computers, along with a Smart Board in their classroom. We also have a fully functional computer lab that features twenty computers.

Teachers are continuously exposed to different methods of teaching by attending various workshops both in the district and out of the district. Character Education is a vital cog in the educational system. At Sandy Run we use our guidance counselors to teach classes focused on Character Education. Schools can only be successful if the community, parents/guardians, teachers, and students work together in one cohesive unit.

Sandy Run Elementary School has all of these stakeholders working together to help make Sandy Run the best school it can be.

George Kiernan, Principal
Chris Flodin, President School Improvement Council

Comprehensive detail, including definitions of ratings, performance criteria, and explanations of status, is available on www.ed.sc.gov and www.eoc.sc.gov as well as school and school district websites.

Printed versions are available from school districts upon request.

Abbreviations Key

N/A Not Applicable N/AV Not Available N/C Not Collected N/R Not Reported I/S Insufficient Sample TBD To be determined

NI Newly Identified CSI Continuing School Improvement CA Corrective Action RP Plan to Restructure R Restructure DELAY School Improvement Status HOLD School Improvement Status