



SC Annual School Report Card Summary

Guinyard Elementary
 Calhoun
 Grades: PK-5 Enrollment: 614
 Principal: Dr. Jacqueline Mayo
 Superintendent: James K. Westbury
 Board Chair: Thomas Arant

PERFORMANCE

Comprehensive detail, including definitions of ratings, performance criteria, and explanations of status, is available on www.ed.sc.gov and www.eoc.sc.gov as well as school and school district websites. Printed versions are available from school districts upon request.

YEAR	ABSOLUTE RATING	GROWTH RATING	PALMETTO GOLD AND SILVER AWARD		AYP STATUS	NCLB IMPROVEMENT STATUS
			General Performance	Closing the Gap		
2009	Average	Average	TBD	TBD	Met	N/A
2008	Average	Below Average	N/A	Gold	Met	N/A
2007	Average	At-Risk	N/A	N/A	Met	N/A

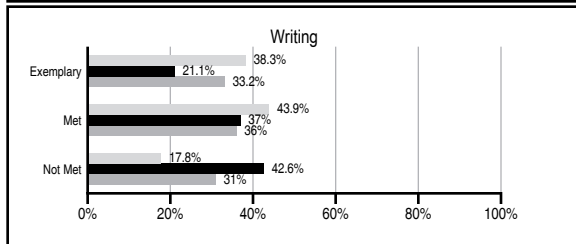
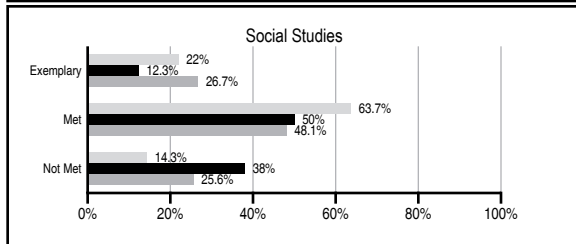
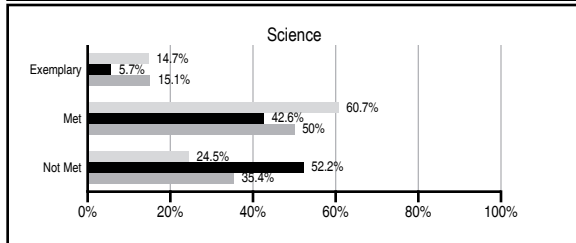
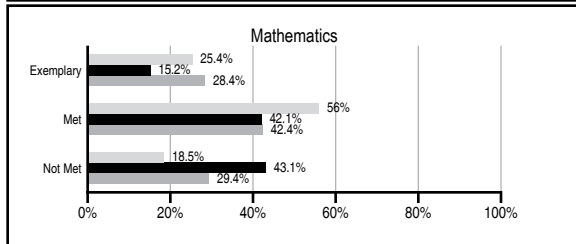
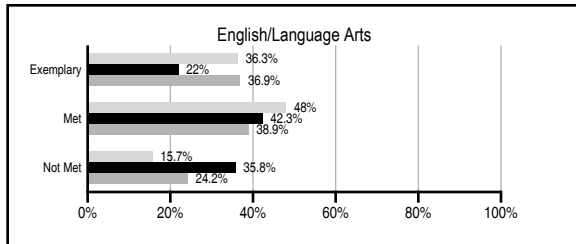
ABSOLUTE RATINGS OF ELEMENTARY SCHOOLS WITH STUDENTS LIKE OURS*

EXCELLENT	GOOD	AVERAGE	BELOW AVERAGE	AT-RISK
1	3	68	63	32

* Ratings are calculated with data available by 06/01/2010. Schools with Students Like Ours are Elementary Schools with Poverty Indices of no more than 5% above or below the index for this school.




PASS PERFORMANCE

Our School
 Elementary Schools with Students Like Ours
 Elementary schools statewide



NAEP PERFORMANCE*

* Performance reported for SC and nation, data not available at school level. Percentages at NAEP Achievement Levels.



SC PERFORMANCE GOAL

2010 Goal:
 By 2010, SC's student achievement will be ranked in the top half of the states nationally. To achieve this goal, we must become one of the fastest improving systems in the country.

2020 Vision:
 By 2020 all students will graduate with the knowledge and skills necessary to compete successfully in the global economy, participate in a democratic society and contribute positively as members of families and communities.

Abbreviations Key

N/A Not Applicable N/AV Not Available N/C Not Collected N/R Not Reported I/S Insufficient Sample TBD To be determined

NI Newly Identified CSI Continuing School Improvement CA Corrective Action RP Plan to Restructure R Restructure DELAY School Improvement Status HOLD School Improvement Status

Guinyard Elementary [Calhoun]

SCHOOL PROFILE

	Our School	Change from Last Year	Elementary Schools with Students Like Ours	Median Elementary School
Students (n=614)				
Retention rate	4.1%	Down from 9.3%	2.4%	1.9%
Attendance rate	96.0%	No Change	96.0%	96.3%
Eligible for gifted and talented	8.7%	Up from 7.4%	3.2%	10.0%
With disabilities other than speech	8.6%	Up from 8.4%	7.5%	7.7%
Older than usual for grade	2.2%	Down from 3.3%	1.1%	0.5%
Out-of-school suspensions or expulsions for violent and/or criminal offenses	0.2%	Up from 0.0%	0.0%	0.0%
Teachers (n=45)				
Teachers with advanced degrees	46.7%	Down from 49.0%	57.1%	59.4%
Continuing contract teachers	84.4%	Up from 71.4%	71.6%	80.0%
Teachers with emergency or provisional certificates	2.3%	Down from 2.4%	0.0%	0.0%
Teachers returning from previous year	88.3%	Up from 83.6%	82.1%	85.9%
Teacher attendance rate	94.3%	Up from 93.6%	95.2%	95.1%
Average teacher salary*	\$45,854	Down 0.9%	\$45,790	\$47,149
Classes not taught by highly qualified teachers	2.1%	Up from 1.6%	0.0%	0.0%
Professional development days/teacher	7.2 days	Down from 11.0 days	10.7 days	11.1 days
School				
Principal's years at school	6.0	Up from 5.0	3.0	4.0
Student-teacher ratio in core subjects	16.8 to 1	Up from 15.3 to 1	16.7 to 1	18.8 to 1
Prime instructional time	90.1%	Up from 88.5%	90.1%	90.4%
Opportunities in the arts	Good	No Change	Good	Good
SACS accreditation	Yes	No Change	Yes	Yes
Parents attending conferences	93.1%	Up from 81.6%	100.0%	100.0%
Character development program	Good	Up from Average	Excellent	Excellent
Dollars spent per pupil**	\$8,335	Up 15.3%	\$8,646	\$7,458
Percent of expenditures for instruction**	69.0%	Up from 68.3%	68.3%	68.8%
Percent of expenditures for teacher salaries**	64.7%	Down from 66.1%	62.1%	63.2%
% of AYP objectives met	100.0%	No Change	100.0%	100.0%

* Length of contract = 185+ days.

** Prior year audited financial data available.

EVALUATION RESULTS

	Teachers	Students*	Parents*
Number of surveys returned	29	76	41
Percent satisfied with learning environment	93.1%	86.7%	75.6%
Percent satisfied with social and physical environment	86.2%	76.0%	65.9%
Percent satisfied with school-home relations	75.0%	91.9%	65.9%

*Only students at the highest elementary school grade level at this school and their parents were included.

REPORT OF PRINCIPAL AND SCHOOL IMPROVEMENT COUNCIL

The 2008 – 2009 school year was awesome. We soared to heights unknown. Once again, we received numerous recognitions on both the federal and state level. We are proud of the strides everyone has made to become a 2009 Carolina First Palmetto's Finest Award finalist and to win the South Carolina Palmetto Gold Award for Closing the Achievement Gap in academics. The teachers and the students worked very hard to achieve these goals. Also, for the fifth straight year, we have met the federal guidelines of Adequate Yearly Progress (AYP).

Progress continued to be shown through the achievements of our students in many areas. We had a State Department Writing Award winner, a South Carolina Middle/Elementary School Academy of Science (MESAS) regional winner and school winner. Together with this year's students, a total of 33 have been identified as "Duke Scholars". We continued to provide intervention programs for our students, such as a Junior Kindergarten through Junior Third Grade classes. Teachers of child development through second grades undertook a Montessori math intervention initiative, which proved to be very effective because some of our first graders can now multiply. Additionally, over one hundred students were served in the After School and Saturday School Programs. This is the fifth year of literacy groups from first through third grades. This initiative expanded to include literacy groups for our child development and kindergarten students. Our technology initiative expanded to include computer-based instructional programs (i.e.) Success Maker, Waterford, Study Island, BrainPop, Reading Mastery, and Language for Learning. Guinyard's faculty has had numerous opportunities for professional growth. The Teacher Advancement Program (TAP) has increased student achievement and provided a framework for our teachers. The district wide book study helped teachers gain more insight on motivational techniques to inspire students.

Highlights of the school year include the production of a video by the University of South Carolina for national distribution, USDA Fresh Fruit & Vegetables Grant, an outside science lab, Science Fair, R.I.D.D.E. Program, D.A.R.E. Program, Carolina Cares, Artist-in-Residence, and the Statewide Outreach Project, LLC, to name a few. We also held several evening programs to provide parents with information to better assist their children. It is because of these initiatives that our school received both state and government recognition.

In closing, Guinyard's staff is grateful for the support it has received from the school Improvement Council and the PTA. We would also like to thank our district personnel, school volunteers, parents, community, and students for their continued support.

Retana G. Reed, Chairperson, School Improvement Council
Dr. Jacqueline Mayo, Principal

Comprehensive detail, including definitions of ratings, performance criteria, and explanations of status, is available on www.ed.sc.gov and www.eoc.sc.gov as well as school and school district websites.

Printed versions are available from school districts upon request.

Abbreviations Key

N/A Not Applicable N/AV Not Available N/C Not Collected N/R Not Reported I/S Insufficient Sample TBD To be determined
NI Newly Identified CSI Continuing School Improvement CA Corrective Action RP Plan to Restructure R Restructure DELAY School Improvement Status HOLD School Improvement Status