



SC Annual School Report Card Summary

Flat Rock Elementary
Anderson 3

Grades: PK-5

Enrollment: 404

Principal: Carolyn H. Brown

Superintendent: Gail Southard, Interim Superintendent

Board Chair: Larry Holbrook

PERFORMANCE

Comprehensive detail, including definitions of ratings, performance criteria, and explanations of status, is available on www.ed.sc.gov and www.eoc.sc.gov as well as school and school district websites. Printed versions are available from school districts upon request.

YEAR	ABSOLUTE RATING	GROWTH RATING	PALMETTO GOLD AND SILVER AWARD		AYP STATUS	NCLB IMPROVEMENT STATUS
			General Performance	Closing the Gap		
2009	Below Average	At-Risk	TBD	TBD	Met	N/A
2008	N/A	N/A	N/A	N/A	N/A	N/A
2007	N/A	N/A	N/A	N/A	N/A	N/A

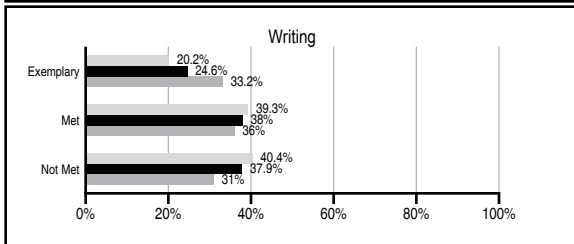
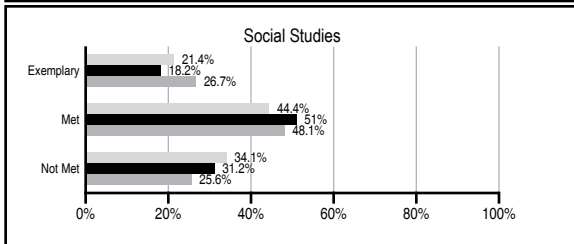
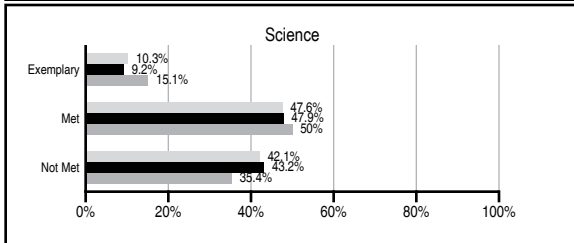
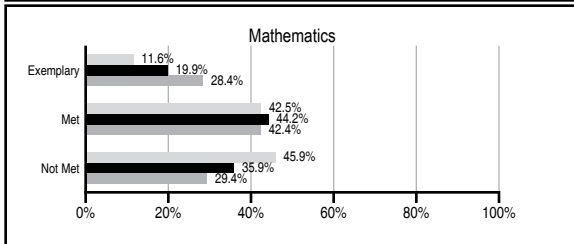
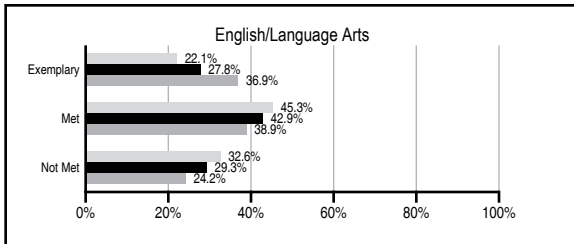
ABSOLUTE RATINGS OF ELEMENTARY SCHOOLS WITH STUDENTS LIKE OURS*

EXCELLENT	GOOD	AVERAGE	BELOW AVERAGE	AT-RISK
0	5	82	29	3

*Ratings are calculated with data available by 06/01/2010. Schools with Students Like Ours are Elementary Schools with Poverty Indices of no more than 5% above or below the index for this school.




PASS PERFORMANCE

Our School
 Elementary Schools with Students Like Ours
 Elementary schools statewide



NAEP PERFORMANCE*

* Performance reported for SC and nation, data not available at school level. Percentages at NAEP Achievement Levels.



SC PERFORMANCE GOAL

2010 Goal:

By 2010, SC's student achievement will be ranked in the top half of the states nationally. To achieve this goal, we must become one of the fastest improving systems in the country.

2020 Vision:

By 2020 all students will graduate with the knowledge and skills necessary to compete successfully in the global economy, participate in a democratic society and contribute positively as members of families and communities.

Abbreviations Key

N/A Not Applicable N/AV Not Available N/C Not Collected N/R Not Reported I/S Insufficient Sample TBD To be determined

NI Newly Identified CSI Continuing School Improvement CA Corrective Action RP Plan to Restructure R Restructure DELAY School Improvement Status HOLD School Improvement Status

Flat Rock Elementary [Anderson 3]

SCHOOL PROFILE

	Our School	Change from Last Year	Elementary Schools with Students Like Ours	Median Elementary School
Students (n=404)				
Retention rate	3.9%	N/A	2.5%	1.9%
Attendance rate	95.6%	N/A	96.0%	96.3%
Eligible for gifted and talented	7.1%	N/A	6.2%	10.0%
With disabilities other than speech	0.0%	N/A	9.0%	7.7%
Older than usual for grade	1.5%	N/A	0.7%	0.5%
Out-of-school suspensions or expulsions for violent and/or criminal offenses	0.0%	N/R	0.0%	0.0%
Teachers (n=28)				
Teachers with advanced degrees	60.7%	N/A	57.1%	59.4%
Continuing contract teachers	75.0%	N/A	76.5%	80.0%
Teachers with emergency or provisional certificates	0.0%	N/A	0.0%	0.0%
Teachers returning from previous year	N/A	N/A	84.5%	85.9%
Teacher attendance rate	95.6%	N/R	95.0%	95.1%
Average teacher salary*	\$45,608	I/S	\$46,058	\$47,149
Classes not taught by highly qualified teachers	0.0%	N/A	0.0%	0.0%
Professional development days/teacher	7.0 days	N/R	12.1 days	11.1 days
School				
Principal's years at school	1.0	N/R	4.0	4.0
Student-teacher ratio in core subjects	20.0 to 1	N/R	18.0 to 1	18.8 to 1
Prime instructional time	90.4%	N/R	89.9%	90.4%
Opportunities in the arts	Good	N/R	Good	Good
SACS accreditation	Yes	N/R	Yes	Yes
Parents attending conferences	100.0%	N/R	100.0%	100.0%
Character development program	Excellent	N/R	Excellent	Excellent
Dollars spent per pupil**	N/A	N/A	\$7,733	\$7,458
Percent of expenditures for instruction**	N/A	N/A	68.1%	68.8%
Percent of expenditures for teacher salaries**	N/A	N/A	62.4%	63.2%
% of AYP objectives met	100.0%		100.0%	100.0%

* Length of contract = 185+ days.

** Prior year audited financial data available.

REPORT OF PRINCIPAL AND SCHOOL IMPROVEMENT COUNCIL

Flat Rock Elementary School opened its doors to the students, staff, and community for the first time in August of the 2008-2009 school year. Highlights of our curriculum and school were technology, academics, fine arts, and character education. Our instruction was delivered with SMART Boards in each classroom and enriched with the use of two computer labs. Science was taught to our students with a hands-on approach in our science lab. The progress of our students was monitored through our MAP benchmarks. The academic success of our first and second grade students was strengthened by our reading intervention program. Our music program featured chorus for third, fourth, and fifth grade students. Character education was emphasized at all levels with our core essentials program. Other highlights included recognition of our students and involvement of our students in extracurricular activities. Our students were recognized through our Terrific Kid program, attendance, and honor roll recognition through the year. Our student council sponsored projects involving our students and community such as our outreach food bank. Our students sponsored our school newspaper, school broadcast, and school mail system. Our school connected to the community through partnerships with organizations such as YMCA and Girl Scouts. We strive to work together to move each child to reach his or her potential. Together we can make a difference in the future of our children.

Carolyn Brown, Principal
Stacie Gibson, School Improvement Council Chairman

EVALUATION RESULTS

	Teachers	Students*	Parents*
Number of surveys returned	26	50	33
Percent satisfied with learning environment	100.0%	80.0%	100.0%
Percent satisfied with social and physical environment	100.0%	88.0%	87.9%
Percent satisfied with school-home relations	100.0%	84.0%	84.8%

*Only students at the highest elementary school grade level at this school and their parents were included.

Comprehensive detail, including definitions of ratings, performance criteria, and explanations of status, is available on www.ed.sc.gov and www.eoc.sc.gov as well as school and school district websites.

Printed versions are available from school districts upon request.

Abbreviations Key

N/A Not Applicable N/AV Not Available N/C Not Collected N/R Not Reported I/S Insufficient Sample TBD To be determined
NI Newly Identified CSI Continuing School Improvement CA Corrective Action RP Plan to Restructure R Restructure DELAY School Improvement Status HOLD School Improvement Status