



SC Annual School Report Card Summary

Iva Elementary
 Anderson 3
 Grades: PK-5 Enrollment: 427
 Principal: J. Eric Hughes
 Superintendent: Gail Southard, Interim Superintendent
 Board Chair: Larry Holbrook

PERFORMANCE

Comprehensive detail, including definitions of ratings, performance criteria, and explanations of status, is available on www.ed.sc.gov and www.eoc.sc.gov as well as school and school district websites. Printed versions are available from school districts upon request.

YEAR	ABSOLUTE RATING	GROWTH RATING	PALMETTO GOLD AND SILVER AWARD		AYP STATUS	NCLB IMPROVEMENT STATUS
			General Performance	Closing the Gap		
2009	Average	Average	TBD	TBD	Met	N/A
2008	Average	At-Risk	N/A	Silver	Not Met	N/A
2007	Good	Below Average	N/A	N/A	Met	N/A

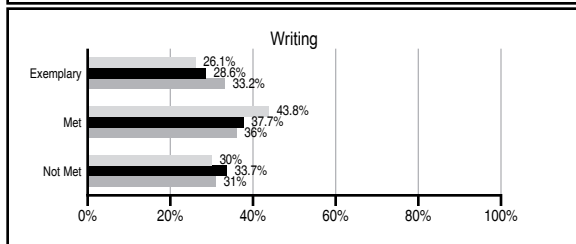
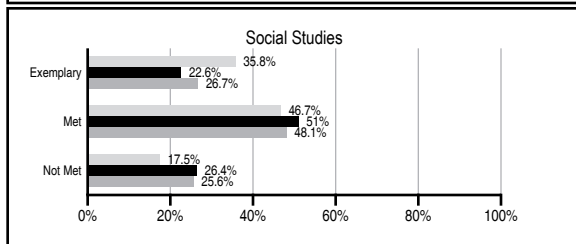
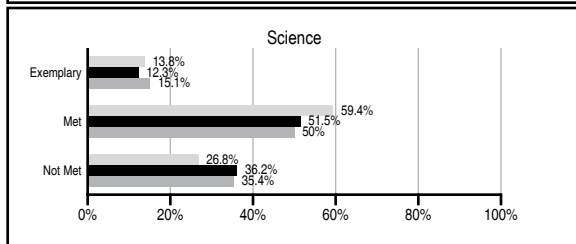
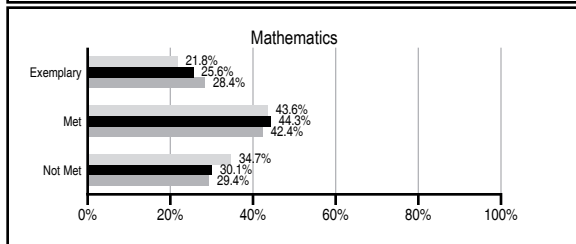
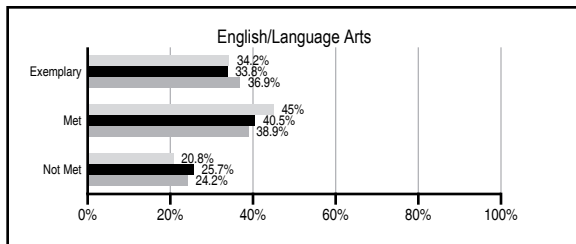
ABSOLUTE RATINGS OF ELEMENTARY SCHOOLS WITH STUDENTS LIKE OURS*

EXCELLENT	GOOD	AVERAGE	BELOW AVERAGE	AT-RISK
1	15	88	10	0

* Ratings are calculated with data available by 06/01/2010. Schools with Students Like Ours are Elementary Schools with Poverty Indices of no more than 5% above or below the index for this school.




PASS PERFORMANCE

Our School
 Elementary Schools with Students Like Ours
 Elementary schools statewide



NAEP PERFORMANCE*

* Performance reported for SC and nation, data not available at school level. Percentages at NAEP Achievement Levels.



SC PERFORMANCE GOAL

2010 Goal:
 By 2010, SC's student achievement will be ranked in the top half of the states nationally. To achieve this goal, we must become one of the fastest improving systems in the country.

2020 Vision:
 By 2020 all students will graduate with the knowledge and skills necessary to compete successfully in the global economy, participate in a democratic society and contribute positively as members of families and communities.

Abbreviations Key

N/A Not Applicable N/AV Not Available N/C Not Collected N/R Not Reported I/S Insufficient Sample TBD To be determined

NI Newly Identified CSI Continuing School Improvement CA Corrective Action RP Plan to Restructure R Restructure DELAY School Improvement Status HOLD School Improvement Status

Iva Elementary [Anderson 3]

SCHOOL PROFILE

	Our School	Change from Last Year	Elementary Schools with Students Like Ours	Median Elementary School
Students (n=427)				
Retention rate	2.8%	Down from 3.6%	2.4%	1.9%
Attendance rate	96.6%	Up from 96.1%	96.2%	96.3%
Eligible for gifted and talented	6.9%	Up from 6.0%	8.6%	10.0%
With disabilities other than speech	8.0%	Down from 9.2%	9.3%	7.7%
Older than usual for grade	0.9%	Up from 0.7%	0.6%	0.5%
Out-of-school suspensions or expulsions for violent and/or criminal offenses	0.0%	No Change	0.0%	0.0%
Teachers (n=29)				
Teachers with advanced degrees	62.1%	Down from 63.2%	60.0%	59.4%
Continuing contract teachers	86.2%	Down from 92.1%	82.5%	80.0%
Teachers with emergency or provisional certificates	0.0%	No Change	0.0%	0.0%
Teachers returning from previous year	87.5%	Down from 94.9%	86.5%	85.9%
Teacher attendance rate	96.2%	Up from 94.0%	95.0%	95.1%
Average teacher salary*	\$45,695	Up 6.6%	\$47,306	\$47,149
Classes not taught by highly qualified teachers	0.0%	No Change	0.0%	0.0%
Professional development days/teacher	15.0 days	Down from 15.8 days	11.6 days	11.1 days
School				
Principal's years at school	8.0	Up from 7.0	4.5	4.0
Student-teacher ratio in core subjects	16.7 to 1	Down from 17.5 to 1	18.9 to 1	18.8 to 1
Prime instructional time	92.1%	Up from 88.3%	90.0%	90.4%
Opportunities in the arts	Good	No Change	Good	Good
SACS accreditation	Yes	No Change	Yes	Yes
Parents attending conferences	98.6%	Down from 100.0%	100.0%	100.0%
Character development program	Excellent	No Change	Excellent	Excellent
Dollars spent per pupil**	\$7,090	Down 3.0%	\$7,385	\$7,458
Percent of expenditures for instruction**	67.2%	Down from 67.3%	68.5%	68.8%
Percent of expenditures for teacher salaries**	63.0%	Up from 61.0%	61.7%	63.2%
% of AYP objectives met	100.0%	Up from 93.3%	100.0%	100.0%

* Length of contract = 185+ days.

** Prior year audited financial data available.

EVALUATION RESULTS

	Teachers	Students*	Parents*
Number of surveys returned	33	61	46
Percent satisfied with learning environment	100.0%	86.9%	82.6%
Percent satisfied with social and physical environment	100.0%	88.5%	87.0%
Percent satisfied with school-home relations	87.9%	80.3%	73.3%

*Only students at the highest elementary school grade level at this school and their parents were included.

REPORT OF PRINCIPAL AND SCHOOL IMPROVEMENT COUNCIL

The mission of Iva Elementary, a rural community school, is to provide all students a solid foundation to succeed to their highest potential by providing a challenging standards-driven instructional program led by an exceptional, caring staff in a safe and positive environment enhanced by community and school interaction.

Iva Elementary has had another busy but wonderful school year. Iva is fully accredited by the Southern Association of Colleges and Schools and has an all-clear status from the State Department of Education. At Iva Elementary, our students are held accountable for learning state standards and striving toward high achievement. Parents and visitors are always welcome, and our staff truly cares about the children we work with. MAP Testing began for the first time at Iva this year to help staff better identify the strengths and weaknesses of our curriculum. The improvements seen at Iva Elementary are made because of the team work provided by our faculty and staff, hard working students, caring parents, and a supportive community.

Iva's students were once again eager to take a leadership role as they volunteered their time and energy in a variety of service projects. Our student council donated \$500.00 to help enhance the entrance of our school, second graders participated in the town's Arbor Day celebration, students volunteered at the Iva Museum, third graders presented a program for the community celebrating SC history, and our Tiny Tiger Chorus sang at the Town's Veterans Day Program. These are just a few of the projects our students have been involved in during the school year.

Iva Elementary was greatly honored, for the third time this year, as a Palmetto Silver Award winner. This award was created by the Education Accountability Act of 1998 to recognize outstanding student achievement and high rates of academic improvement. Our school received this award for closing the achievement gap through the exemplary 2008 PACT performance of historically underachieving students. The school received a flag, a certificate, and a monetary award. This is just further proof of how hard our students, staff, parents, and community work to make our school better. Thanks to our entire community for making this award possible.

Iva Elementary continues to strive for school improvement on a daily basis. As professional educators, we believe education is much more than just books and paper, and we are dedicated to providing instruction that motivates our children to learn. We are grateful for the wonderful help and support we receive from our parents and our community.

Eric Hughes, Principal Shawn Craft, SIC Chairperson

Comprehensive detail, including definitions of ratings, performance criteria, and explanations of status, is available on www.ed.sc.gov and www.eoc.sc.gov as well as school and school district websites.

Printed versions are available from school districts upon request.

Abbreviations Key

N/A Not Applicable N/AV Not Available N/C Not Collected N/R Not Reported I/S Insufficient Sample TBD To be determined
 NI Newly Identified CSI Continuing School Improvement CA Corrective Action RP Plan to Restructure R Restructure DELAY School Improvement Status HOLD School Improvement Status