



SC Annual School Report Card Summary

Gilbert Primary
Lexington 1
Grades: PK-2 Enrollment: 756
Principal: Loretta G. Arnette
Superintendent: Dr. Karen C. Woodward
Board Chair: G. Edwin Harmon, Ph.D.

PERFORMANCE

Comprehensive detail, including definitions of ratings, performance criteria, and explanations of status, is available on www.ed.sc.gov and www.eoc.sc.gov as well as school and school district websites. Printed versions are available from school districts upon request.

YEAR	ABSOLUTE RATING	GROWTH RATING	PALMETTO GOLD/SILVER AWARD	AYP STATUS	NCLB IMPROVEMENT STATUS
2008	Excellent	Good	TBD	Not Met	CSI
2007	Excellent	Good	N/A	Met	NI-DELAY
2006	Excellent	Good	N/A	Not Met	NI

ABSOLUTE RATING OF PRIMARY SCHOOLS WITH STUDENTS LIKE OURS*

EXCELLENT	GOOD	AVERAGE	BELOW AVERAGE	AT-RISK
0	0	0	0	0

* Ratings are calculated with data available by 02/18/2009. Schools with Students like Ours are Primary Schools with poverty indices of no more than 5% above or below the index for this school.

PRIME INSTRUCTIONAL TIME

Our School (%)	Median Primary School (%)
89.3%	88.6%

STUDENT-TEACHER RATIO IN CORE SUBJECTS

Our School	Median Primary School
22.9 to 1	18.7 to 1

TEACHERS WITH ADVANCED DEGREES

Our School (%)	Median Primary School (%)
47.1%	56.8%

TEACHERS RETURNING FROM PREVIOUS YEAR

Our School (%)	Median Primary School (%)
83.9%	88.6%

PERCENT OF PARENTS ATTENDING CONFERENCES

Our School (%)	Median Primary School (%)
100.0%	100.0%

DAYS OF PROFESSIONAL DEVELOPMENT*

Our School	Median Primary School
11.9 days	10.0 days

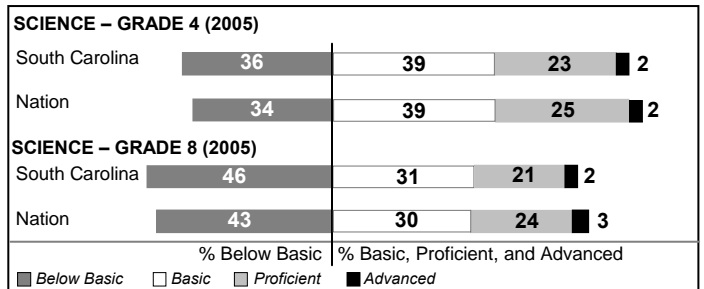
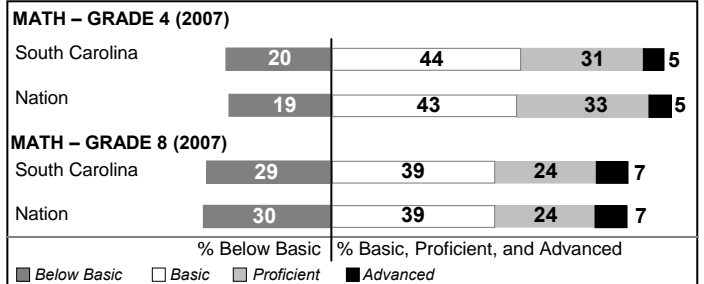
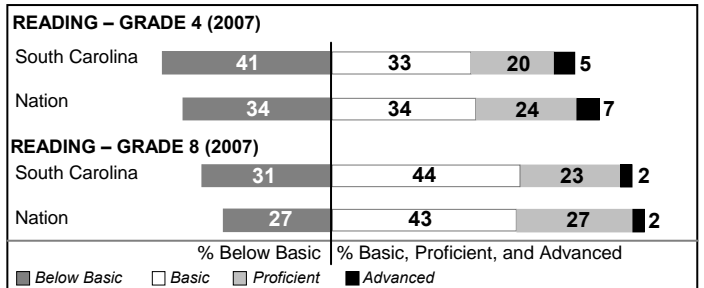
*Professional development days should be devoted exclusively to knowledge and skills in working with children less than eight years old.

Types Of Accreditation (More Than One May Apply)

	Not pursuing accreditation
X	Conducting a self-study
X	South Carolina Department of Education
X	Southern Association of Colleges and Schools
	American Montessori Society
	National Association for the Education of Young Children

NAEP PERFORMANCE*

* Performance reported for SC and nation, data not available at school level. Percentages at NAEP Achievement Levels.



SC PERFORMANCE GOAL

2010 Goal:

By 2010, SC's student achievement will be ranked in the top half of the states nationally. To achieve this goal, we must become one of the fastest improving systems in the country.

2020 Goal: TBD

Abbreviations Key

N/A Not Applicable N/AV Not Available N/C Not Collected N/R Not Reported I/S Insufficient Sample TBD To be determined

NI Newly Identified CSI Continuing School Improvement CA Corrective Action RP Plan to Restructure R Restructure DELAY School Improvement Status HOLD School Improvement Status

Gilbert Primary [Lexington 1]

SCHOOL PROFILE

	Our School	Change from Last Year	Primary Schools with Students Like Ours	Median Primary School
Students (n=756)				
Retention rate	1.6%	Down from 3.4%	1.6%	4.0%
Attendance rate	95.5%	Up from 95.3%	95.5%	95.6%
With disabilities other than speech	2.8%	Up from 2.3%	2.8%	4.0%
Out-of-school suspensions or expulsions for violent &/or criminal offenses	0.0%	No Change	0.0%	0.0%
Teachers (n=51)				
Teachers with advanced degrees	47.1%	Down from 51.0%	47.1%	56.8%
Continuing contract teachers	60.8%	Down from 65.3%	60.8%	81.3%
Teachers with emergency or provisional certificates	0.0%	No Change	0.0%	0.0%
Teachers returning from previous year	83.9%	Up from 83.2%	83.9%	88.6%
Teacher attendance rate	94.8%	Up from 94.7%	94.8%	94.9%
Average teacher salary	\$41,542	Up 5.9%	\$41,542	\$45,806
Classes not taught by highly qualified teachers	0.0%	No Change	0.0%	0.0%
School				
Principal's years at school	7.0	Up from 6.0	7.0	4.0
Student-teacher ratio in core subjects	22.9 to 1	Down from 24.0 to 1	22.9 to 1	18.7 to 1
Prime instructional time	89.3%	Up from 88.8%	89.3%	88.6%
Opportunities in the arts	Good	No Change	Good	Good
SACS accreditation	Yes	No Change	Yes	Yes
Character development program	Excellent	No Change	Excellent	Excellent
Dollars spent per pupil*	\$6,335	Down 2.4%	\$6,335	\$6,510
Percent of expenditures for instruction*	66.2%	Up from 65.9%	66.2%	71.0%
Percent of expenditures for teacher salaries*	64.1%	Down from 64.2%	64.1%	64.2%
% of AYP objectives met	92.3%		92.3%	87.0%

* Prior year audited financial data available.

EVALUATION RESULTS

	Teachers
Number of surveys returned	45
Percent satisfied with learning environment	88.9%
Percent satisfied with social and physical environment	95.6%
Percent satisfied with school-home relations	100.0%

REPORT OF PRINCIPAL AND SCHOOL IMPROVEMENT COUNCIL

Gilbert Primary students continue to develop academically, socially, emotionally, and artistically. Our staff takes special care to nurture our young students in a warm, loving, and stimulating environment that models and encourages positive character development and builds positive relationships with students.

GPS is a Title I School and a recipient of a South Carolina School Improvement Grant. We were recognized as a Red Carpet School by the South Carolina Department of Education for our family-friendly environment.

Our highly-qualified staff participated in professional development called the "Love and Logic" program. We created and implemented a school-wide discipline plan and lesson plans. We worked to increase our professional knowledge in the areas of balanced literacy, integrated curriculum, differentiated instruction, response to intervention, positive behavior support, and character education. We continue to provide our staff with training and staff development in balanced literacy, core curriculum, and study group offerings.

Students improved in letter naming fluency, phoneme segmentation fluency, and nonsense word fluency. More than 50 percent of our students met benchmark expectations. On phoneme segmentation fluency, more than 75 percent of our students met benchmark goals in both kindergarten and first grade. As our most "at-risk" learners were identified, we provided them with extra assistance through Response to Intervention, and they were monitored weekly to determine progress. All of our "at-risk" students showed improvement after explicit interventions targeted for each student's specific needs. Our second-grade students also showed improvements on Measures of Academic Progress. In mathematics, the percentage of students meeting the growth target improved from 35.1 to 47.3, and in reading, the percentage of students meeting the growth target improved from 53.5 to 68.8.

Parent education and family involvement opportunities continue to be a priority at GPS. Parenting center educators provided home visits, Parent and Child Together weekly sessions, monthly special events, weekly media center visits, weekly volunteer opportunities for parents, translators for ESOL families, parent education for families, literature for participants in the parenting center, English classes, and GED courses for parents. In conjunction with the SIC and PTA, GPS offered monthly family involvement activities such as Fall Fair, Movie Night, Arts Alive, IGA Math and Family Night, Family Reading Night, Read Across America Day, Back-to-School Dance, and School-wide Skate Night.

This year, GPS began construction of a new wing with 14 kindergarten classes and a multi-purpose room, as well as other renovations. Portables were relocated so that we could begin construction on the new wing and add new heating and air, paint, carpet, and tile. Construction will finish in time for the 2008–2009 school year.

GPS continues to have significant community and parent support. We are proud of our progress and are eager to embark upon another year of learning.

Loretta Arnette, Principal
Tammy Reynolds, SIC Chair

Comprehensive detail, including definitions of rating, performance criteria, and explanations of status, is available on www.ed.sc.gov and www.eoc.sc.gov as well as school and school district websites.

Printed versions are available from school districts upon request.

Abbreviations Key

N/A Not Applicable N/AV Not Available N/C Not Collected N/R Not Reported I/S Insufficient Sample TBD To be determined

NI Newly Identified CSI Continuing School Improvement CA Corrective Action RP Plan to Restructure R Restructure DELAY School Improvement Status HOLD School Improvement Status