



SC Annual School Report Card Summary

Hilton Head Island Early Childhood Center
Beaufort County
Grades: PK-K **Enrollment: 426**
Principal: Adrienne Sutton
Superintendent: Dr. Valerie Truesdale
Board Chair: Fred Washington

PERFORMANCE

Comprehensive detail, including definitions of ratings, performance criteria, and explanations of status, is available on www.ed.sc.gov and www.eoc.sc.gov as well as school and school district websites. Printed versions are available from school districts upon request.

YEAR	ABSOLUTE RATING	GROWTH RATING	PALMETTO GOLD/SILVER AWARD	AYP STATUS	NCLB IMPROVEMENT STATUS
2008	N/A	N/A	TBD	Met	N/A
2007	N/A	N/A	N/A	N/A	N/A
2006	Excellent	N/A	N/A	Not Met	N/A

ABSOLUTE RATING OF PRIMARY SCHOOLS WITH STUDENTS LIKE OURS*

EXCELLENT	GOOD	AVERAGE	BELOW AVERAGE	AT-RISK
3	1	0	0	0

* Ratings are calculated with data available by 02/18/2009. Schools with Students like Ours are Primary Schools with poverty indices of no more than 5% above or below the index for this school.

PRIME INSTRUCTIONAL TIME

Our School (%)	Median Primary School (%)
85.6%	88.6%

STUDENT-TEACHER RATIO IN CORE SUBJECTS

Our School	Median Primary School
20.0 to 1	18.7 to 1

TEACHERS WITH ADVANCED DEGREES

Our School (%)	Median Primary School (%)
39.3%	56.8%

TEACHERS RETURNING FROM PREVIOUS YEAR

Our School (%)	Median Primary School (%)
N/A	88.6%

PERCENT OF PARENTS ATTENDING CONFERENCES

Our School (%)	Median Primary School (%)
100.0%	100.0%

DAYS OF PROFESSIONAL DEVELOPMENT*

Our School	Median Primary School
17.3 days	10.0 days

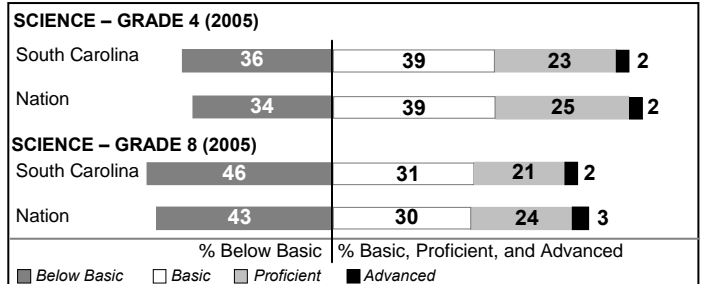
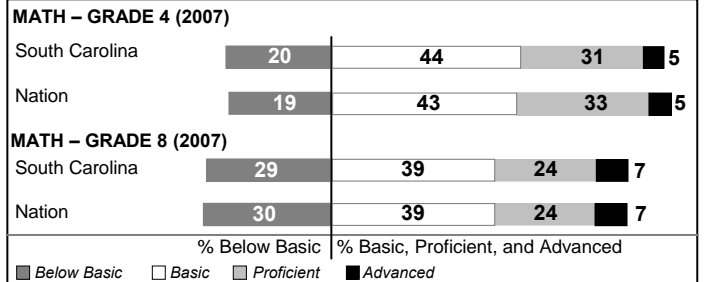
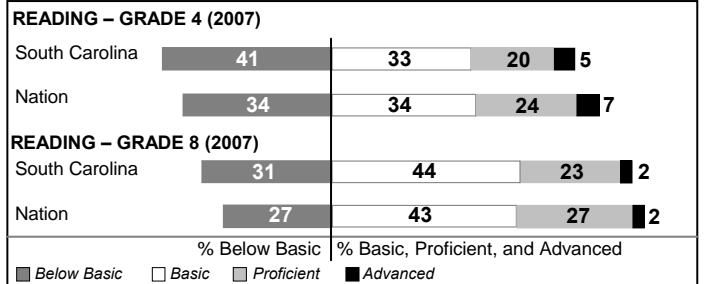
*Professional development days should be devoted exclusively to knowledge and skills in working with children less than eight years old.

Types Of Accreditation (More Than One May Apply)

	Not pursuing accreditation
X	Conducting a self-study
X	South Carolina Department of Education
	Southern Association of Colleges and Schools
	American Montessori Society
	National Association for the Education of Young Children

NAEP PERFORMANCE*

* Performance reported for SC and nation, data not available at school level. Percentages at NAEP Achievement Levels.



SC PERFORMANCE GOAL

2010 Goal:

By 2010, SC's student achievement will be ranked in the top half of the states nationally. To achieve this goal, we must become one of the fastest improving systems in the country.

2020 Goal: TBD

Abbreviations Key

N/A Not Applicable N/AV Not Available N/C Not Collected N/R Not Reported I/S Insufficient Sample TBD To be determined
 NI Newly Identified CSI Continuing School Improvement CA Corrective Action RP Plan to Restructure R Restructure DELAY School Improvement Status HOLD School Improvement Status

Hilton Head Island Early Childhood Center [Beaufort County]

SCHOOL PROFILE

	Our School	Change from Last Year	Primary Schools with Students Like Ours	Median Primary School
Students (n=426)				
Retention rate	3.7%	Up from 1.3%	3.6%	4.0%
Attendance rate	96.0%	Up from 95.5%	95.8%	95.6%
With disabilities other than speech	2.3%	Up from 1.3%	2.9%	4.0%
Out-of-school suspensions or expulsions for violent &/or criminal offenses	0.2%	Up from 0.0%	0.0%	0.0%
Teachers (n=28)				
Teachers with advanced degrees	39.3%	Down from 46.2%	54.5%	56.8%
Continuing contract teachers	67.9%	Down from 73.1%	73.1%	81.3%
Teachers with emergency or provisional certificates	0.0%	No Change	0.0%	0.0%
Teachers returning from previous year	N/A	N/A	89.5%	88.6%
Teacher attendance rate	94.2%	Up from 93.4%	94.5%	94.9%
Average teacher salary	\$46,817	Up 1.8%	\$46,388	\$45,806
Classes not taught by highly qualified teachers	17.8%	Up from 4.5%	0.0%	0.0%
School				
Principal's years at school	3.0	No Change	5.5	4.0
Student-teacher ratio in core subjects	20.0 to 1	Down from 22.2 to 1	19.8 to 1	18.7 to 1
Prime instructional time	85.6%	Up from 83.2%	88.3%	88.6%
Opportunities in the arts	Good	No Change	Good	Good
SACS accreditation	No	No Change	Yes	Yes
Character development program	Good	No Change	Excellent	Excellent
Dollars spent per pupil*	\$6,802	Up 19.5%	\$6,608	\$6,510
Percent of expenditures for instruction*	70.2%	Down from 76.6%	68.2%	71.0%
Percent of expenditures for teacher salaries*	68.3%	Down from 74.8%	63.2%	64.2%
% of AYP objectives met	100.0%		90.3%	87.0%

* Prior year audited financial data available.

REPORT OF PRINCIPAL AND SCHOOL IMPROVEMENT COUNCIL

Hilton Head Early Childhood Center represents the best practices in the area of Early Childhood education. Our educational program integrates and supports the arts. Our classroom curriculum is inquiry-based and embodies the approach and reflection found in a Reggio Emilia inspired school. We seek to provide educational engagements in all areas of learning: core curriculum, the arts, and the social-emotional realm. Students in kindergarten participate in a full-day program; our prekindergarten students are enrolled for a half-day program. We serve 291 kindergarten students, and 129 prekindergarten students. We serve 43% of our kindergarten students in an English as a Second Language program. Fifty-one percent of our students qualify for free or reduced lunch.

Our year begins by surveying the initial assessment of incoming students in regards to reading readiness and math concepts. We provide extended reading opportunities for those students reading beyond grade level. Family literacy and math nights help introduce parents to math and reading concepts being addressed in our kindergarten program. "Parents as Partners" evenings were developed to meet the needs of parents who do not speak English as their first language in supporting their child's academic growth. Instructional tutors support children who enter school needing support in acquiring concepts such as print readiness, math concepts, and vocabulary. Our School Intervention Team, guidance counselor, and teachers work with families to identify and monitor students needing academic support.

During the 2007 – 2008 school year, support programs for students in the area of literacy were developed and implemented. Students have the opportunity to receive supplemental support in reading, writing, and speaking. Student achievement reflected the focus on literacy and math instruction. At the end of the year, 98% of kindergarten students had met all math benchmarks, and 74% of kindergarten students scored on or above first grade level in reading. Reading materials were purchased to begin a take-home reading program. Reading materials to meet the needs of above grade level learners were integrated into the classroom reading program to support reading growth.

One of our goals is to maintain a high attendance rating. We accomplished this by educating parents and families about the importance of good attendance, which begins in prekindergarten! Our school social worker, principal, and support staff works with families to develop individual attendance plans. Our current attendance rate is 96.11%; we're all working together on behalf of our students!

Our community support is strong. We have an active Teacher Parent Advisory Council that hosts school events for students and families. This year the TPAC raised funds to continue a landscaping and irrigation project. The parents hosted events for students focused on developing a love for reading and showcasing their skills. Teachers experience parent appreciation throughout the year. We are truly a team working together to create a positive and progressive experience for the young learner!

Adrienne Sutton, Principal

Comprehensive detail, including definitions of rating, performance criteria, and explanations of status, is available on www.ed.sc.gov and www.eoc.sc.gov as well as school and school district websites.

Printed versions are available from school districts upon request.

EVALUATION RESULTS

	Teachers
Number of surveys returned	33
Percent satisfied with learning environment	100.0%
Percent satisfied with social and physical environment	97.0%
Percent satisfied with school-home relations	96.9%

Abbreviations Key

N/A Not Applicable N/AV Not Available N/C Not Collected N/R Not Reported I/S Insufficient Sample TBD To be determined

NI Newly Identified CSI Continuing School Improvement CA Corrective Action RP Plan to Restructure R Restructure DELAY School Improvement Status HOLD School Improvement Status