



SC Annual School Report Card Summary

Cyril B Busbee Creative Arts Academy
Lexington 2
Grades: 6-8 Enrollment: 382
Principal: Dr. Janelle Williams
Superintendent: Dr. Venus Holland
Board Chair: Beth Branham

PERFORMANCE

Comprehensive detail, including definitions of ratings, performance criteria, and explanations of status, is available on www.ed.sc.gov and www.eoc.sc.gov as well as school and school district websites. Printed versions are available from school districts upon request.

YEAR	ABSOLUTE RATING	GROWTH RATING	PALMETTO GOLD/SILVER AWARD	AYP STATUS	NCLB IMPROVEMENT STATUS
2008	Below Average	Below Average	TBD	Not Met	N/A
2007	Below Average	At-Risk	N/A	Not Met	N/A
2006	Below Average	Average	N/A	Not Met	N/A

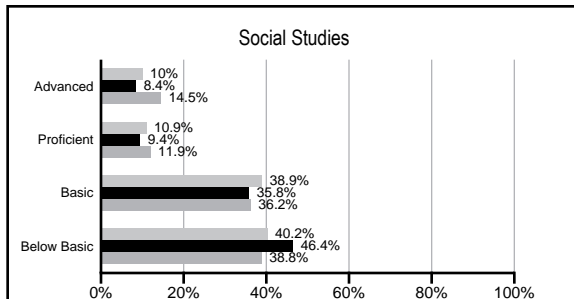
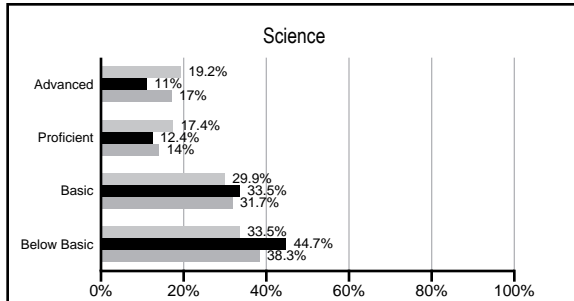
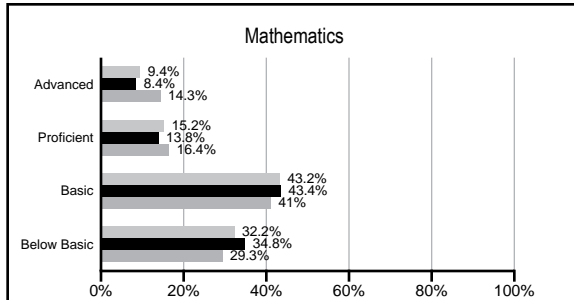
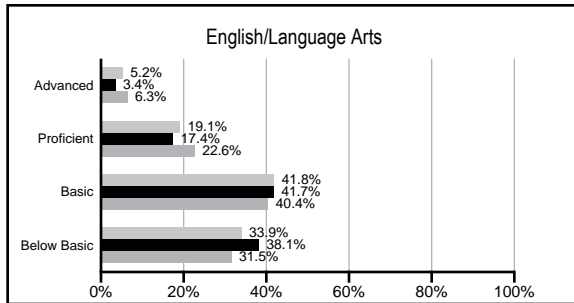
ABSOLUTE RATINGS OF MIDDLE SCHOOLS WITH STUDENTS LIKE OURS*

EXCELLENT	GOOD	AVERAGE	BELOW AVERAGE	AT-RISK
0	0	1	19	22

* Ratings are calculated with data available by 03/02/2009. Schools with Students like Ours are Middle Schools with poverty indices of no more than 5% above or below the index for this school.

PACT PERFORMANCE


Our School Middle Schools with Students Like Ours Middle schools statewide




NAEP PERFORMANCE*

* Performance reported for SC and nation, data not available at school level. Percentages at NAEP Achievement Levels.


READING - GRADE 8 (2007)



MATH - GRADE 8 (2007)



SCIENCE - GRADE 8 (2005)



END OF COURSE TESTS - 2008

% of students scoring 70 or above on:	Our Middle School	Middle Schools with Students Like Ours
Algebra 1/Math for the Technologies 2	100.0%	93.6%
English 1	100.0%	94.3%
Physical Science	0%	0%
All Subjects	100.0%	92.1%

SC PERFORMANCE GOAL

2010 Goal:

By 2010, SC's student achievement will be ranked in the top half of the states nationally. To achieve this goal, we must become one of the fastest improving systems in the country.

2020 Goal: TBD

Abbreviations Key

N/A Not Applicable N/AV Not Available N/C Not Collected N/R Not Reported I/S Insufficient Sample TBD To be determined
 NI Newly Identified CSI Continuing School Improvement CA Corrective Action RP Plan to Restructure R Restructure DELAY School Improvement Status HOLD School Improvement Status

Cyril B Busbee Creative Arts Academy [Lexington 2]

SCHOOL PROFILE

	Our School	Change from Last Year	Middle Schools with Students Like Ours	Median Middle School
Students (n=382)				
Students enrolled in high school credit courses (grades 7 & 8)	15.2%	Down from 15.5%	14.4%	19.4%
Retention rate	2.6%	Up from 1.9%	2.8%	1.8%
Attendance rate	95.4%	Up from 95.2%	95.4%	95.8%
Eligible for gifted and talented	13.8%	Down from 13.9%	11.0%	15.3%
With disabilities other than speech	17.1%	Up from 15.9%	13.9%	12.9%
Out-of-school suspensions or expulsions for violent &/or criminal offenses	0.0%	Down from 1.7%	0.9%	0.7%
Annual dropout rate	0.3%	Up from 0.0%	0.0%	0.0%
Teachers (n=29)				
Teachers with advanced degrees	44.8%	Down from 54.8%	53.6%	55.0%
Continuing contract teachers	55.2%	Up from 51.6%	61.7%	70.6%
Teachers with emergency or provisional certificates	0.0%	Down from 4.8%	8.7%	5.4%
Teachers returning from previous year	72.9%	Up from 71.8%	78.7%	83.4%
Teacher attendance rate	95.8%	Down from 96.5%	94.9%	94.9%
Average teacher salary	\$40,269	Up 2.9%	\$44,651	\$44,706
Classes not taught by highly qualified teachers	3.0%	Up from 2.9%	3.0%	2.9%
School				
Principal's years at school	2.0	Up from 1.0	2.0	3.0
Student-teacher ratio in core subjects	18.4 to 1	Down from 21.5 to 1	19.2 to 1	20.1 to 1
Prime instructional time	90.9%	Up from 90.4%	88.6%	89.3%
Opportunities in the arts	Excellent	No Change	Good	Good
SACS accreditation	Yes	No Change	Yes	Yes
Character development program	Below Average	Down from Average	Good	Good
Dollars spent per pupil*	\$7,499	Up 2.6%	\$7,515	\$7,097
Percent of expenditures for instruction*	61.7%	Down from 64.9%	64.1%	64.4%
Percent of expenditures for teacher salaries*	58.7%	Down from 61.5%	59.0%	59.4%
% of AYP objectives met	71.4%		58.8%	69.0%

* Prior year audited financial data available.

EVALUATION RESULTS

	Teachers	Students*	Parents*
Number of surveys returned	28	116	58
Percent satisfied with learning environment	46.4%	68.7%	82.5%
Percent satisfied with social and physical environment	67.9%	81.9%	77.6%
Percent satisfied with school-home relations	46.2%	81.0%	72.4%

*Only students at the highest middle school grade level at this school and their parents were included.

REPORT OF PRINCIPAL AND SCHOOL IMPROVEMENT COUNCIL

Busbee Creative Arts Academy (BCAA) supports the philosophy that arts integrated curriculum provides a superior and enhanced learning environment for students. This year our arts integrated focus was "Asian Sensation," and students explored Asian culture and history through opportunities to participate in interactive study, exploration, creative projects, and performances. Students also worked with renowned artists, through our artists-in-residence program, on projects that blended learning with creative expression.

In addition to our on-going arts integration instructional focus, we also continued our focus on implementing initiatives that build on and strengthen student academic skills and sense of community. With the assistance of our School Improvement Council, we continued to monitor student progress and improvement. As a result of our process of continuous assessment and reflection this year, we implemented several new initiatives designed to target areas where we believed students needed additional support. Although BCAA was recently named an Exemplary Writing School by the South Carolina Writing Improvement Network, one of our areas of concern continues to be student performance in and development of skills in reading and writing. To enhance our ability to address this concern, we hired a literacy and reading specialist. The literacy "coach" worked this year to coordinate and promote literacy development across the curriculum in grades six through eight. Our scores on PACT achievement tests and our formative MAP test score results also indicated that we needed more targeted support for our students. This year we implemented a PLATO Learning Lab and used the software to offer students individualized and targeted on-grade level and remediation enrichment to fill identified skill gaps. To provide additional support for struggling students, we revamped our After-School Learning Support program and added opportunities to support children during the school day through academic performance assistance pullout programs. Finally, we recognize that students need to be in class to learn and that we needed to reduce the amount of time students spent out of the classroom for discipline. To address this concern, we hired a Behavioral Interventionist to work with teachers and students to increase student achievement and motivation for learning and help eliminate the distractions that prohibit learning. And most importantly, to ensure that we continued faculty engagement in making the learning environment a dynamic and interactive one, faculty and staff participated in extensive professional development through Modern Red School House and training in the use of instructional technology that was purchased to support interactive and differentiated instruction.

Busbee Creative Arts Academy is continuing to look to the future for additional and better ways to challenge our students and to improve our students' academic progress and preparation for high school.

Comprehensive detail, including definitions of rating, performance criteria, and explanations of status, is available on www.ed.sc.gov and www.eoc.sc.gov as well as school and school district websites.

Printed versions are available from school districts upon request.

Abbreviations Key

N/A Not Applicable N/AV Not Available N/C Not Collected N/R Not Reported I/S Insufficient Sample TBD To be determined
NI Newly Identified CSI Continuing School Improvement CA Corrective Action RP Plan to Restructure R Restructure DELAY School Improvement Status HOLD School Improvement Status