



SC Annual School Report Card Summary

Pleasant Hill Middle

Lexington 1

Grades: 6-8

Enrollment: 880

Principal: Dr. William Coon

Superintendent: Dr. Karen C. Woodward

Board Chair: G. Edwin Harmon, Ph.D.

PERFORMANCE

Comprehensive detail, including definitions of ratings, performance criteria, and explanations of status, is available on www.ed.sc.gov and www.eoc.sc.gov as well as school and school district websites. Printed versions are available from school districts upon request.

| YEAR | ABSOLUTE RATING | GROWTH RATING | PALMETTO GOLD/SILVER AWARD | AYP STATUS | NCLB IMPROVEMENT STATUS |
|------|-----------------|---------------|----------------------------|------------|-------------------------|
| 2008 | Good | Below Average | TBD | Not Met | N/A |
| 2007 | Good | Below Average | N/A | Not Met | N/A |
| 2006 | N/A | N/A | N/A | N/A | N/A |

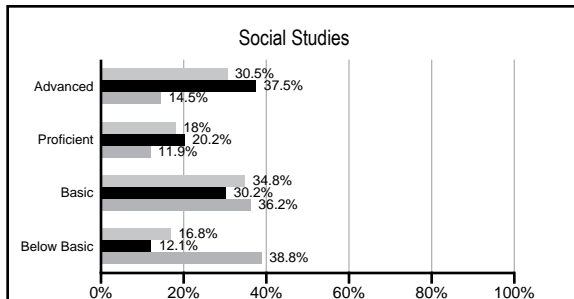
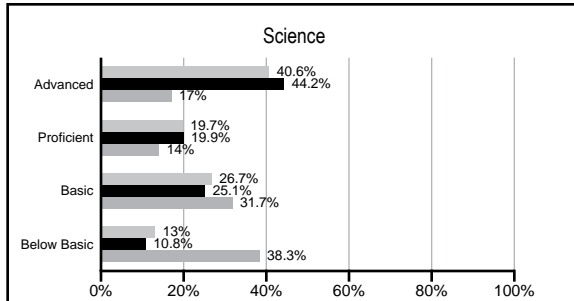
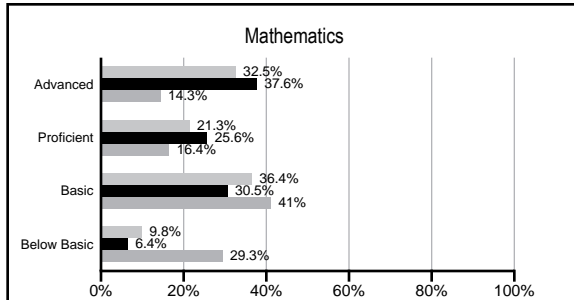
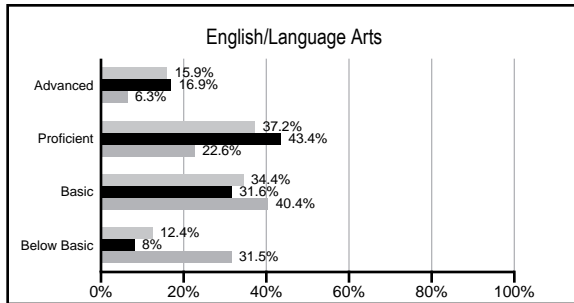
ABSOLUTE RATINGS OF MIDDLE SCHOOLS WITH STUDENTS LIKE OURS*

| EXCELLENT | GOOD | AVERAGE | BELOW AVERAGE | AT-RISK |
|-----------|------|---------|---------------|---------|
| 2 | 5 | 0 | 0 | 0 |

* Ratings are calculated with data available by 03/02/2009. Schools with Students like Ours are Middle Schools with poverty indices of no more than 5% above or below the index for this school.



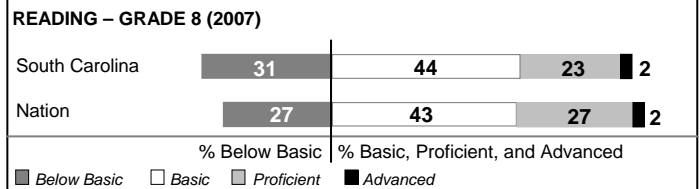
PACT PERFORMANCE

Our School Middle Schools with Students Like Ours Middle schools statewide



NAEP PERFORMANCE*

* Performance reported for SC and nation, data not available at school level. Percentages at NAEP Achievement Levels.



END OF COURSE TESTS - 2008

| % of students scoring 70 or above on: | Our Middle School | Middle Schools with Students Like Ours |
|---------------------------------------|-------------------|--|
| Algebra 1/Math for the Technologies 2 | 100.0% | 100.0% |
| English 1 | 100.0% | 100.0% |
| Physical Science | 0% | 100.0% |
| All Subjects | 100.0% | 100.0% |

SC PERFORMANCE GOAL

2010 Goal:

By 2010, SC's student achievement will be ranked in the top half of the states nationally. To achieve this goal, we must become one of the fastest improving systems in the country.

2020 Goal: TBD

Abbreviations Key

N/A Not Applicable N/AV Not Available N/C Not Collected N/R Not Reported I/S Insufficient Sample TBD To be determined

NI Newly Identified CSI Continuing School Improvement CA Corrective Action RP Plan to Restructure R Restructure DELAY School Improvement Status HOLD School Improvement Status

Pleasant Hill Middle [Lexington 1]

SCHOOL PROFILE

| | Our School | Change from Last Year | Middle Schools with Students Like Ours | Median Middle School |
|--|------------|-----------------------|--|----------------------|
| Students (n=880) | | | | |
| Students enrolled in high school credit courses (grades 7 & 8) | 27.8% | Up from 25.8% | 43.3% | 19.4% |
| Retention rate | 0.3% | Down from 1.8% | 0.3% | 1.8% |
| Attendance rate | 96.7% | Down from 96.8% | 97.0% | 95.8% |
| Eligible for gifted and talented | 33.7% | Up from 33.3% | 41.4% | 15.3% |
| With disabilities other than speech | 6.6% | Up from 4.8% | 6.5% | 12.9% |
| Out-of-school suspensions or expulsions for violent &/or criminal offenses | 0.5% | Down from 1.0% | 0.2% | 0.7% |
| Annual dropout rate | 0.0% | N/A | 0.0% | 0.0% |
| Teachers (n=65) | | | | |
| Teachers with advanced degrees | 53.8% | Down from 58.5% | 57.9% | 55.0% |
| Continuing contract teachers | 69.2% | Down from 79.2% | 78.1% | 70.6% |
| Teachers with emergency or provisional certificates | 3.7% | Up from 2.2% | 0.9% | 5.4% |
| Teachers returning from previous year | N/A | N/A | 84.5% | 83.4% |
| Teacher attendance rate | 94.9% | Up from 93.9% | 94.8% | 94.9% |
| Average teacher salary | \$45,465 | Up 2.2% | \$47,413 | \$44,706 |
| Classes not taught by highly qualified teachers | 0.0% | No Change | 1.6% | 2.9% |
| School | | | | |
| Principal's years at school | 2.0 | Up from 1.0 | 2.0 | 3.0 |
| Student-teacher ratio in core subjects | 21.7 to 1 | Down from 22.7 to 1 | 21.7 to 1 | 20.1 to 1 |
| Prime instructional time | 90.8% | Up from 89.7% | 90.5% | 89.3% |
| Opportunities in the arts | Excellent | No Change | Excellent | Good |
| SACS accreditation | Yes | No Change | Yes | Yes |
| Character development program | Good | No Change | Excellent | Good |
| Dollars spent per pupil* | \$8,212 | N/A | \$6,884 | \$7,097 |
| Percent of expenditures for instruction* | 65.9% | N/A | 64.2% | 64.4% |
| Percent of expenditures for teacher salaries* | 56.1% | N/A | 59.9% | 59.4% |
| % of AYP objectives met | 76.2% | | 100.0% | 69.0% |

* Prior year audited financial data available.

EVALUATION RESULTS

| | Teachers | Students* | Parents* |
|--|----------|-----------|----------|
| Number of surveys returned | 49 | 240 | 96 |
| Percent satisfied with learning environment | 95.9% | 100.0% | 98.9% |
| Percent satisfied with social and physical environment | 100.0% | 100.0% | 95.8% |
| Percent satisfied with school-home relations | 100.0% | 100.0% | 92.6% |

*Only students at the highest middle school grade level at this school and their parents were included.

REPORT OF PRINCIPAL AND SCHOOL IMPROVEMENT COUNCIL

The Pleasant Hill Middle School family is proud to be recognized as a Red Carpet School this year. Administrators and a fully-certified staff embraced the challenges of our second year in existence with eager and positive attitudes. We joined together to create a safe and family-friendly school.

Our school family believes that educating children is a team effort and sets high standards of excellence for our students and for ourselves. Tracy West was our Teacher of the Year. Thirty-five teachers have advanced degrees, and 13 are National Board Certified. Academic progress is our focus and working cooperatively is emphasized across the spectrum at every grade level. Our end-of-course school average for students taking Algebra I was 97; for English I, it was 94. We face huge challenges due to rapid student growth in our attendance area and the need to meet all these students' individual needs.

Our Beta Club inducted 150 new members, and 40 members attended the state convention in Myrtle Beach. Fifty-six PHMS students were named Junior Scholars. The robotics club fielded three school teams that won first and second place in the region meet for teamwork and second place for robot design. More than 180 chorus, drama, and dance class students performed the popular "High School Musical." Band and orchestra placed students in the solo ensemble and concert festivals. Athletic teams provided students an opportunity to compete in cheerleading, football, basketball, track, wrestling, volleyball, high school baseball, softball, and tennis. Our undefeated football team was named conference champion. Our students enjoyed our intramural program and 12 student clubs. The student council, Beta Club, and the entire student body participated in a variety of service-learning activities. Our students volunteered well over 1,400 hours of service to service-learning projects, such as mentoring students at PHES, a toy drive for Palmetto Richland Hospital, Harvest Hope Food Bank, Lexington Interfaith Community Services, Adopt-A-Highway, and Relay For Life.

At PHMS, technology is integrated into our everyday curriculum. Teachers utilize team planning to integrate the latest instructional and technology strategies in core subjects. Teachers incorporate the use of LCD projectors, laptops, classroom amplification systems, AirLiner wireless slates, SMARTBoard interactive white boards, document cameras, and digital cameras into their classes.

Our wonderful PTSA raised funds for new umbrellas, student rewards, and field studies. Our SIC has emerged as a state leader in advocacy for public schools in South Carolina by meeting with legislators, organizing a Lexington County School District One advocacy meeting, and reaching out to other SICs throughout the state to ensure a high-quality education for all students. As we work together with all stakeholders, we create a partnership and provide decision-making opportunities in which students reap the rewards of a warm and supportive environment.

Dr. Bill Coon, Principal
Bob Bachman, SIC Chair

Comprehensive detail, including definitions of rating, performance criteria, and explanations of status, is available on www.ed.sc.gov and www.eoc.sc.gov as well as school and school district websites.

Printed versions are available from school districts upon request.

Abbreviations Key

N/A Not Applicable N/AV Not Available N/C Not Collected N/R Not Reported I/S Insufficient Sample TBD To be determined
NI Newly Identified CSI Continuing School Improvement CA Corrective Action RP Plan to Restructure R Restructure DELAY School Improvement Status HOLD School Improvement Status