



SC Annual School Report Card Summary

Pelion Middle
Lexington 1
Grades: 5-8 Enrollment: 750
Principal: Dr. Sandra M. Jowers
Superintendent: Dr. Karen C. Woodward
Board Chair: G. Edwin Harmon, Ph.D.

PERFORMANCE

Comprehensive detail, including definitions of ratings, performance criteria, and explanations of status, is available on www.ed.sc.gov and www.eoc.sc.gov as well as school and school district websites. Printed versions are available from school districts upon request.

YEAR	ABSOLUTE RATING	GROWTH RATING	PALMETTO GOLD/SILVER AWARD	AYP STATUS	NCLB IMPROVEMENT STATUS
2008	Below Average	Below Average	TBD	Not Met	N/A
2007	Below Average	At-Risk	N/A	Not Met	N/A
2006	Below Average	At-Risk	N/A	Not Met	N/A

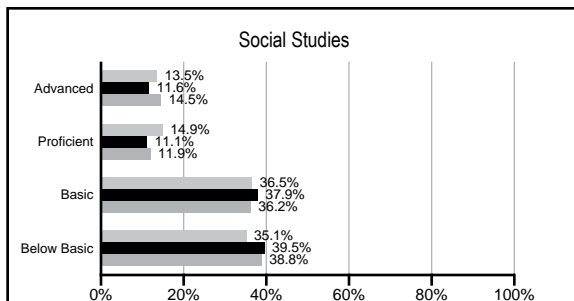
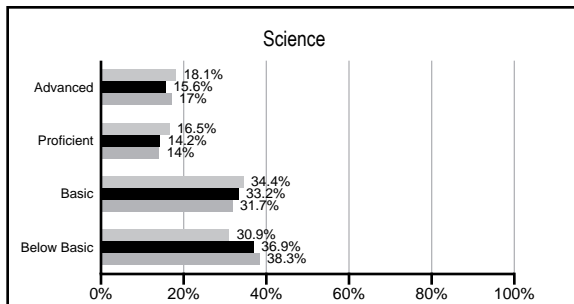
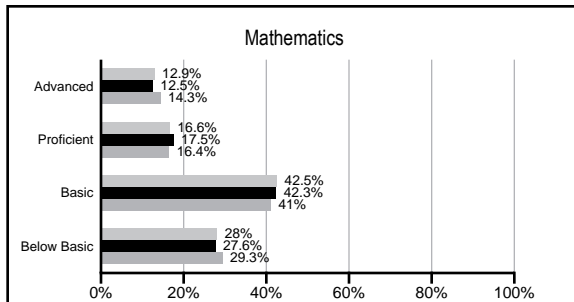
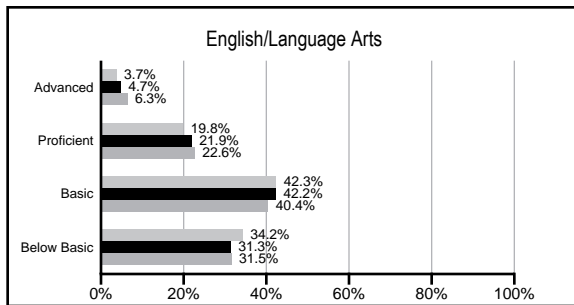
ABSOLUTE RATINGS OF MIDDLE SCHOOLS WITH STUDENTS LIKE OURS*

EXCELLENT	GOOD	AVERAGE	BELOW AVERAGE	AT-RISK
0	0	14	36	5

* Ratings are calculated with data available by 03/02/2009. Schools with Students like Ours are Middle Schools with poverty indices of no more than 5% above or below the index for this school.



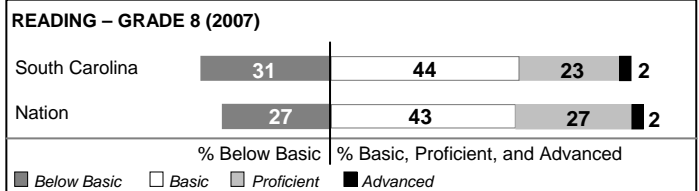
PACT PERFORMANCE

Our School Middle Schools with Students Like Ours Middle schools statewide



NAEP PERFORMANCE*

* Performance reported for SC and nation, data not available at school level. Percentages at NAEP Achievement Levels.



END OF COURSE TESTS - 2008

% of students scoring 70 or above on:	Our Middle School	Middle Schools with Students Like Ours
Algebra 1/Math for the Technologies 2	100.0%	97.1%
English 1	97.6%	95.7%
Physical Science	0%	57.7%
All Subjects	98.8%	96.2%

SC PERFORMANCE GOAL

2010 Goal:
By 2010, SC's student achievement will be ranked in the top half of the states nationally. To achieve this goal, we must become one of the fastest improving systems in the country.

2020 Goal: TBD

Abbreviations Key

N/A Not Applicable N/AV Not Available N/C Not Collected N/R Not Reported I/S Insufficient Sample TBD To be determined
 NI Newly Identified CSI Continuing School Improvement CA Corrective Action RP Plan to Restructure R Restructure DELAY School Improvement Status HOLD School Improvement Status

Pelion Middle [Lexington 1]

SCHOOL PROFILE

	Our School	Change from Last Year	Middle Schools with Students Like Ours	Median Middle School
Students (n=750)				
Students enrolled in high school credit courses (grades 7 & 8)	12.7%	Up from 10.5%	17.6%	19.4%
Retention rate	1.7%	Down from 3.8%	1.5%	1.8%
Attendance rate	95.0%	Down from 95.5%	95.7%	95.8%
Eligible for gifted and talented	13.1%	Down from 13.4%	13.3%	15.3%
With disabilities other than speech	12.1%	Up from 11.1%	14.5%	12.9%
Out-of-school suspensions or expulsions for violent &/or criminal offenses	0.8%	Down from 1.1%	0.6%	0.7%
Annual dropout rate	0.0%	Down from 0.2%	0.0%	0.0%
Teachers (n=59)				
Teachers with advanced degrees	40.7%	Down from 48.4%	52.6%	55.0%
Continuing contract teachers	57.6%	Down from 61.3%	73.6%	70.6%
Teachers with emergency or provisional certificates	11.6%	Up from 10.2%	5.1%	5.4%
Teachers returning from previous year	79.6%	Up from 79.5%	83.4%	83.4%
Teacher attendance rate	95.8%	Up from 94.9%	94.8%	94.9%
Average teacher salary	\$42,686	Up 1.8%	\$44,327	\$44,706
Classes not taught by highly qualified teachers	3.6%	Up from 2.8%	2.1%	2.9%
School				
Principal's years at school	2.0	Up from 1.0	3.0	3.0
Student-teacher ratio in core subjects	22.0 to 1	Up from 20.1 to 1	19.3 to 1	20.1 to 1
Prime instructional time	90.4%	Up from 90.1%	88.9%	89.3%
Opportunities in the arts	Good	No Change	Good	Good
SACS accreditation	Yes	No Change	Yes	Yes
Character development program	Good	No Change	Good	Good
Dollars spent per pupil*	\$7,169	Up 6.3%	\$6,949	\$7,097
Percent of expenditures for instruction*	65.8%	Down from 66.1%	65.5%	64.4%
Percent of expenditures for teacher salaries*	63.8%	Down from 64.1%	61.6%	59.4%
% of AYP objectives met	52.4%		65.5%	69.0%

* Prior year audited financial data available.

EVALUATION RESULTS

	Teachers	Students*	Parents*
Number of surveys returned	51	181	75
Percent satisfied with learning environment	72.5%	75.7%	80.0%
Percent satisfied with social and physical environment	88.2%	75.7%	70.3%
Percent satisfied with school-home relations	52.9%	83.2%	70.3%

*Only students at the highest middle school grade level at this school and their parents were included.

REPORT OF PRINCIPAL AND SCHOOL IMPROVEMENT COUNCIL

Pelion is a welcoming community, where education ranks as a high priority. With the community, we collaboratively tackle our challenges of building the foundation for increased academic and extracurricular accomplishments. This year we completed a new, two-story classroom wing and renovated the existing facility. Freshly painted, 21st Century classrooms now contain dynamic, instructional technology that reflects the community's dedication to its students.

Pelion Middle School staff and students, with members of the community, studied school data, updated the four performance goals of the School Improvement Plan, and added a fifth goal for "Removing Barriers to Learning." Our primary goal at PMS is to improve student achievement. By 2009–2010, we want 88 percent of students to score "Basic" and above on state testing and 59 percent of students to score "Proficient" and above. Our second goal is to increase parent involvement through improved home/school communication and by providing increased opportunities for parent participation in school-sponsored programs. Our third goal is to continuously work to improve the climate of PMS by promoting student safety, appropriate discipline, and good attendance. Our fourth goal is to provide teachers with professional development. Faculty members participated in ongoing professional development during weekly meetings and Collaborative Planning Days. We studied student survey data to set our fifth goal for "Removing Barriers to Learning" for increased student success.

To meet these goals, we are using many effective, research-based strategies. To overcome our barrier of not consistently reaching yearly achievement goals, we are providing challenging academic instruction based on state standards. PMS teachers establish classroom climates that accommodate the needs of each individual student through differentiated instructional strategies. We incorporate the latest technology to support instruction in all of our classrooms. As a "Making Middle Grades Work" site, we are adopting a school-wide literacy plan to improve reading and writing skills. We continue to implement the "No Excuses" classwork/homework policy and to integrate character education across the curriculum and in extracurricular activities. Our school-wide plan of positive behavior support is designed to decrease barriers to learning and to make all students feel safe and supported.

Our guidance program not only provides individual emotional support, but it also offers academic and career guidance through planned classroom programs, assemblies, small groups, and evening programs. We want all our students to be successful. Our counselors help them cultivate personal and social integrity and lifelong learning skills.

We invite you to visit PMS. Our doors are always open to parents and community members. To contact your child's teachers, call (803) 821-2300 and leave a message or go to lexington1.net/pms/pmshp.htm to get their individual e-mail addresses.

Sandra Jowers, Principal
Tim Treaster, SIC Chair

Comprehensive detail, including definitions of rating, performance criteria, and explanations of status, is available on www.ed.sc.gov and www.eoc.sc.gov as well as school and school district websites.

Printed versions are available from school districts upon request.

Abbreviations Key

N/A Not Applicable N/AV Not Available N/C Not Collected N/R Not Reported I/S Insufficient Sample TBD To be determined

NI Newly Identified CSI Continuing School Improvement CA Corrective Action RP Plan to Restructure R Restructure DELAY School Improvement Status HOLD School Improvement Status