



# SC Annual School Report Card Summary

Whale Branch Middle  
Beaufort County

Grades: 6-8

Enrollment: 305

Principal: Mona Lise Dickson

Superintendent: Dr. Valerie Truesdale

Board Chair: Fred Washington

## PERFORMANCE

Comprehensive detail, including definitions of ratings, performance criteria, and explanations of status, is available on [www.ed.sc.gov](http://www.ed.sc.gov) and [www.eoc.sc.gov](http://www.eoc.sc.gov) as well as school and school district websites. Printed versions are available from school districts upon request.

YEAR	ABSOLUTE RATING	GROWTH RATING	PALMETTO GOLD/SILVER AWARD	AYP STATUS	NCLB IMPROVEMENT STATUS
2008	At-Risk	Below Average	TBD	Not Met	R
2007	At-Risk	Below Average	N/A	Not Met	RP
2006	At-Risk	Below Average	N/A	Not Met	CA

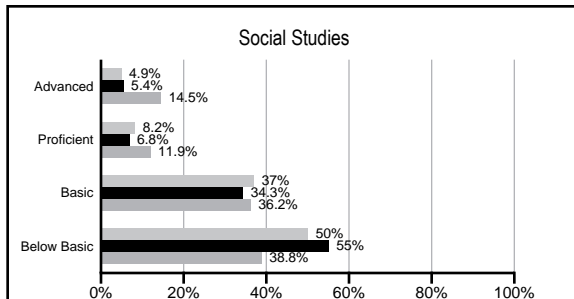
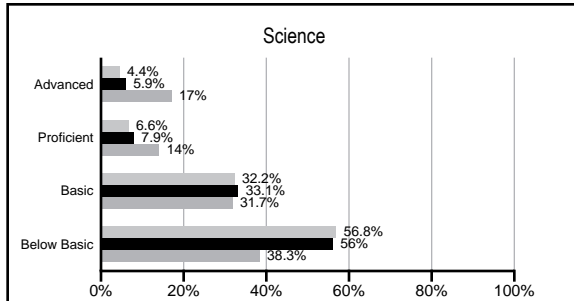
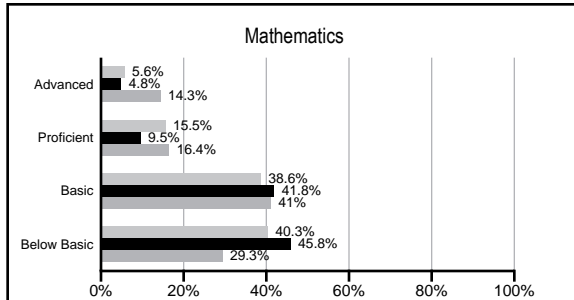
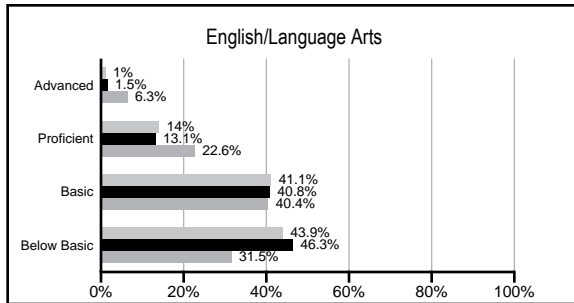
## ABSOLUTE RATINGS OF MIDDLE SCHOOLS WITH STUDENTS LIKE OURS\*

EXCELLENT	GOOD	AVERAGE	BELOW AVERAGE	AT-RISK
0	0	1	2	42

\* Ratings are calculated with data available by 03/02/2009. Schools with Students like Ours are Middle Schools with poverty indices of no more than 5% above or below the index for this school.

## PACT PERFORMANCE


Our School Middle Schools with Students Like Ours Middle schools statewide



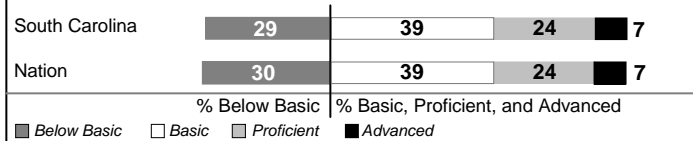
## NAEP PERFORMANCE\*

\* Performance reported for SC and nation, data not available at school level. Percentages at NAEP Achievement Levels.

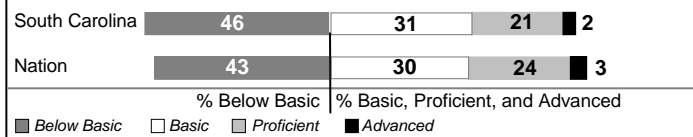
### READING - GRADE 8 (2007)



### MATH - GRADE 8 (2007)



### SCIENCE - GRADE 8 (2005)



## END OF COURSE TESTS - 2008

% of students scoring 70 or above on:	Our Middle School	Middle Schools with Students Like Ours
Algebra 1/Math for the Technologies 2	100.0%	86.9%
English 1	87.5%	84.1%
Physical Science	0%	35.2%
All Subjects	92.5%	84.7%

## SC PERFORMANCE GOAL

2010 Goal:

*By 2010, SC's student achievement will be ranked in the top half of the states nationally. To achieve this goal, we must become one of the fastest improving systems in the country.*

2020 Goal: TBD

### Abbreviations Key

N/A Not Applicable N/AV Not Available N/C Not Collected N/R Not Reported I/S Insufficient Sample TBD To be determined  
NI Newly Identified CSI Continuing School Improvement CA Corrective Action RP Plan to Restructure R Restructure DELAY School Improvement Status HOLD School Improvement Status

# Whale Branch Middle [Beaufort County]

## SCHOOL PROFILE

	Our School	Change from Last Year	Middle Schools with Students Like Ours	Median Middle School
<b>Students (n=305)</b>				
Students enrolled in high school credit courses (grades 7 & 8)	7.0%	Down from 10.4%	11.1%	19.4%
Retention rate	1.2%	Down from 1.8%	3.3%	1.8%
Attendance rate	93.7%	Down from 93.8%	95.2%	95.8%
Eligible for gifted and talented	12.8%	Down from 13.1%	8.9%	15.3%
With disabilities other than speech	12.2%	Down from 14.1%	13.9%	12.9%
Out-of-school suspensions or expulsions for violent &/or criminal offenses	0.0%	No Change	0.4%	0.7%
Annual dropout rate	0.0%	No Change	0.0%	0.0%
<b>Teachers (n=30)</b>				
Teachers with advanced degrees	56.7%	Up from 50.0%	50.0%	55.0%
Continuing contract teachers	63.3%	No Change	54.7%	70.6%
Teachers with emergency or provisional certificates	13.0%	Up from 4.0%	18.2%	5.4%
Teachers returning from previous year	74.9%	Up from 70.8%	77.1%	83.4%
Teacher attendance rate	91.8%	Down from 93.2%	94.7%	94.9%
Average teacher salary	\$48,729	Up 7.4%	\$43,658	\$44,706
Classes not taught by highly qualified teachers	11.8%	Down from 20.5%	6.0%	2.9%
<b>School</b>				
Principal's years at school	2.0	Up from 1.0	2.0	3.0
Student-teacher ratio in core subjects	26.2 to 1	Up from 22.5 to 1	17.3 to 1	20.1 to 1
Prime instructional time	83.5%	Down from 84.4%	88.6%	89.3%
Opportunities in the arts	Good	No Change	Good	Good
SACS accreditation	Yes	No Change	Yes	Yes
Character development program	Excellent	Up from Good	Good	Good
Dollars spent per pupil*	\$10,185	Up 7.9%	\$7,733	\$7,097
Percent of expenditures for instruction*	57.8%	Down from 63.0%	64.3%	64.4%
Percent of expenditures for teacher salaries*	55.2%	Down from 60.1%	58.4%	59.4%
% of AYP objectives met	53.3%		57.1%	69.0%

\* Prior year audited financial data available.

## EVALUATION RESULTS

	Teachers	Students*	Parents*
Number of surveys returned	19	121	31
Percent satisfied with learning environment	78.9%	68.1%	60.0%
Percent satisfied with social and physical environment	78.9%	75.6%	61.3%
Percent satisfied with school-home relations	47.4%	83.2%	66.7%

\*Only students at the highest middle school grade level at this school and their parents were included.

## REPORT OF PRINCIPAL AND SCHOOL IMPROVEMENT COUNCIL

Whale Branch Middle School completed a year of success and many wonderful achievements. Additional initiatives were put in place and made a positive impact on student achievement. These initiatives addressed high achievement in basic skills, improving daily student attendance, strong instructional leadership, and meaningful staff development.

Standardized and school-wide testing data identified students' strengths and weaknesses. The staff used this data to improve daily instruction. The teachers/staff met weekly for cluster/grade-level meetings and data meetings. These meetings increased collaboration between teachers. The school emphasized using the data to drive instruction.

Our sixth and seventh grade team maintained single-gender classes for the second straight year. The data showed that there was an overall increase in student learning. We used the MAP data to draw our conclusions.

The 21st Century After School Program was successful. The school concentrated on the core subjects of ELA and mathematics. Students were given additional computer lab instruction to increase their knowledge in ELA and mathematics. In addition, our Title I Supplemental Program proved to be academically successful.

Our quality of professional development continues to be strengthened through the third year of involvement in the Teacher Advancement Program (TAP). The impact is noted in student achievement and quality of instruction.

Our daily ACES program gave additional academic support to all of our students in reading comprehension and writing.

We believe Whale Branch Middle has achieved significant improvement in staff and parent relationships this year. The school relations with the community are notably better. The tremendous effort devoted to improved relationships should benefit all for many years.

With a total commitment by all WBMS staff, parents, and community supporters, we believe improvements will continue and Whale Branch Middle School will live up to its motto...."Where Bright Minds Soar."

Bill Payne, Principal  
Marilyn Fields, SIC Chair  
Cynthia Perry, SIC Co Chair

Comprehensive detail, including definitions of rating, performance criteria, and explanations of status, is available on [www.ed.sc.gov](http://www.ed.sc.gov) and [www.eoc.sc.gov](http://www.eoc.sc.gov) as well as school and school district websites.

Printed versions are available from school districts upon request.

### Abbreviations Key

N/A Not Applicable N/AV Not Available N/C Not Collected N/R Not Reported I/S Insufficient Sample TBD To be determined  
NI Newly Identified CSI Continuing School Improvement CA Corrective Action RP Plan to Restructure R Restructure DELAY School Improvement Status HOLD School Improvement Status