



SC Annual School Report Card Summary

H E McCracken Middle
Beaufort County
Grades: 6-8 Enrollment: 1,133
Principal: Phillip Shaw
Superintendent: Dr. Valerie Truesdale
Board Chair: Fred Washington

PERFORMANCE

Comprehensive detail, including definitions of ratings, performance criteria, and explanations of status, is available on www.ed.sc.gov and www.eoc.sc.gov as well as school and school district websites. Printed versions are available from school districts upon request.

| YEAR | ABSOLUTE RATING | GROWTH RATING | PALMETTO GOLD/SILVER AWARD | AYP STATUS | NCLB IMPROVEMENT STATUS |
|------|-----------------|---------------|----------------------------|------------|-------------------------|
| 2008 | Below Average | Average | TBD | Not Met | N/A |
| 2007 | Below Average | At-Risk | N/A | Not Met | N/A |
| 2006 | Below Average | At-Risk | N/A | Not Met | N/A |

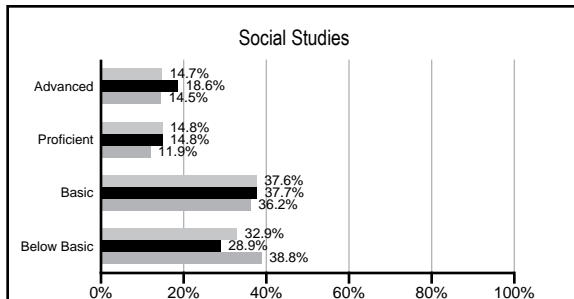
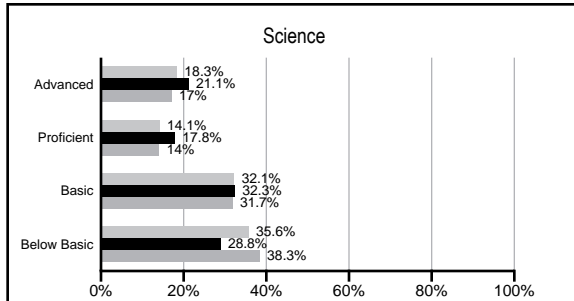
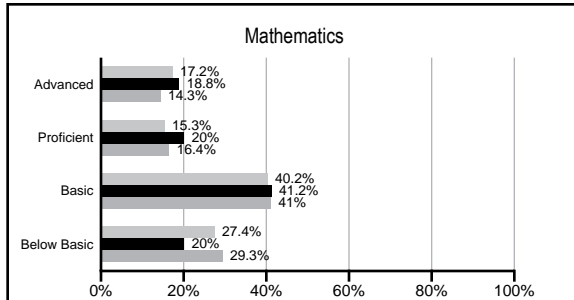
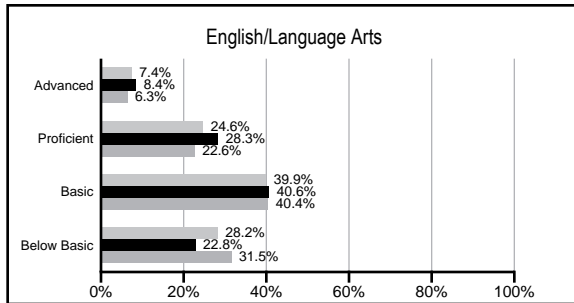
ABSOLUTE RATINGS OF MIDDLE SCHOOLS WITH STUDENTS LIKE OURS*

| EXCELLENT | GOOD | AVERAGE | BELOW AVERAGE | AT-RISK |
|-----------|------|---------|---------------|---------|
| 0 | 2 | 31 | 10 | 1 |

* Ratings are calculated with data available by 03/02/2009. Schools with Students like Ours are Middle Schools with poverty indices of no more than 5% above or below the index for this school.



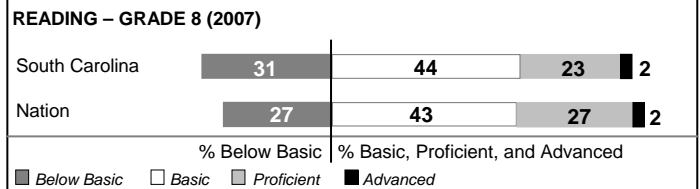
PACT PERFORMANCE

Our School Middle Schools with Students Like Ours Middle schools statewide



NAEP PERFORMANCE*

* Performance reported for SC and nation, data not available at school level. Percentages at NAEP Achievement Levels.



END OF COURSE TESTS - 2008

| % of students scoring 70 or above on: | Our Middle School | Middle Schools with Students Like Ours |
|---------------------------------------|-------------------|--|
| Algebra 1/Math for the Technologies 2 | 100.0% | 98.4% |
| English 1 | 96.2% | 94.0% |
| Physical Science | 0% | 36.0% |
| All Subjects | 98.3% | 97.8% |

SC PERFORMANCE GOAL

2010 Goal:
By 2010, SC's student achievement will be ranked in the top half of the states nationally. To achieve this goal, we must become one of the fastest improving systems in the country.

2020 Goal: TBD

Abbreviations Key

N/A Not Applicable N/AV Not Available N/C Not Collected N/R Not Reported I/S Insufficient Sample TBD To be determined
 NI Newly Identified CSI Continuing School Improvement CA Corrective Action RP Plan to Restructure R Restructure DELAY School Improvement Status HOLD School Improvement Status

H E McCracken Middle [Beaufort County]

SCHOOL PROFILE

| | Our School | Change from Last Year | Middle Schools with Students Like Ours | Median Middle School |
|--|------------|-----------------------|--|----------------------|
| Students (n=1,133) | | | | |
| Students enrolled in high school credit courses (grades 7 & 8) | 12.6% | Up from 4.5% | 27.0% | 19.4% |
| Retention rate | 1.0% | Up from 0.8% | 2.0% | 1.8% |
| Attendance rate | 96.6% | Up from 96.1% | 96.0% | 95.8% |
| Eligible for gifted and talented | 20.8% | Up from 18.3% | 20.8% | 15.3% |
| With disabilities other than speech | 9.8% | Up from 8.7% | 11.4% | 12.9% |
| Out-of-school suspensions or expulsions for violent &/or criminal offenses | 2.3% | Up from 2.1% | 0.9% | 0.7% |
| Annual dropout rate | 0.0% | Down from 0.1% | 0.0% | 0.0% |
| Teachers (n=75) | | | | |
| Teachers with advanced degrees | 53.3% | Up from 53.0% | 57.6% | 55.0% |
| Continuing contract teachers | 60.0% | Up from 54.5% | 74.4% | 70.6% |
| Teachers with emergency or provisional certificates | 8.3% | Down from 8.9% | 3.7% | 5.4% |
| Teachers returning from previous year | 70.4% | Down from 72.3% | 86.7% | 83.4% |
| Teacher attendance rate | 95.7% | Up from 94.1% | 95.0% | 94.9% |
| Average teacher salary | \$45,059 | Up 3.5% | \$45,165 | \$44,706 |
| Classes not taught by highly qualified teachers | 12.7% | Up from 7.7% | 1.4% | 2.9% |
| School | | | | |
| Principal's years at school | 2.0 | Up from 1.0 | 3.0 | 3.0 |
| Student-teacher ratio in core subjects | 20.7 to 1 | Down from 23.3 to 1 | 22.3 to 1 | 20.1 to 1 |
| Prime instructional time | 91.2% | Up from 88.8% | 89.9% | 89.3% |
| Opportunities in the arts | Excellent | Up from Good | Good | Good |
| SACS accreditation | Yes | No Change | Yes | Yes |
| Character development program | Good | Down from Excellent | Good | Good |
| Dollars spent per pupil* | \$6,048 | Up 8.9% | \$6,479 | \$7,097 |
| Percent of expenditures for instruction* | 65.6% | Down from 68.4% | 66.2% | 64.4% |
| Percent of expenditures for teacher salaries* | 63.2% | Down from 64.6% | 60.9% | 59.4% |
| % of AYP objectives met | 62.1% | | 72.4% | 69.0% |

* Prior year audited financial data available.

EVALUATION RESULTS

| | Teachers | Students* | Parents* |
|--|----------|-----------|----------|
| Number of surveys returned | 61 | 288 | 167 |
| Percent satisfied with learning environment | 81.7% | 75.0% | 71.3% |
| Percent satisfied with social and physical environment | 88.5% | 71.6% | 67.1% |
| Percent satisfied with school-home relations | 55.7% | 80.2% | 64.8% |

*Only students at the highest middle school grade level at this school and their parents were included.

REPORT OF PRINCIPAL AND SCHOOL IMPROVEMENT COUNCIL

McCracken Middle School experienced another tremendous year. Our students garnered numerous awards in academics, arts, and athletics. The percent of children being recognized as Junior Scholars was the highest ever, as was the number of children being selected for the Duke Tip program. Additionally, 63 students took the high school Algebra I exit exam. All of these students received high school credit and 25 had perfect scores. Students taking the high school English I course also accomplished remarkable completion rates. Lastly, our MAP scores (Measures of Academic Progress) indicated that our students were "exceeding" expected growth targets. All of this is just a sampling of the academic excellence that occurred at McCracken this year.

On the fields of competition, our athletics teams took numerous first place finishes in our district, with our wrestling team placing 4th in the state. Additionally, many of our students were able to participate in both school and recreation teams. We celebrate all their successes as we continue to provide the best programs available for our children.

Although the housing market has slowed, McCracken continues to celebrate wonderful growth. Numerous students have returned from the private-school setting and families continue to relocate to Bluffton. This growth brings new opportunities for students to soar as we expand the curriculum and offer new classes. Some of the classes for the 2008 – 2009 school year include multimedia production and environmental science. Our after school offerings have increased in variety and size to include remediation, enrichment, and acceleration opportunities. Our school newspaper was born, in addition to active art and environmental clubs. The 2008 – 2009 school year may see the birth of McCracken's first student-published literary magazine. Lastly, our students continued to experience the forefront of technology as they produced numerous podcasts and mastered the safe use of internet resources. All of these activities and so many more allowed our children to enhance their daily lives.

Thank you for your continued support. The partnership we share as parents, community, and school is the secret to the success of all our children. We look forward to another exciting year as we continue to build the very best middle school ever!

With High Regards~

Paula Baughan, SIC Chair
Phillip Shaw, Principal

Comprehensive detail, including definitions of rating, performance criteria, and explanations of status, is available on www.ed.sc.gov and www.eoc.sc.gov as well as school and school district websites.

Printed versions are available from school districts upon request.

Abbreviations Key

N/A Not Applicable N/AV Not Available N/C Not Collected N/R Not Reported I/S Insufficient Sample TBD To be determined
NI Newly Identified CSI Continuing School Improvement CA Corrective Action RP Plan to Restructure R Restructure DELAY School Improvement Status HOLD School Improvement Status