



SC Annual School Report Card Summary

Hilton Head Island Middle
Beaufort County

Grades: 6-8

Enrollment: 900

Principal: Sherry DeSimone

Superintendent: Dr. Valerie Truesdale

Board Chair: Fred Washington

PERFORMANCE

Comprehensive detail, including definitions of ratings, performance criteria, and explanations of status, is available on www.ed.sc.gov and www.eoc.sc.gov as well as school and school district websites. Printed versions are available from school districts upon request.

YEAR	ABSOLUTE RATING	GROWTH RATING	PALMETTO GOLD/SILVER AWARD	AYP STATUS	NCLB IMPROVEMENT STATUS
2008	Below Average	Average	TBD	Not Met	N/A
2007	Below Average	At-Risk	N/A	Not Met	N/A
2006	Average	Below Average	N/A	Not Met	N/A

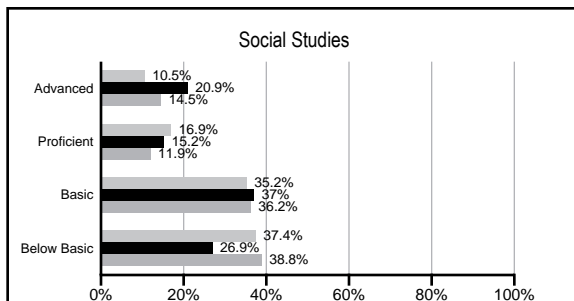
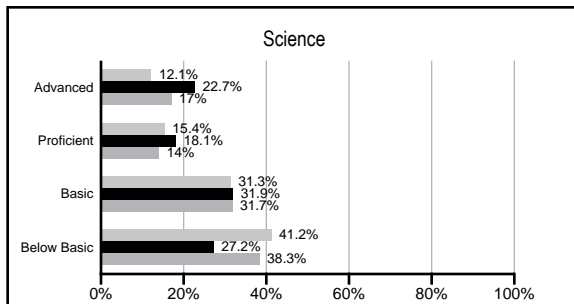
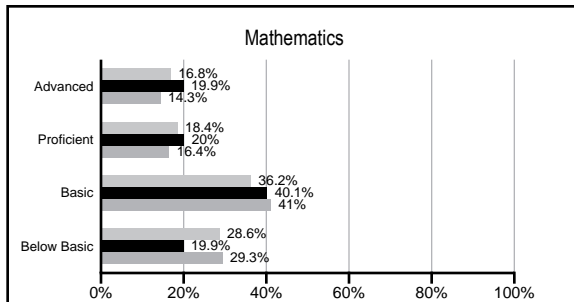
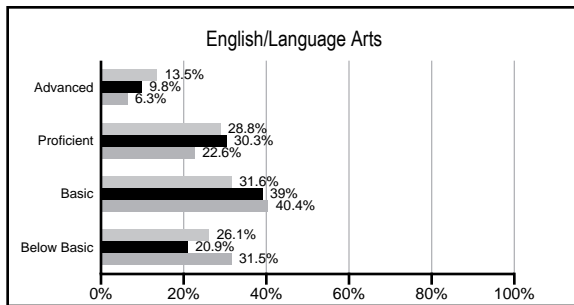
ABSOLUTE RATINGS OF MIDDLE SCHOOLS WITH STUDENTS LIKE OURS*

EXCELLENT	GOOD	AVERAGE	BELOW AVERAGE	AT-RISK
0	5	28	4	2

* Ratings are calculated with data available by 03/02/2009. Schools with Students like Ours are Middle Schools with poverty indices of no more than 5% above or below the index for this school.

PACT PERFORMANCE


Our School Middle Schools with Students Like Ours Middle schools statewide




NAEP PERFORMANCE*

* Performance reported for SC and nation, data not available at school level. Percentages at NAEP Achievement Levels.

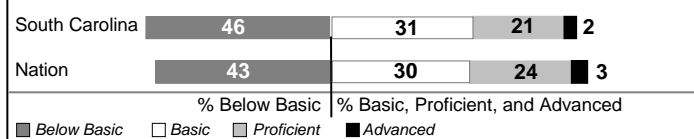
READING - GRADE 8 (2007)



MATH - GRADE 8 (2007)



SCIENCE - GRADE 8 (2005)



END OF COURSE TESTS - 2008

% of students scoring 70 or above on:	Our Middle School	Middle Schools with Students Like Ours
Algebra 1/Math for the Technologies 2	100.0%	96.9%
English 1	100.0%	92.8%
Physical Science	0%	23.8%
All Subjects	100.0%	96.5%

SC PERFORMANCE GOAL

2010 Goal:

By 2010, SC's student achievement will be ranked in the top half of the states nationally. To achieve this goal, we must become one of the fastest improving systems in the country.

2020 Goal: TBD

Abbreviations Key

N/A Not Applicable N/AV Not Available N/C Not Collected N/R Not Reported I/S Insufficient Sample TBD To be determined
NI Newly Identified CSI Continuing School Improvement CA Corrective Action RP Plan to Restructure R Restructure DELAY School Improvement Status HOLD School Improvement Status

Hilton Head Island Middle [Beaufort County]

SCHOOL PROFILE

	Our School	Change from Last Year	Middle Schools with Students Like Ours	Median Middle School
Students (n=900)				
Students enrolled in high school credit courses (grades 7 & 8)	24.1%	Up from 17.9%	30.1%	19.4%
Retention rate	2.2%	Down from 3.1%	1.6%	1.8%
Attendance rate	96.3%	Up from 95.9%	96.3%	95.8%
Eligible for gifted and talented	22.9%	Up from 22.2%	26.3%	15.3%
With disabilities other than speech	12.1%	Up from 10.6%	11.1%	12.9%
Out-of-school suspensions or expulsions for violent &/or criminal offenses	6.7%	Up from 1.0%	1.0%	0.7%
Annual dropout rate	0.0%	No Change	0.0%	0.0%
Teachers (n=67)				
Teachers with advanced degrees	70.1%	Up from 69.0%	59.7%	55.0%
Continuing contract teachers	74.6%	Up from 70.4%	75.4%	70.6%
Teachers with emergency or provisional certificates	1.7%	Up from 0.0%	3.6%	5.4%
Teachers returning from previous year	86.1%	Up from 83.6%	85.0%	83.4%
Teacher attendance rate	95.8%	Up from 95.2%	95.3%	94.9%
Average teacher salary	\$50,755	Up 3.0%	\$46,811	\$44,706
Classes not taught by highly qualified teachers	1.9%	Down from 10.2%	1.4%	2.9%
School				
Principal's years at school	4.0	Up from 3.0	4.0	3.0
Student-teacher ratio in core subjects	18.6 to 1	Down from 21.5 to 1	22.0 to 1	20.1 to 1
Prime instructional time	90.8%	Up from 89.6%	90.2%	89.3%
Opportunities in the arts	Excellent	No Change	Good	Good
SACS accreditation	Yes	No Change	Yes	Yes
Character development program	Excellent	No Change	Good	Good
Dollars spent per pupil*	\$7,176	Down 1.2%	\$6,432	\$7,097
Percent of expenditures for instruction*	69.6%	Down from 69.7%	66.8%	64.4%
Percent of expenditures for teacher salaries*	68.1%	Up from 68.0%	62.5%	59.4%
% of AYP objectives met	65.5%		76.2%	69.0%

* Prior year audited financial data available.

EVALUATION RESULTS

	Teachers	Students*	Parents*
Number of surveys returned	62	258	182
Percent satisfied with learning environment	88.7%	71.7%	73.7%
Percent satisfied with social and physical environment	85.2%	74.0%	71.0%
Percent satisfied with school-home relations	88.1%	88.0%	76.3%

*Only students at the highest middle school grade level at this school and their parents were included.

REPORT OF PRINCIPAL AND SCHOOL IMPROVEMENT COUNCIL

The faculty and staff spent the first days teaching all students the procedures, policies, and expectations of HHIMS in Stingray 101. We plan to enhance this in the fall with the Positive Behavior Intervention System.

Our MAP scores show gains in all academic areas and give us insight to improved PACT scores. Our ESOL students continue to grow and become proficient in English. We excelled in both academics and athletics. We had 36 Jr. Scholars, 60 students recognized as Stellar Stingrays, and 143 students were enrolled in multiple high school credit courses. Sixty students were involved in the Strive Program, setting life and academic goals, meeting with mentors, and building character.

Our Academic Pep Rally has become a great tradition to celebrate students with perfect attendance, no tardies, making honor roll, meeting character standards, meeting Measure of Academic Progress (MAP) goals, and winning science awards. We used the 212 degree campaign to encourage students and staff to go the extra degree in all aspects of their school experience. We showcased our students many talents in our 1st annual Extra Degree Talent Show.

Our students brought home many trophies and awards this year by participating in Speech Team, Chess Club, Model United Nations Team, Band, Orchestra, Chorus, and many sports teams. For the second year in a row, one of our 8th graders was the Beaufort County District winner for the Lt. Governor's Writing Award. Many of our students were recognized by many local organizations and rewarded by our community.

We inducted 60 8th graders into the National Junior Honor Society. Our Fine Arts Department highlighted student talent during the Spring Art Show, drama productions, and musical performances. Students overwhelmingly (91%) reported that they feel safe at school and feel the teachers challenge them in all of their classes. We do recognize that middle school is a time that students can be bullied. In the fall we are excited to bring "Challenge Day" to our 8th grade class and all teachers and staff. We feel this program will assist our student leaders and staff to better address this serious topic.

Our business partnerships continue to flourish. We have support from many local and regional businesses. Providing lunches, materials, time, energy, talents, and scholarships for students to attend the Washington DC field trip are just a few of the resources that our community members provide us. We have several community members and parents that volunteer their time to mentor and tutor our students.

We are excited to implement the IB-Middle Years Programme at HHIMS. Teachers will be involved in professional development throughout the year to better deliver and differentiate the curriculum. Our staff continues to build relationships with all of our students in hopes to connect students to their learning. Our outstanding PTA, SIC, and Sports Booster Club continue to support all of our efforts. These groups, along with the many parents involved, make our school a wonderful and

Comprehensive detail, including definitions of rating, performance criteria, and explanations of status, is available on www.ed.sc.gov and www.eoc.sc.gov as well as school and school district websites.

Printed versions are available from school districts upon request.

Abbreviations Key

N/A Not Applicable N/AV Not Available N/C Not Collected N/R Not Reported I/S Insufficient Sample TBD To be determined
NI Newly Identified CSI Continuing School Improvement CA Corrective Action RP Plan to Restructure R Restructure DELAY School Improvement Status HOLD School Improvement Status