



SC Annual School Report Card Summary

McCormick Elementary
Marion Two
Grades: 3-5
Principal: Becky Ford
Superintendent: Dr. Nathaniel Miller
Board Chair: Elizabeth Hammond

Enrollment: 415

PERFORMANCE

Comprehensive detail, including definitions of ratings, performance criteria, and explanations of status, is available on www.ed.sc.gov and www.eoc.sc.gov as well as school and school district websites. Printed versions are available from school districts upon request.

YEAR	ABSOLUTE RATING	GROWTH RATING	PALMETTO GOLD/SILVER AWARD	AYP STATUS	NCLB IMPROVEMENT STATUS
2008	Below Average	Good	TBD	Not Met	N/A
2007	At-Risk	Below Average	N/A	Not Met	N/A
2006	Below Average	Below Average	N/A	Not Met	CA

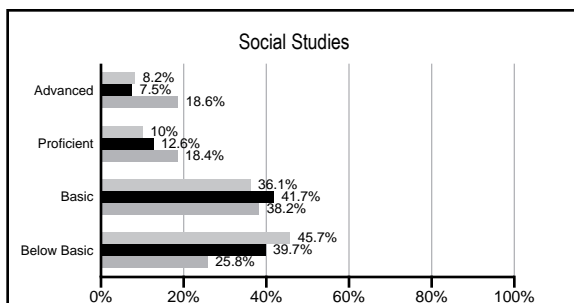
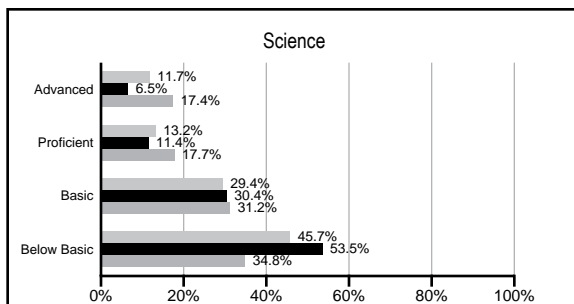
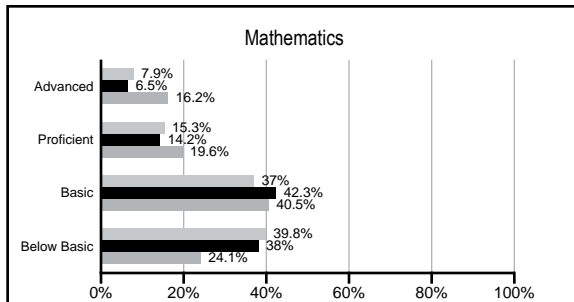
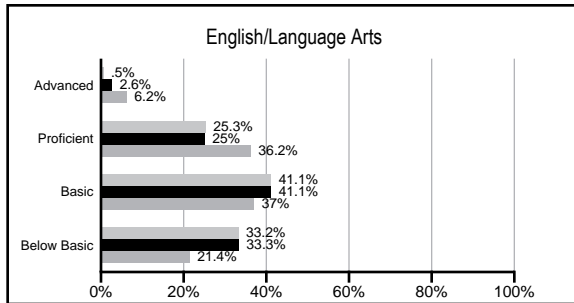
ABSOLUTE RATINGS OF ELEMENTARY SCHOOLS WITH STUDENTS LIKE OURS*

EXCELLENT	GOOD	AVERAGE	BELOW AVERAGE	AT-RISK
0	1	11	56	58

* Ratings are calculated with data available by 02/17/2009. Schools with Students like Ours are Elementary Schools with poverty indices of no more than 5% above or below the index for this school.

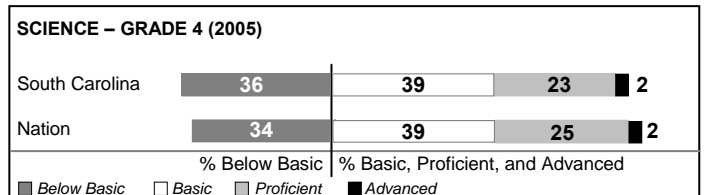

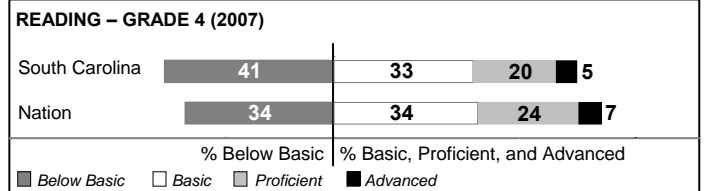
PACT PERFORMANCE

Our School
 Elementary Schools with Students Like Ours
 Elementary schools statewide



NAEP PERFORMANCE*

* Performance reported for SC and nation, data not available at school level. Percentages at NAEP Achievement Levels.



SC PERFORMANCE GOAL

2010 Goal:

By 2010, SC's student achievement will be ranked in the top half of the states nationally. To achieve this goal, we must become one of the fastest improving systems in the country.

2020 Goal: TBD

Abbreviations Key

N/A Not Applicable N/AV Not Available N/C Not Collected N/R Not Reported I/S Insufficient Sample TBD To be determined
 NI Newly Identified CSI Continuing School Improvement CA Corrective Action RP Plan to Restructure R Restructure DELAY School Improvement Status HOLD School Improvement Status

McCormick Elementary [Marion Two]

SCHOOL PROFILE

	Our School	Change from Last Year	Elementary Schools with Students Like Ours	Median Elementary School
Students (n=415)				
Retention rate	0.7%	Up from 0.5%	3.1%	2.3%
Attendance rate	95.6%	Down from 95.9%	96.0%	96.3%
Eligible for gifted and talented	6.3%	Up from 4.5%	2.9%	10.4%
With disabilities other than speech	15.1%	Up from 9.7%	7.8%	7.5%
Out-of-school suspensions or expulsions for violent &/or criminal offenses	1.2%	Up from 0.0%	0.0%	0.0%
Teachers (n=27)				
Teachers with advanced degrees	48.1%	Up from 36.0%	54.5%	56.7%
Continuing contract teachers	81.5%	Down from 92.0%	69.0%	77.3%
Teachers with emergency or provisional certificates	7.7%	Up from 0.0%	0.0%	0.0%
Teachers returning from previous year	85.6%	Up from 83.7%	82.6%	86.4%
Teacher attendance rate	95.5%	Down from 97.3%	95.0%	94.9%
Average teacher salary	\$43,519	Up 6.5%	\$43,876	\$45,345
Classes not taught by highly qualified teachers	0.0%	No Change	1.0%	0.0%
School				
Principal's years at school	2.0	Up from 1.0	3.0	4.0
Student-teacher ratio in core subjects	20.2 to 1	Down from 22.1 to 1	16.6 to 1	18.5 to 1
Prime instructional time	89.6%	Down from 92.0%	89.4%	89.8%
Opportunities in the arts	Good	No Change	Good	Good
SACS accreditation	Yes	No Change	Yes	Yes
Character development program	Good	No Change	Excellent	Excellent
Dollars spent per pupil*	\$5,727	Down 31.8%	\$8,172	\$7,052
Percent of expenditures for instruction*	71.1%	Up from 70.3%	68.5%	69.1%
Percent of expenditures for teacher salaries*	67.5%	Up from 63.2%	61.0%	64.2%
% of AYP objectives met	81.0%		69.2%	85.7%

* Prior year audited financial data available.

EVALUATION RESULTS

	Teachers	Students*	Parents*
Number of surveys returned	16	123	87
Percent satisfied with learning environment	100.0%	86.2%	88.2%
Percent satisfied with social and physical environment	100.0%	91.0%	80.5%
Percent satisfied with school-home relations	75.0%	89.3%	86.0%

*Only students at the highest elementary school grade level at this school and their parents were included.

REPORT OF PRINCIPAL AND SCHOOL IMPROVEMENT COUNCIL

The 2007-2008 school year has been another year full of many wonderful happenings and accomplishments. We continue to emphasize character building, academic growth, and developing good relationships with families and the community.

For our character education program, we emphasized the following traits through messages on our morning show and our classroom guidance program: responsibility, truthfulness, trustworthiness, active listening, cooperation, caring, integrity, respect, problem solving, effort, perseverance, and common sense. Students were able to demonstrate their understanding of these traits by participating in several community-service projects, including Relay for Life, Pennies for Patients, St. Jude's Math-A-Thon, and a canned food drive. Students were recognized for making good choices by the Terrific Kids program, our positive referral program, and our citizenship program. We decreased our number of negative discipline referrals by 22%. We credit this success to several initiatives, including our school-wide expectations (Safe and Civil Schools) and forming good relationships with our parents.

Our staff development focus this year was differentiating our instruction and collaborative planning. We completed a book study and participated in several sessions to develop strategies that were later incorporated into our lessons. We also used the data from our MAP testing to assist us with grouping students during "RIT" time.

Our parent and community involvement increased this year. Through our SIC, we planned and enjoyed our first Family Skate Night at our local skating rink. We had over 400 students and family members in attendance. The SIC also planned and implemented our second annual Title I Family PACT night. Our PTO donated a popcorn popper to use at academic and good character celebrations and also donated an electric keyboard to use in our music classes. Over 150 visitors attended and enjoyed our PTO sponsored Field Day.

Because of our parents, students, staff, volunteers, and community working together, our school is a great place to learn!

Rebecca P. Ford, Principal
Sherry Shuler, SIC Chair

Comprehensive detail, including definitions of rating, performance criteria, and explanations of status, is available on www.ed.sc.gov and www.eoc.sc.gov as well as school and school district websites.

Printed versions are available from school districts upon request.

Abbreviations Key

N/A Not Applicable N/AV Not Available N/C Not Collected N/R Not Reported I/S Insufficient Sample TBD To be determined
NI Newly Identified CSI Continuing School Improvement CA Corrective Action RP Plan to Restructure R Restructure DELAY School Improvement Status HOLD School Improvement Status