



# SC Annual School Report Card Summary

Congaree Elementary  
 Lexington 2  
 Grades: 2-5 Enrollment: 425  
 Principal: Jeff Becker  
 Superintendent: Dr. Venus Holland  
 Board Chair: Beth Branham

## PERFORMANCE

Comprehensive detail, including definitions of ratings, performance criteria, and explanations of status, is available on [www.ed.sc.gov](http://www.ed.sc.gov) and [www.eoc.sc.gov](http://www.eoc.sc.gov) as well as school and school district websites. Printed versions are available from school districts upon request.

YEAR	ABSOLUTE RATING	GROWTH RATING	PALMETTO GOLD/SILVER AWARD	AYP STATUS	NCLB IMPROVEMENT STATUS
2008	Below Average	Below Average	TBD	Not Met	CSI
2007	Below Average	Below Average	Silver	Not Met	NI
2006	Average	Good	N/A	Not Met	N/A

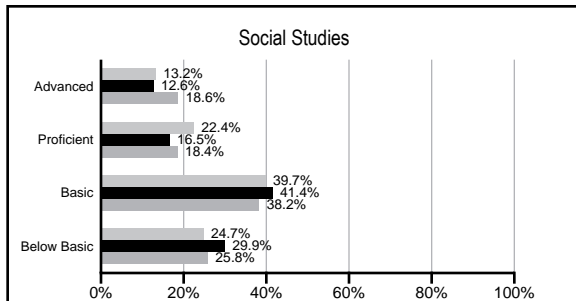
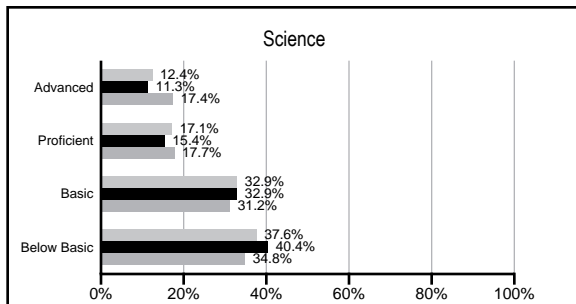
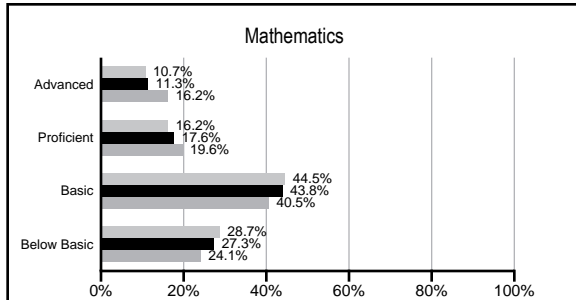
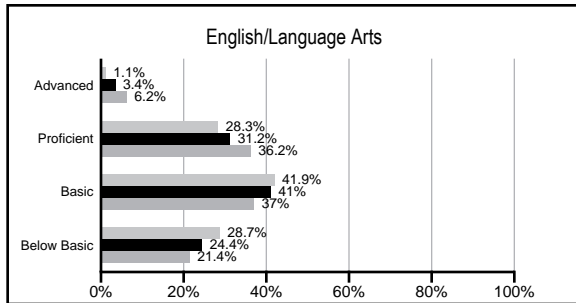
## ABSOLUTE RATINGS OF ELEMENTARY SCHOOLS WITH STUDENTS LIKE OURS\*

EXCELLENT	GOOD	AVERAGE	BELOW AVERAGE	AT-RISK
0	1	30	55	3

\* Ratings are calculated with data available by 02/17/2009. Schools with Students like Ours are Elementary Schools with poverty indices of no more than 5% above or below the index for this school.

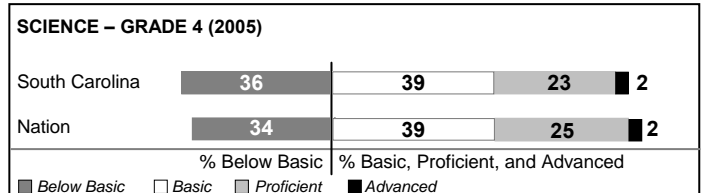

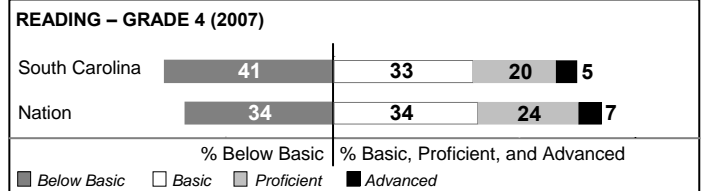
## PACT PERFORMANCE

Our School Elementary Schools with Students Like Ours Elementary schools statewide



## NAEP PERFORMANCE\*

\* Performance reported for SC and nation, data not available at school level. Percentages at NAEP Achievement Levels.



## SC PERFORMANCE GOAL

2010 Goal:  
 By 2010, SC's student achievement will be ranked in the top half of the states nationally. To achieve this goal, we must become one of the fastest improving systems in the country.

2020 Goal: TBD

### Abbreviations Key

N/A Not Applicable N/AV Not Available N/C Not Collected N/R Not Reported I/S Insufficient Sample TBD To be determined  
 NI Newly Identified CSI Continuing School Improvement CA Corrective Action RP Plan to Restructure R Restructure DELAY School Improvement Status HOLD School Improvement Status

# Congaree Elementary [Lexington 2]

## SCHOOL PROFILE

	Our School	Change from Last Year	Elementary Schools with Students Like Ours	Median Elementary School
<b>Students (n=425)</b>				
Retention rate	2.1%	Down from 3.2%	2.9%	2.3%
Attendance rate	95.0%	Down from 95.2%	96.0%	96.3%
Eligible for gifted and talented	11.3%	Down from 12.2%	8.0%	10.4%
With disabilities other than speech	14.7%	Up from 14.2%	9.0%	7.5%
Out-of-school suspensions or expulsions for violent &/or criminal offenses	0.7%	Up from 0.0%	0.0%	0.0%
<b>Teachers (n=29)</b>				
Teachers with advanced degrees	69.0%	Down from 71.9%	54.5%	56.7%
Continuing contract teachers	75.9%	Down from 78.1%	78.2%	77.3%
Teachers with emergency or provisional certificates	0.0%	No Change	0.0%	0.0%
Teachers returning from previous year	87.4%	Up from 86.8%	86.3%	86.4%
Teacher attendance rate	94.0%	Down from 95.3%	94.7%	94.9%
Average teacher salary	\$47,059	Up 2.0%	\$45,014	\$45,345
Classes not taught by highly qualified teachers	5.9%	Up from 0.0%	0.0%	0.0%
<b>School</b>				
Principal's years at school	1.0	Up from 0.0	4.0	4.0
Student-teacher ratio in core subjects	18.9 to 1	Up from 17.4 to 1	18.3 to 1	18.5 to 1
Prime instructional time	87.9%	Down from 89.8%	88.9%	89.8%
Opportunities in the arts	Good	No Change	Good	Good
SACS accreditation	Yes	No Change	Yes	Yes
Character development program	Excellent	No Change	Excellent	Excellent
Dollars spent per pupil*	\$7,473	Down 6.9%	\$7,296	\$7,052
Percent of expenditures for instruction*	72.3%	Up from 70.8%	68.4%	69.1%
Percent of expenditures for teacher salaries*	70.1%	Up from 67.4%	63.5%	64.2%
% of AYP objectives met	61.9%		81.0%	85.7%

\* Prior year audited financial data available.

## EVALUATION RESULTS

	Teachers	Students*	Parents*
Number of surveys returned	29	101	109
Percent satisfied with learning environment	96.6%	88.0%	83.8%
Percent satisfied with social and physical environment	96.6%	87.0%	87.9%
Percent satisfied with school-home relations	82.8%	91.0%	83.8%

\*Only students at the highest elementary school grade level at this school and their parents were included.

## REPORT OF PRINCIPAL AND SCHOOL IMPROVEMENT COUNCIL

Congaree Elementary School is a public, rural elementary school located southeast of the Columbia Metropolitan Airport in South Congaree, a community of approximately 2,500 residents. The school first opened in 1959 and, today, serves 415 students in the 2nd–5th grades. Congaree Elementary School has been fully accredited through SACS since 1971. Our school motto shares the feeling one gets upon entering the building: "At Congaree, Our Character Always Counts!"

With new building administration, the school has seen some change over the past year. New initiatives this school year include purchasing nearly 600 new books for the Media Center, adding computers to the media center and classrooms, and adding LCD projectors and document cameras for classroom teacher use. We began using Compass Learning to assist students with reading and math skills. We initiated a SMART (Start Making A Reader Today) Room for 2nd graders to help these students improve their reading skills. A comprehensive after-school tutoring program combined direct instruction with computerized assistance to supplement underperforming students. The school leadership team began following the professional learning community model as a way of looking at learning, best practice, and staff development. During this past spring, we began looking at a new means of classroom management through drama and tableaux.

Our School Improvement Council and Parent Teacher Organization actively support the teaching and learning at Congaree Elementary school through various projects. The PTO purchased new curtains for our stage, sponsored a Family Fun Night, a roller skating night, and a spring dance. Our school raised funds for St. Jude Children's Hospital, Zig the Pig, and over \$3000 for Jump Rope for the American Heart Association. To encourage parent participation and involvement, we hosted a Family Reading Night, a Family Math Night, book fairs, parenting classes, a Veteran's Day celebration, May Day festivities, Grandparents' Week, Author's Tea, and Awards Day. Students participated in character education, Congaree Careers, after-school drama club, after-school Chorus, two after-school writing clubs, and a before-school walking club.

We look forward to great advances in teaching and learning in the upcoming school year through our literacy intervention, RIT band instruction, and added technology. We thank our parents and community members for their constant support for our school.

Jeff Becker, Principal  
Todd Feaster, SIC Chair

Comprehensive detail, including definitions of rating, performance criteria, and explanations of status, is available on [www.ed.sc.gov](http://www.ed.sc.gov) and [www.eoc.sc.gov](http://www.eoc.sc.gov) as well as school and school district websites.

Printed versions are available from school districts upon request.

### Abbreviations Key

N/A Not Applicable N/AV Not Available N/C Not Collected N/R Not Reported I/S Insufficient Sample TBD To be determined  
NI Newly Identified CSI Continuing School Improvement CA Corrective Action RP Plan to Restructure R Restructure DELAY School Improvement Status HOLD School Improvement Status