



# SC Annual School Report Card Summary

**B-C Grammar Number 1 Elementary**  
**Lexington 2**  
**Grades: K-5** Enrollment: 323  
**Principal: Walter Clark**  
**Superintendent: Dr. Venus Holland**  
**Board Chair: Beth Branham**

## PERFORMANCE

Comprehensive detail, including definitions of ratings, performance criteria, and explanations of status, is available on [www.ed.sc.gov](http://www.ed.sc.gov) and [www.eoc.sc.gov](http://www.eoc.sc.gov) as well as school and school district websites. Printed versions are available from school districts upon request.

| YEAR | ABSOLUTE RATING | GROWTH RATING | PALMETTO GOLD/SILVER AWARD | AYP STATUS | NCLB IMPROVEMENT STATUS |
|------|-----------------|---------------|----------------------------|------------|-------------------------|
| 2008 | Average         | Below Average | TBD                        | Not Met    | N/A                     |
| 2007 | Average         | Below Average | N/A                        | Not Met    | N/A                     |
| 2006 | Good            | Average       | N/A                        | Met        | N/A                     |

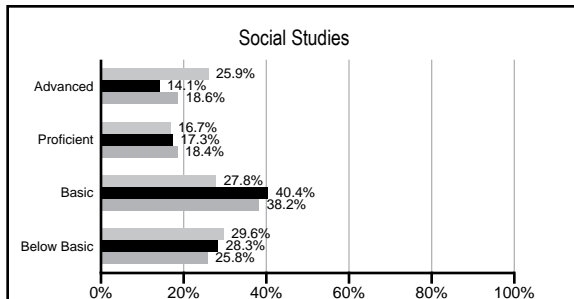
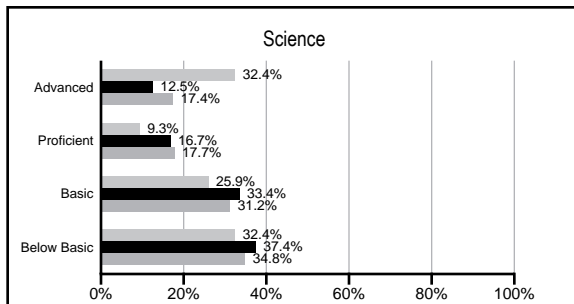
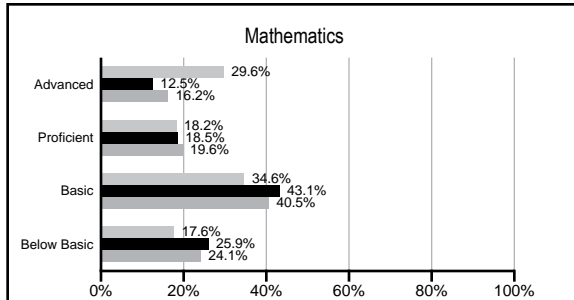
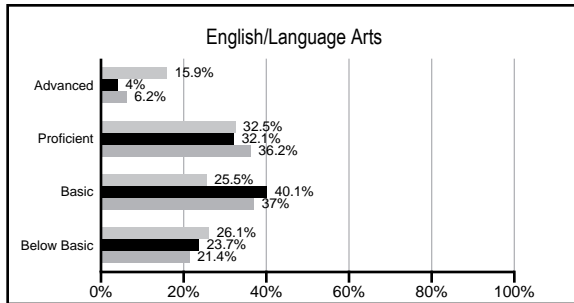
## ABSOLUTE RATINGS OF ELEMENTARY SCHOOLS WITH STUDENTS LIKE OURS\*

| EXCELLENT | GOOD | AVERAGE | BELOW AVERAGE | AT-RISK |
|-----------|------|---------|---------------|---------|
| 0         | 2    | 35      | 47            | 1       |

\* Ratings are calculated with data available by 02/17/2009. Schools with Students like Ours are Elementary Schools with poverty indices of no more than 5% above or below the index for this school.

## PACT PERFORMANCE

Our School
  Elementary Schools with Students Like Ours
  Elementary schools statewide



## NAEP PERFORMANCE\*

\* Performance reported for SC and nation, data not available at school level. Percentages at NAEP Achievement Levels.



## SC PERFORMANCE GOAL

2010 Goal:

*By 2010, SC's student achievement will be ranked in the top half of the states nationally. To achieve this goal, we must become one of the fastest improving systems in the country.*

2020 Goal: TBD

### Abbreviations Key

N/A Not Applicable N/AV Not Available N/C Not Collected N/R Not Reported I/S Insufficient Sample TBD To be determined  
 NI Newly Identified CSI Continuing School Improvement CA Corrective Action RP Plan to Restructure R Restructure DELAY School Improvement Status HOLD School Improvement Status

# B-C Grammar Number 1 Elementary [Lexington 2]

## SCHOOL PROFILE

|  | Our School | Change from Last Year | Elementary Schools with Students Like Ours | Median Elementary School |
|--|------------|-----------------------|--|--------------------------|
| <b>Students (n=323)</b>  |            |                       |  |                          |
| Retention rate   | 2.8%       | Up from 0.6%          | 2.9%                                       | 2.3%                     |
| Attendance rate  | 96.6%      | Up from 96.2%         | 96.1%                                      | 96.3%                    |
| Eligible for gifted and talented   | 30.6%      | Down from 32.4%       | 8.9%                                       | 10.4%                    |
| With disabilities other than speech  | 6.0%       | Down from 8.4%        | 9.0%                                       | 7.5%                     |
| Out-of-school suspensions or expulsions for violent &/or criminal offenses | 0.0%       | No Change             | 0.0%                                       | 0.0%                     |
| <b>Teachers (n=28)</b>   |            |                       |  |                          |
| Teachers with advanced degrees   | 71.4%      | Up from 67.9%         | 56.2%                                      | 56.7%                    |
| Continuing contract teachers   | 92.9%      | Up from 82.1%         | 79.4%                                      | 77.3%                    |
| Teachers with emergency or provisional certificates                        | 0.0%       | No Change             | 0.0%                                       | 0.0%                     |
| Teachers returning from previous year                                      | 90.4%      | Up from 89.0%         | 86.9%                                      | 86.4%                    |
| Teacher attendance rate  | 94.7%      | Up from 94.5%         | 94.9%                                      | 94.9%                    |
| Average teacher salary   | \$49,305   | Up 5.0%               | \$45,408                                   | \$45,345                 |
| Classes not taught by highly qualified teachers                            | 0.0%       | Down from 3.6%        | 0.0%                                       | 0.0%                     |
| <b>School</b>  |            |                       |  |                          |
| Principal's years at school  | 2.0        | Up from 1.0           | 4.0  | 4.0                      |
| Student-teacher ratio in core subjects                                     | 16.6 to 1  | Up from 15.7 to 1     | 18.4 to 1                                  | 18.5 to 1                |
| Prime instructional time   | 90.3%      | Up from 89.5%         | 89.4%                                      | 89.8%                    |
| Opportunities in the arts  | Good       | No Change             | Good                                       | Good                     |
| SACS accreditation   | Yes        | No Change             | Yes  | Yes                      |
| Character development program  | Excellent  | Up from Good          | Excellent                                  | Excellent                |
| Dollars spent per pupil*   | \$8,914    | Down 0.2%             | \$7,234                                    | \$7,052                  |
| Percent of expenditures for instruction*                                   | 70.2%      | Up from 69.1%         | 68.3%                                      | 69.1%                    |
| Percent of expenditures for teacher salaries*                              | 68.8%      | Up from 67.5%         | 63.5%                                      | 64.2%                    |
| % of AYP objectives met  | 88.2%      |                       | 84.6%                                      | 85.7%                    |

\* Prior year audited financial data available.

## EVALUATION RESULTS

|  | Teachers | Students* | Parents* |
|--|----------|-----------|----------|
| Number of surveys returned                             | 28       | 42        | 30       |
| Percent satisfied with learning environment            | 96.4%    | 95.2%     | 90.0%    |
| Percent satisfied with social and physical environment | 96.4%    | 95.2%     | 90.0%    |
| Percent satisfied with school-home relations           | 89.3%    | 95.2%     | 89.3%    |

\*Only students at the highest elementary school grade level at this school and their parents were included.

## REPORT OF PRINCIPAL AND SCHOOL IMPROVEMENT COUNCIL

At B-C Grammar No.1 School, we teach more than subjects; we teach children. We recognize students as individuals with unique intellectual, social, and physical abilities. We cultivate these abilities through a rich and varied educational experience. Our approach to teaching has become results-based, and we have emphasized improving instruction through collaborative efforts during professional development, shared decision making, RESULTS team meetings, and common grade level planning time. Our school motto is "Learning Today, Knowing Tomorrow." We believe that what students learn today will prepare them for success tomorrow.

Highlights of the 2007-2008 school year include record attendance at PTA/Curriculum Nights, the successful implementation of a new program for first and second-grade students called STARS (Students That Are Reading Successfully), and ACTS (A Chance To Succeed) for students in grades three, four, and five. Other new programs include Morning Focus Groups for students in grades three, four, and five; E.M.P.H.A.A.S.I.S. (Educators Mentoring Parents & Helping African American Students Succeed in Society); and the WCPDM (West Columbia Police Department Mentoring Program). The success we experienced this year would not have been possible without the continued support of our parents, SIC, PTA, faculty, staff, and school community.

B-C No. 1 is a magnet school for the OASIS Academy, a full-day academically accelerated program for selected students who qualify for state gifted and talented services. We have one class at each grade, 3 - 5. Within the OASIS program, we offer an exciting array of different types and levels of enrichment activities for students. It strives to identify and develop each child's gifts and talents by creating opportunities for accelerated growth. This program challenges the most gifted students, using existing resources. We have a full-time assistant principal, a full-time guidance counselor, a full-time nurse, a school-based mental health counselor, and a First Steps worker. We have five teachers who are National Board certified. Our Teacher of the Year is Dee Murph. Our Staff Person of the Year is Paulette Keaton.

Walter Clark, Principal  
Paula Watts, SIC-Chair Person

Comprehensive detail, including definitions of rating, performance criteria, and explanations of status, is available on [www.ed.sc.gov](http://www.ed.sc.gov) and [www.eoc.sc.gov](http://www.eoc.sc.gov) as well as school and school district websites.

Printed versions are available from school districts upon request.

### Abbreviations Key

N/A Not Applicable N/AV Not Available N/C Not Collected N/R Not Reported I/S Insufficient Sample TBD To be determined

NI Newly Identified CSI Continuing School Improvement CA Corrective Action RP Plan to Restructure R Restructure DELAY School Improvement Status HOLD School Improvement Status