



SC Annual School Report Card Summary

Pleasant Hill Elementary
 Lexington 1
 Grades: K-5 Enrollment: 772
 Principal: Margaret B. Mitchum
 Superintendent: Dr. Karen C. Woodward
 Board Chair: G. Edwin Harmon, Ph.D.

PERFORMANCE

Comprehensive detail, including definitions of ratings, performance criteria, and explanations of status, is available on www.ed.sc.gov and www.eoc.sc.gov as well as school and school district websites. Printed versions are available from school districts upon request.

| YEAR | ABSOLUTE RATING | GROWTH RATING | PALMETTO GOLD/SILVER AWARD | AYP STATUS | NCLB IMPROVEMENT STATUS |
|------|-----------------|---------------|----------------------------|------------|-------------------------|
| 2008 | Good | Below Average | TBD | Met | N/A |
| 2007 | Good | Below Average | N/A | Not Met | N/A |
| 2006 | N/A | N/A | N/A | N/A | N/A |

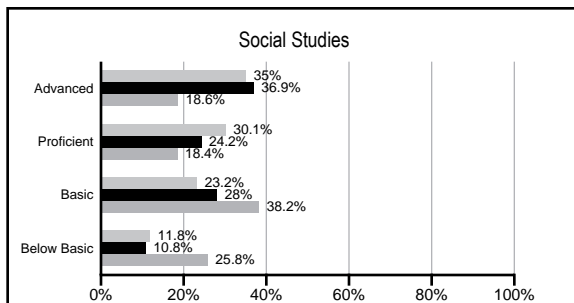
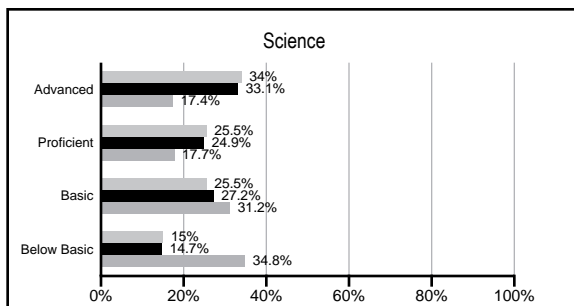
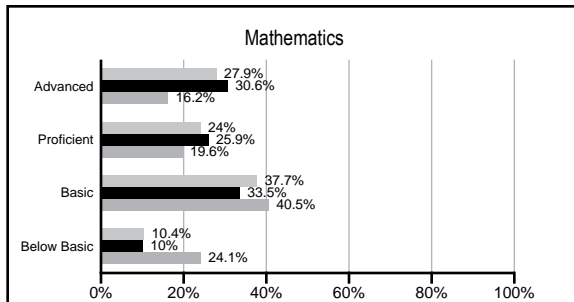
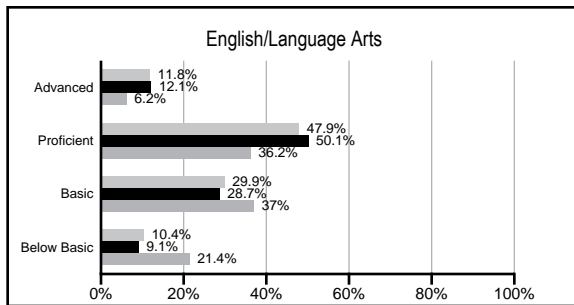
ABSOLUTE RATINGS OF ELEMENTARY SCHOOLS WITH STUDENTS LIKE OURS*

| EXCELLENT | GOOD | AVERAGE | BELOW AVERAGE | AT-RISK |
|-----------|------|---------|---------------|---------|
| 4 | 17 | 2 | 0 | 0 |

* Ratings are calculated with data available by 02/17/2009. Schools with Students like Ours are Elementary Schools with poverty indices of no more than 5% above or below the index for this school.

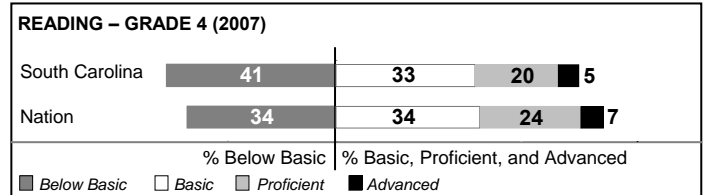
PACT PERFORMANCE

Our School
 Elementary Schools with Students Like Ours
 Elementary schools statewide



NAEP PERFORMANCE*

* Performance reported for SC and nation, data not available at school level. Percentages at NAEP Achievement Levels.



SC PERFORMANCE GOAL

2010 Goal:

By 2010, SC's student achievement will be ranked in the top half of the states nationally. To achieve this goal, we must become one of the fastest improving systems in the country.

2020 Goal: TBD

Abbreviations Key

N/A Not Applicable N/AV Not Available N/C Not Collected N/R Not Reported I/S Insufficient Sample TBD To be determined
 NI Newly Identified CSI Continuing School Improvement CA Corrective Action RP Plan to Restructure R Restructure DELAY School Improvement Status HOLD School Improvement Status

Pleasant Hill Elementary [Lexington 1]

SCHOOL PROFILE

| | Our School | Change from Last Year | Elementary Schools with Students Like Ours | Median Elementary School |
|--|------------|-----------------------|--|--------------------------|
| Students (n=772) | | | | |
| Retention rate | 0.9% | Up from 0.6% | 1.0% | 2.3% |
| Attendance rate | 96.6% | Up from 96.2% | 97.0% | 96.3% |
| Eligible for gifted and talented | 22.3% | Down from 23.6% | 25.9% | 10.4% |
| With disabilities other than speech | 4.7% | Down from 4.8% | 6.2% | 7.5% |
| Out-of-school suspensions or expulsions for violent &/or criminal offenses | 0.0% | No Change | 0.0% | 0.0% |
| Teachers (n=50) | | | | |
| Teachers with advanced degrees | 58.0% | Down from 58.5% | 59.0% | 56.7% |
| Continuing contract teachers | 72.0% | Up from 70.7% | 83.1% | 77.3% |
| Teachers with emergency or provisional certificates | 0.0% | No Change | 0.0% | 0.0% |
| Teachers returning from previous year | N/A | N/A | 88.7% | 86.4% |
| Teacher attendance rate | 95.4% | Down from 96.9% | 95.0% | 94.9% |
| Average teacher salary | \$42,892 | Up 5.5% | \$46,707 | \$45,345 |
| Classes not taught by highly qualified teachers | 0.0% | No Change | 0.0% | 0.0% |
| School | | | | |
| Principal's years at school | 2.0 | Up from 1.0 | 3.3 | 4.0 |
| Student-teacher ratio in core subjects | 21.7 to 1 | Down from 22.0 to 1 | 19.4 to 1 | 18.5 to 1 |
| Prime instructional time | 91.5% | Down from 92.2% | 90.4% | 89.8% |
| Opportunities in the arts | Good | No Change | Good | Good |
| SACS accreditation | Yes | No Change | Yes | Yes |
| Character development program | Excellent | Up from Good | Excellent | Excellent |
| Dollars spent per pupil* | \$6,615 | N/A | \$6,650 | \$7,052 |
| Percent of expenditures for instruction* | 63.3% | N/A | 73.3% | 69.1% |
| Percent of expenditures for teacher salaries* | 56.7% | N/A | 67.9% | 64.2% |
| % of AYP objectives met | 100.0% | | 88.2% | 85.7% |

* Prior year audited financial data available.

EVALUATION RESULTS

| | Teachers | Students* | Parents* |
|--|----------|-----------|----------|
| Number of surveys returned | 44 | 105 | 75 |
| Percent satisfied with learning environment | 97.7% | 94.3% | 95.9% |
| Percent satisfied with social and physical environment | 100.0% | 92.3% | 96.0% |
| Percent satisfied with school-home relations | 100.0% | 90.5% | 97.3% |

*Only students at the highest elementary school grade level at this school and their parents were included.

REPORT OF PRINCIPAL AND SCHOOL IMPROVEMENT COUNCIL

Pleasant Hill Elementary School's second year was full of achievement and accomplishments. As we prepared and honored every student, our mission and vision guided our efforts.

Our staff participated in many professional development opportunities, including technology workshops and instructional study groups. Teachers collaborated, analyzed student data, and developed appropriate instructional strategies.

The PTA and School Improvement Council played major roles in supporting our learning community. The PTA provided funding for field studies, professional development, and classroom materials. It also sponsored safety workshops and "Parents as Learners" workshops. Our SIC worked with other Lexington One SICs and encouraged our legislators to reform Act 388. Through the SIC's "Leave a Legacy" initiative, we planted palm trees, crepe myrtles, and willow oaks along our school's driveway. The SIC was instrumental in the creation of our School Improvement Plan.

Our community's businesses, churches, and residents reached out to our school and provided assistance with instructional materials and landscaping. Golden State Foods provided 100 book bags filled with school supplies for students. The students gave back to the Lexington community as they honored local veterans, made placemats for a local retirement center, shared artwork with local businesses, wrote letters to soldiers in Iraq, and participated in a mini-marathon to benefit students with cleft palates.

We continued several initiatives this year that enhanced the students' physical and academic growth, including our Morning Fitness Club and Sunrise Stars. Our Spanish Partial Immersion program expanded to first grade. New initiatives included sending "pawsitive" postcards, study buddies, and the "Stand Up Against Bullies" program.

PHES integrates technology across the curriculum. Teachers utilize SMARTBoard interactive whiteboards, laptops, document/digital cameras, and LCD projectors. Students and teachers benefit from the amplification system installed in every classroom. Our technology integration specialist trains teachers in the implementation of technology. The Lex-Connect online tool and the new SchoolMessenger telephone calling system strengthen home-to-school communication.

One challenge we face is responding to the diverse needs of our students. To better serve our students, we plan to expand our mentoring program. Another challenge is responding to the rapid growth in our attendance area. This year, we will add even more portable classrooms to our site to accommodate our growing student population.

Together, our staff, parents, and community members will continue to focus on high expectations for all students as we serve them in a safe and family-friendly school.

Margaret B. Mitchum, Principal
Gwen Morris, SIC Chair

Comprehensive detail, including definitions of rating, performance criteria, and explanations of status, is available on www.ed.sc.gov and www.eoc.sc.gov as well as school and school district websites.

Printed versions are available from school districts upon request.

Abbreviations Key

N/A Not Applicable N/AV Not Available N/C Not Collected N/R Not Reported I/S Insufficient Sample TBD To be determined

NI Newly Identified CSI Continuing School Improvement CA Corrective Action RP Plan to Restructure R Restructure DELAY School Improvement Status HOLD School Improvement Status