



SC Annual School Report Card Summary

Saxe Gotha Elementary
Lexington 1

Grades: PK-5

Enrollment: 749

Principal: Charles S. Cavileer

Superintendent: Dr. Karen C. Woodward

Board Chair: G. Edwin Harmon, Ph.D.

PERFORMANCE

Comprehensive detail, including definitions of ratings, performance criteria, and explanations of status, is available on www.ed.sc.gov and www.eoc.sc.gov as well as school and school district websites. Printed versions are available from school districts upon request.

YEAR	ABSOLUTE RATING	GROWTH RATING	PALMETTO GOLD/SILVER AWARD	AYP STATUS	NCLB IMPROVEMENT STATUS
2008	Average	Average	TBD	Not Met	CA
2007	Average	Below Average	Silver	Not Met	CSI
2006	Good	Good	Silver	Not Met	NI

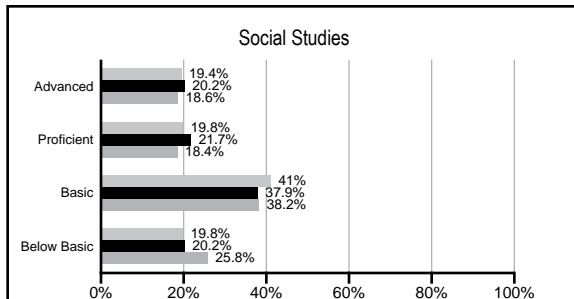
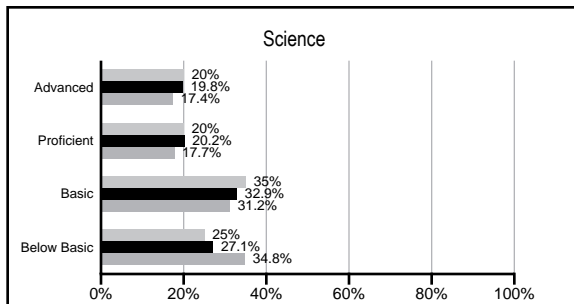
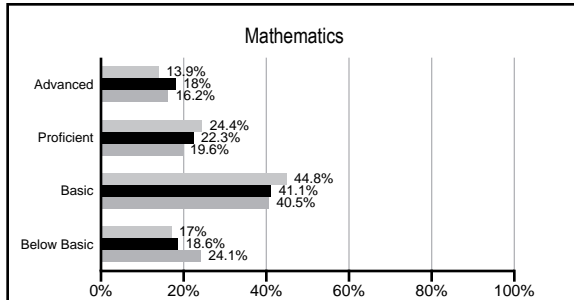
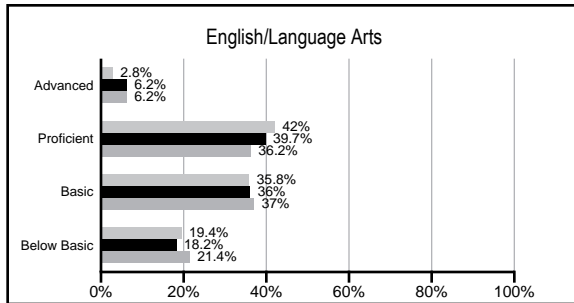
ABSOLUTE RATINGS OF ELEMENTARY SCHOOLS WITH STUDENTS LIKE OURS*

EXCELLENT	GOOD	AVERAGE	BELOW AVERAGE	AT-RISK
0	15	59	5	1

* Ratings are calculated with data available by 02/17/2009. Schools with Students like Ours are Elementary Schools with poverty indices of no more than 5% above or below the index for this school.

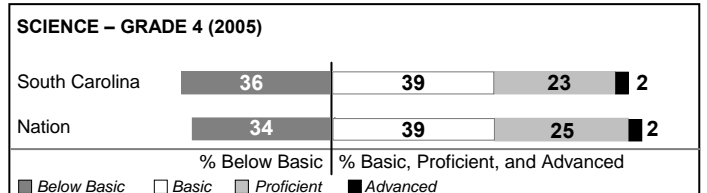

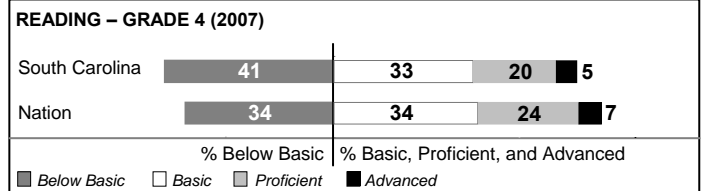
PACT PERFORMANCE

Our School
 Elementary Schools with Students Like Ours
 Elementary schools statewide



NAEP PERFORMANCE*

* Performance reported for SC and nation, data not available at school level. Percentages at NAEP Achievement Levels.



SC PERFORMANCE GOAL

2010 Goal:

By 2010, SC's student achievement will be ranked in the top half of the states nationally. To achieve this goal, we must become one of the fastest improving systems in the country.

2020 Goal: TBD

Abbreviations Key

N/A Not Applicable N/AV Not Available N/C Not Collected N/R Not Reported I/S Insufficient Sample TBD To be determined
NI Newly Identified CSI Continuing School Improvement CA Corrective Action RP Plan to Restructure R Restructure DELAY School Improvement Status HOLD School Improvement Status

Saxe Gotha Elementary [Lexington 1]

SCHOOL PROFILE

	Our School	Change from Last Year	Elementary Schools with Students Like Ours	Median Elementary School
Students (n=749)				
Retention rate	1.5%	Down from 2.2%	2.3%	2.3%
Attendance rate	95.2%	Up from 94.5%	96.3%	96.3%
Eligible for gifted and talented	11.0%	Down from 12.6%	12.0%	10.4%
With disabilities other than speech	10.6%	Up from 10.3%	8.3%	7.5%
Out-of-school suspensions or expulsions for violent &/or criminal offenses	0.5%	Up from 0.2%	0.0%	0.0%
Teachers (n=58)				
Teachers with advanced degrees	53.4%	Up from 50.7%	56.6%	56.7%
Continuing contract teachers	60.3%	Down from 65.7%	79.7%	77.3%
Teachers with emergency or provisional certificates	0.0%	No Change	0.0%	0.0%
Teachers returning from previous year	81.4%	Down from 85.6%	87.7%	86.4%
Teacher attendance rate	96.2%	Up from 95.5%	95.2%	94.9%
Average teacher salary	\$43,284	Up 3.0%	\$45,384	\$45,345
Classes not taught by highly qualified teachers	1.6%	Down from 4.6%	0.0%	0.0%
School				
Principal's years at school	1.0	Down from 2.0	3.0	4.0
Student-teacher ratio in core subjects	18.2 to 1	Down from 20.8 to 1	18.8 to 1	18.5 to 1
Prime instructional time	90.1%	Up from 88.6%	90.1%	89.8%
Opportunities in the arts	Good	No Change	Good	Good
SACS accreditation	Yes	No Change	Yes	Yes
Character development program	Excellent	No Change	Excellent	Excellent
Dollars spent per pupil*	\$6,610	Down 4.5%	\$6,606	\$7,052
Percent of expenditures for instruction*	72.4%	No Change	69.0%	69.1%
Percent of expenditures for teacher salaries*	69.6%	Down from 69.8%	65.3%	64.2%
% of AYP objectives met	81.0%		88.2%	85.7%

* Prior year audited financial data available.

EVALUATION RESULTS

	Teachers	Students*	Parents*
Number of surveys returned	30	113	80
Percent satisfied with learning environment	100.0%	94.7%	87.3%
Percent satisfied with social and physical environment	100.0%	92.9%	92.3%
Percent satisfied with school-home relations	90.0%	96.5%	82.3%

*Only students at the highest elementary school grade level at this school and their parents were included.

REPORT OF PRINCIPAL AND SCHOOL IMPROVEMENT COUNCIL

Saxe Gotha Elementary is a Title I school in Lexington County School District One with a rich tradition of success. Our school serves as a learning hub and gathering place for the children and families of our community. SGES is accredited by the Southern Association of Colleges and Schools (SACS).

We are working toward developing stronger parental involvement, improving the rate of student attendance, reducing the frequency of inappropriate behaviors, and increasing student achievement. We believe that these challenges can best be addressed by creating a Professional Learning Community (PLC) and working collaboratively to set high expectations, monitor data, and adjust practices.

The academic program at SGES focuses on early literacy and essential mathematical concepts. The teachers use benchmark assessments such as Measures of Academic Progress, Running Records and Dynamic Indicators of Basic Early Literacy Skills to document student progress and make decisions about differentiating the type, frequency, and style of instruction.

SGES continues to achieve positive results from its implementation of a Response to Intervention model that identifies students who struggle to meet academic demands and matches them with a targeted, research-based supplementary literacy program.

The learning environment at SGES has benefited from a strong commitment to a Positive Behavior Interventions and Support initiative. Students are recognized for demonstrating safe, respectful, and responsible behaviors with "Star Bucks." They can redeem these for prizes or participation in fun activities.

An active and supportive PTO sponsors student incentives, teacher recognition, and parent education programs. The school supports and participates in events such as Relay For Life, Walk for MS, Jump Rope For Heart, and Family Fun Nights, which have academic and social benefits for our students.

With a common commitment and vision for excellence, the students, parents, employees, and community ensure that SGES continues to be a place of vibrant learning, where every student is a "Shining Star in a Galaxy of Excellence."

Charles Cavileer, Principal
Sharon Barkley, SIC Chair

Comprehensive detail, including definitions of rating, performance criteria, and explanations of status, is available on www.ed.sc.gov and www.eoc.sc.gov as well as school and school district websites.

Printed versions are available from school districts upon request.

Abbreviations Key

N/A Not Applicable N/AV Not Available N/C Not Collected N/R Not Reported I/S Insufficient Sample TBD To be determined

NI Newly Identified CSI Continuing School Improvement CA Corrective Action RP Plan to Restructure R Restructure DELAY School Improvement Status HOLD School Improvement Status