



# SC Annual School Report Card Summary

**Oak Grove Elementary**  
**Lexington 1**  
**Grades: PK-5** Enrollment: 598  
**Principal: Devona L. Price**  
**Superintendent: Dr. Karen C. Woodward**  
**Board Chair: G. Edwin Harmon, Ph.D.**

## PERFORMANCE

Comprehensive detail, including definitions of ratings, performance criteria, and explanations of status, is available on [www.ed.sc.gov](http://www.ed.sc.gov) and [www.eoc.sc.gov](http://www.eoc.sc.gov) as well as school and school district websites. Printed versions are available from school districts upon request.

YEAR	ABSOLUTE RATING	GROWTH RATING	PALMETTO GOLD/SILVER AWARD	AYP STATUS	NCLB IMPROVEMENT STATUS
2008	Good	Good	TBD	Met	N/A
2007	Good	Below Average	Silver	Met	N/A
2006	Good	Good	N/A	Met	N/A

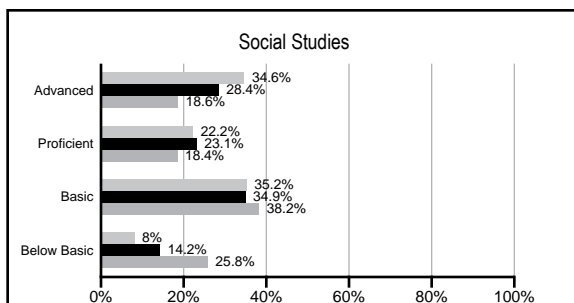
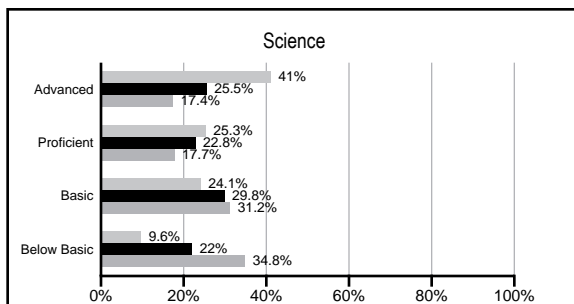
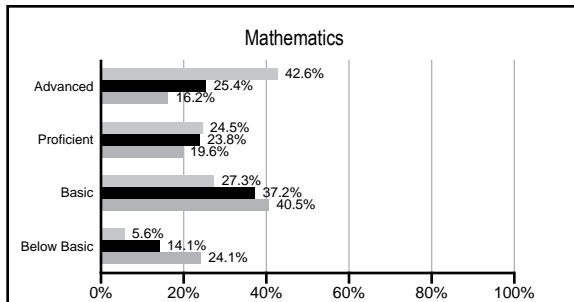
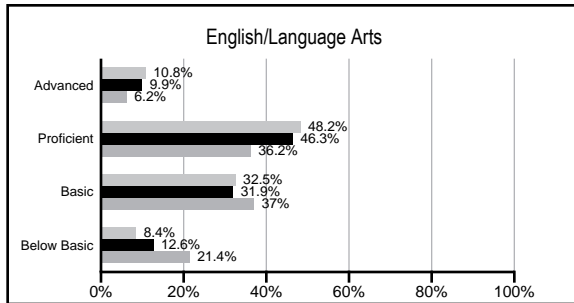
## ABSOLUTE RATINGS OF ELEMENTARY SCHOOLS WITH STUDENTS LIKE OURS\*

EXCELLENT	GOOD	AVERAGE	BELOW AVERAGE	AT-RISK
7	21	20	2	0

\* Ratings are calculated with data available by 02/17/2009. Schools with Students like Ours are Elementary Schools with poverty indices of no more than 5% above or below the index for this school.

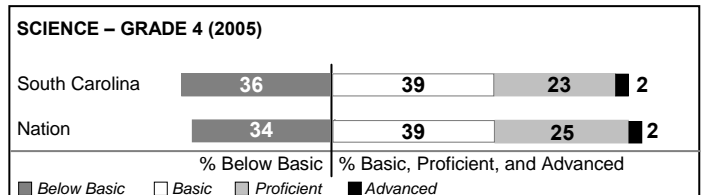

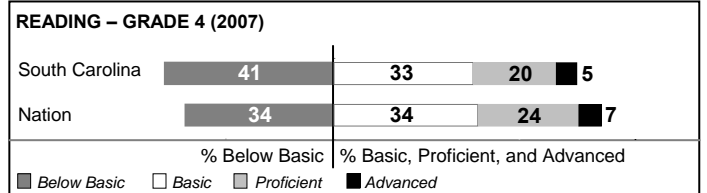
## PACT PERFORMANCE

Our School
  Elementary Schools with Students Like Ours
  Elementary schools statewide



## NAEP PERFORMANCE\*

\* Performance reported for SC and nation, data not available at school level. Percentages at NAEP Achievement Levels.



## SC PERFORMANCE GOAL

2010 Goal:

*By 2010, SC's student achievement will be ranked in the top half of the states nationally. To achieve this goal, we must become one of the fastest improving systems in the country.*

2020 Goal: TBD

### Abbreviations Key

N/A Not Applicable N/AV Not Available N/C Not Collected N/R Not Reported I/S Insufficient Sample TBD To be determined  
 NI Newly Identified CSI Continuing School Improvement CA Corrective Action RP Plan to Restructure R Restructure DELAY School Improvement Status HOLD School Improvement Status

# Oak Grove Elementary [Lexington 1]

## SCHOOL PROFILE

	Our School	Change from Last Year	Elementary Schools with Students Like Ours	Median Elementary School
<b>Students (n=598)</b>				
Retention rate	1.2%	Down from 1.6%	1.6%	2.3%
Attendance rate	96.3%	No Change	96.7%	96.3%
Eligible for gifted and talented	22.3%	Up from 18.7%	18.8%	10.4%
With disabilities other than speech	5.4%	Down from 7.7%	6.8%	7.5%
Out-of-school suspensions or expulsions for violent &/or criminal offenses	0.0%	No Change	0.0%	0.0%
<b>Teachers (n=44)</b>				
Teachers with advanced degrees	63.6%	Down from 68.2%	59.4%	56.7%
Continuing contract teachers	72.7%	Down from 84.1%	79.6%	77.3%
Teachers with emergency or provisional certificates	0.0%	No Change	0.0%	0.0%
Teachers returning from previous year	85.7%	Up from 78.5%	87.7%	86.4%
Teacher attendance rate	94.8%	Up from 93.3%	95.2%	94.9%
Average teacher salary	\$47,434	Up 2.5%	\$46,348	\$45,345
Classes not taught by highly qualified teachers	0.0%	Down from 3.5%	0.0%	0.0%
<b>School</b>				
Principal's years at school	1.0	Down from 4.0	3.0	4.0
Student-teacher ratio in core subjects	20.2 to 1	Up from 19.3 to 1	20.4 to 1	18.5 to 1
Prime instructional time	89.6%	Up from 88.2%	90.3%	89.8%
Opportunities in the arts	Excellent	No Change	Good	Good
SACS accreditation	Yes	No Change	Yes	Yes
Character development program	Good	No Change	Excellent	Excellent
Dollars spent per pupil*	\$8,411	Down 15.5%	\$6,609	\$7,052
Percent of expenditures for instruction*	70.8%	No Change	70.6%	69.1%
Percent of expenditures for teacher salaries*	73.6%	Up from 69.0%	66.6%	64.2%
% of AYP objectives met	100.0%		92.0%	85.7%

\* Prior year audited financial data available.

## EVALUATION RESULTS

	Teachers	Students*	Parents*
Number of surveys returned	45	87	83
Percent satisfied with learning environment	97.8%	97.7%	89.0%
Percent satisfied with social and physical environment	100.0%	94.3%	92.7%
Percent satisfied with school-home relations	100.0%	95.3%	88.6%

\*Only students at the highest elementary school grade level at this school and their parents were included.

## REPORT OF PRINCIPAL AND SCHOOL IMPROVEMENT COUNCIL

Oak Grove Elementary has worked very hard this year to show our Patriot Pride. We implemented a new Positive Behavior Support system for students that showcased student pride, respect, independent learning, dependability, and effort. We recognized students for exhibiting these characteristics. Each week these students could win a certificate, a small prize, and a positive telephone call home. Students loved trying to earn a Patriot Pride card as they learned to model these behaviors for one another.

We were also very fortunate this year to move into our new kindergarten wing and multi-purpose room. The PTA helped support this renovation project by purchasing wonderful picnic tables, benches, and mulch for our outdoor classroom. We hope to continue to improve this area to make it an inviting learning environment.

Many teachers have worked hard this year writing grants for innovative ways to improve instruction. The Michelin Golden Apple Teacher and the Mid-Carolina Electric Cooperative Bright Ideas are just two of the grants the teachers received.

Students kept busy with service-learning projects, such as a Food Drive for Lexington Interfaith Community Services and a balloon release that raised money for Relay For Life.

Parents have been actively involved with our school through the school PTA and SIC. The PTA sponsored a very successful Fall Festival and Literacy Night this year.

Family Math and Science Night, Piggly Wiggly Night, parenting workshops, and our Winter Arts Festival were just a few of the activities that kept our families and community actively involved at OGES.

While OGES succeeded at many things this year, one of our greatest challenges during the 2007–2008 school year was the continued growth in student population and the ongoing need to improve interventions for the very diverse academic and social needs of our students. We continued to improve our intervention model for assisting students. As a result, the Education Oversight Committee again recognized our school with a Closing the Achievement Gap award.

We are proud of our accomplishments this year at OGES. It is through our dedicated support system of parents, students, staff, and community that we continue to flourish and to strive for excellence in all that we do.

Devona L. Price, Principal  
John D. Ogle, SIC Chair

Comprehensive detail, including definitions of rating, performance criteria, and explanations of status, is available on [www.ed.sc.gov](http://www.ed.sc.gov) and [www.eoc.sc.gov](http://www.eoc.sc.gov) as well as school and school district websites.

Printed versions are available from school districts upon request.

### Abbreviations Key

N/A Not Applicable N/AV Not Available N/C Not Collected N/R Not Reported I/S Insufficient Sample TBD To be determined

NI Newly Identified CSI Continuing School Improvement CA Corrective Action RP Plan to Restructure R Restructure DELAY School Improvement Status HOLD School Improvement Status