



SC Annual School Report Card Summary

Lexington Elementary
 Lexington 1
 Grades: PK-5 Enrollment: 950
 Principal: Ruth J. Rish
 Superintendent: Dr. Karen C. Woodward
 Board Chair: G. Edwin Harmon, Ph.D.

PERFORMANCE

Comprehensive detail, including definitions of ratings, performance criteria, and explanations of status, is available on www.ed.sc.gov and www.eoc.sc.gov as well as school and school district websites. Printed versions are available from school districts upon request.

YEAR	ABSOLUTE RATING	GROWTH RATING	PALMETTO GOLD/SILVER AWARD	AYP STATUS	NCLB IMPROVEMENT STATUS
2008	Good	At-Risk	TBD	Not Met	N/A
2007	Good	At-Risk	Gold	Not Met	N/A
2006	Excellent	Average	N/A	Met	N/A

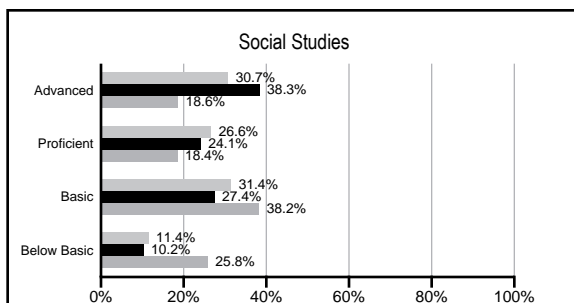
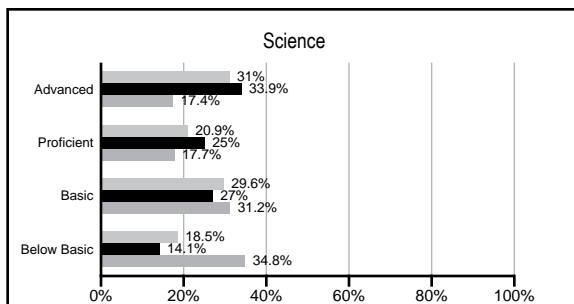
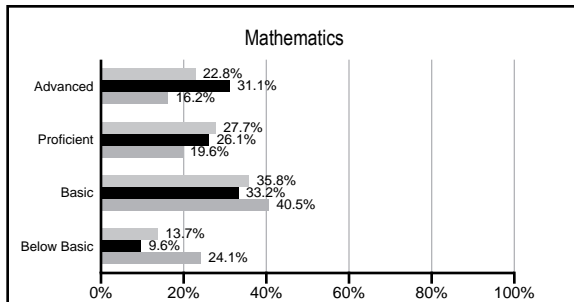
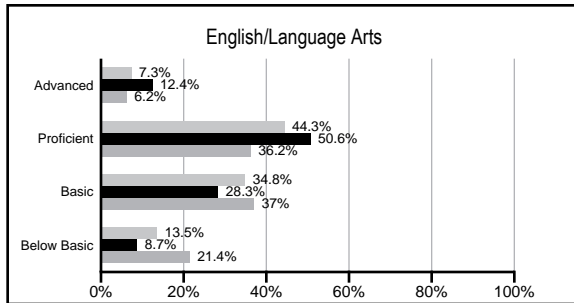
ABSOLUTE RATINGS OF ELEMENTARY SCHOOLS WITH STUDENTS LIKE OURS*

EXCELLENT	GOOD	AVERAGE	BELOW AVERAGE	AT-RISK
6	16	2	0	0

* Ratings are calculated with data available by 02/17/2009. Schools with Students like Ours are Elementary Schools with poverty indices of no more than 5% above or below the index for this school.


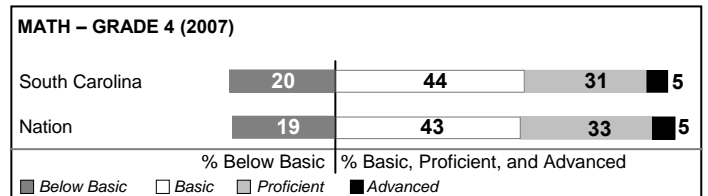

PACT PERFORMANCE

Our School
 Elementary Schools with Students Like Ours
 Elementary schools statewide



NAEP PERFORMANCE*

* Performance reported for SC and nation, data not available at school level. Percentages at NAEP Achievement Levels.



SC PERFORMANCE GOAL

2010 Goal:
 By 2010, SC's student achievement will be ranked in the top half of the states nationally. To achieve this goal, we must become one of the fastest improving systems in the country.

2020 Goal: TBD

Abbreviations Key

N/A Not Applicable N/AV Not Available N/C Not Collected N/R Not Reported I/S Insufficient Sample TBD To be determined
 NI Newly Identified CSI Continuing School Improvement CA Corrective Action RP Plan to Restructure R Restructure DELAY School Improvement Status HOLD School Improvement Status

Lexington Elementary [Lexington 1]

SCHOOL PROFILE

	Our School	Change from Last Year	Elementary Schools with Students Like Ours	Median Elementary School
Students (n=950)				
Retention rate	0.6%	No Change	1.0%	2.3%
Attendance rate	96.5%	No Change	97.0%	96.3%
Eligible for gifted and talented	22.0%	Down from 24.3%	27.3%	10.4%
With disabilities other than speech	4.2%	Up from 3.3%	6.4%	7.5%
Out-of-school suspensions or expulsions for violent &/or criminal offenses	0.0%	No Change	0.0%	0.0%
Teachers (n=66)				
Teachers with advanced degrees	56.1%	Down from 56.3%	59.2%	56.7%
Continuing contract teachers	75.8%	Down from 81.3%	83.3%	77.3%
Teachers with emergency or provisional certificates	0.0%	No Change	0.0%	0.0%
Teachers returning from previous year	88.9%	Up from 87.6%	87.7%	86.4%
Teacher attendance rate	93.8%	Down from 94.8%	95.0%	94.9%
Average teacher salary	\$47,194	Up 4.7%	\$46,660	\$45,345
Classes not taught by highly qualified teachers	0.0%	No Change	0.0%	0.0%
School				
Principal's years at school	1.0	Down from 3.0	5.0	4.0
Student-teacher ratio in core subjects	19.5 to 1	Down from 20.1 to 1	19.5 to 1	18.5 to 1
Prime instructional time	89.5%	Down from 90.1%	90.3%	89.8%
Opportunities in the arts	Good	No Change	Good	Good
SACS accreditation	Yes	No Change	Yes	Yes
Character development program	Excellent	No Change	Excellent	Excellent
Dollars spent per pupil*	\$6,436	Up 17.3%	\$6,685	\$7,052
Percent of expenditures for instruction*	72.8%	No Change	72.8%	69.1%
Percent of expenditures for teacher salaries*	70.8%	Down from 71.0%	62.8%	64.2%
% of AYP objectives met	85.7%		88.2%	85.7%

* Prior year audited financial data available.

EVALUATION RESULTS

	Teachers	Students*	Parents*
Number of surveys returned	46	166	107
Percent satisfied with learning environment	95.7%	89.2%	90.6%
Percent satisfied with social and physical environment	91.1%	85.8%	90.5%
Percent satisfied with school-home relations	95.7%	97.0%	89.4%

*Only students at the highest elementary school grade level at this school and their parents were included.

REPORT OF PRINCIPAL AND SCHOOL IMPROVEMENT COUNCIL

Lexington Elementary School is a wonderful community school with a rich heritage of parental involvement and community support. In 2007–2008, almost 1,000 students and 120 full and part-time teachers and staff members called LES home. Due to the large growth in Lexington County School District One, however, part of our attendance area was rezoned this year. Some students will attend New Providence Elementary for the 2008–2009 school year, and our student population will decrease.

LES met 18 of 19 student performance targets set for our school by the No Child Left Behind Act. A data study showed that a barrier to success in mathematics was not fundamental skills, but rather in applying knowledge at higher levels, such as problem solving. We plan to address those needs. We met our school improvement plan goals and maintained our Southern Association of Colleges and Schools accreditation.

Much new technology was installed this year, and this past summer our school was renovated. SMARTBoard interactive whiteboards were installed in classrooms along with video projectors, document cameras, and sound systems. We have continued to implement Balanced Literacy (read alouds, shared reading, guided reading, and independent reading and writing workshops) in our English/language arts program. Our Character Education program focused on Wildcat Pride and emphasized being kind, courteous, considerate, and helpful in all that we say and do.

In addition to a strong academic program, LES has a rich arts program. Two students were accepted into the Grade 5 and 6 District Honors Orchestra. One student was selected for the SC Elementary Honors Choir, and five students were accepted for the District Honors Choir. Four fifth-grade students were selected for the Tri-District Arts Consortium summer program in the areas of voice, creative writing, theater, visual arts, and wind/percussion, while six were named as alternates. Twenty students had artwork selected for display at the Lexington One Winterfest Art exhibit, two students had artwork published in a National Crayola Crayon book, and 20 students had artwork displayed in Lexington Town Hall for Kids Day of Lexington. Ten students' entries advanced to state competition in the SC PTA Reflections Art Competition.

Students also contributed to the Lexington community through service projects. Fifth-grade band and chorus students performed at Deepwood Estates Retirement Home. Students donated more than 600 packages of diapers to benefit the Lexington One Parenting Center and raised more than \$700 of our total \$3,077 school donation to the American Cancer Society's Relay For Life.

The greatest challenges that we face in 2008–2009 are addressing the diverse needs of students through differentiated instruction and academic intervention programs and continuing to recognize and support positive student behavior. We look forward to working together to make LES even stronger in the future!

Ruth Rish, Principal
Julie Washburn and Wendy St. Clair, SIC Co-Chairs

Comprehensive detail, including definitions of rating, performance criteria, and explanations of status, is available on www.ed.sc.gov and www.eoc.sc.gov as well as school and school district websites.

Printed versions are available from school districts upon request.

Abbreviations Key

N/A Not Applicable N/AV Not Available N/C Not Collected N/R Not Reported I/S Insufficient Sample TBD To be determined
NI Newly Identified CSI Continuing School Improvement CA Corrective Action RP Plan to Restructure R Restructure DELAY School Improvement Status HOLD School Improvement Status