



SC Annual School Report Card Summary

Hilton Head Island International Baccalaureate Elementary
Beaufort County

Grades: 1-5

Enrollment: 846

Principal: Jill McAden

Superintendent: Dr. Valerie Truesdale

Board Chair: Fred Washington

PERFORMANCE

Comprehensive detail, including definitions of ratings, performance criteria, and explanations of status, is available on www.ed.sc.gov and www.eoc.sc.gov as well as school and school district websites. Printed versions are available from school districts upon request.

YEAR	ABSOLUTE RATING	GROWTH RATING	PALMETTO GOLD/SILVER AWARD	AYP STATUS	NCLB IMPROVEMENT STATUS
2008	Average	Below Average	TBD	Not Met	N/A
2007	Average	Below Average	N/A	Not Met	N/A
2006	Average	Below Average	N/A	Not Met	N/A

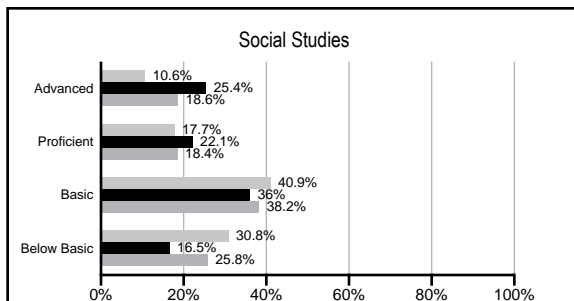
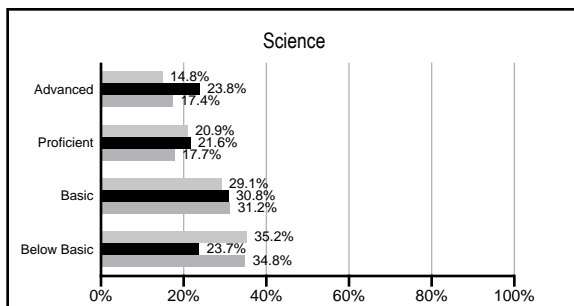
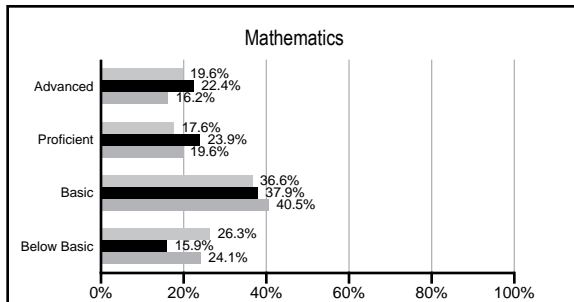
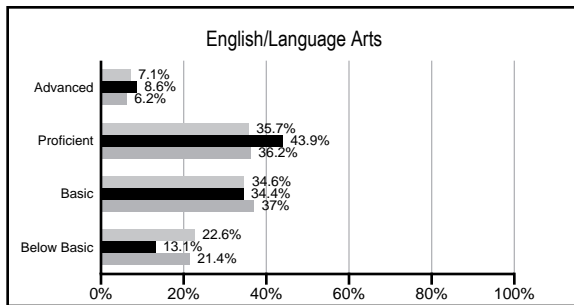
ABSOLUTE RATINGS OF ELEMENTARY SCHOOLS WITH STUDENTS LIKE OURS*

EXCELLENT	GOOD	AVERAGE	BELOW AVERAGE	AT-RISK
4	27	45	1	0

* Ratings are calculated with data available by 02/17/2009. Schools with Students like Ours are Elementary Schools with poverty indices of no more than 5% above or below the index for this school.

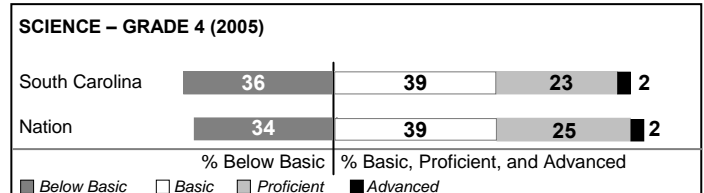
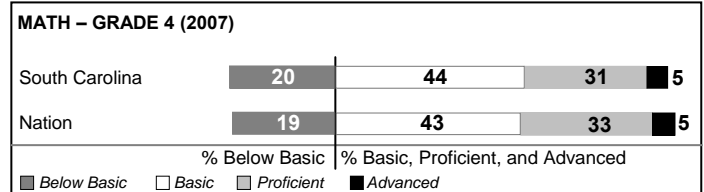
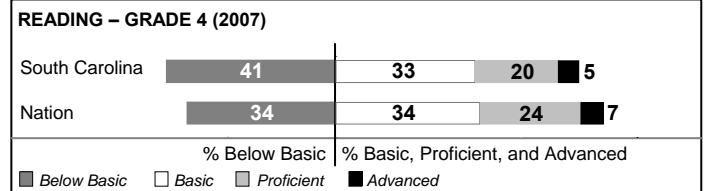
PACT PERFORMANCE

Our School Elementary Schools with Students Like Ours Elementary schools statewide



NAEP PERFORMANCE*

* Performance reported for SC and nation, data not available at school level. Percentages at NAEP Achievement Levels.



SC PERFORMANCE GOAL

2010 Goal:

By 2010, SC's student achievement will be ranked in the top half of the states nationally. To achieve this goal, we must become one of the fastest improving systems in the country.

2020 Goal: TBD

Abbreviations Key

N/A Not Applicable N/AV Not Available N/C Not Collected N/R Not Reported I/S Insufficient Sample TBD To be determined
NI Newly Identified CSI Continuing School Improvement CA Corrective Action RP Plan to Restructure R Restructure DELAY School Improvement Status HOLD School Improvement Status

Hilton Head Island International Baccalaureate Elementary

SCHOOL PROFILE

	Our School	Change from Last Year	Elementary Schools with Students Like Ours	Median Elementary School
Students (n=846)				
Retention rate	1.6%	Up from 0.7%	1.7%	2.3%
Attendance rate	96.8%	Up from 96.7%	96.7%	96.3%
Eligible for gifted and talented	16.3%	Up from 14.6%	17.9%	10.4%
With disabilities other than speech	7.2%	Up from 6.1%	6.4%	7.5%
Out-of-school suspensions or expulsions for violent &/or criminal offenses	0.0%	Down from 0.2%	0.0%	0.0%
Teachers (n=74)				
Teachers with advanced degrees	62.2%	Down from 63.4%	60.7%	56.7%
Continuing contract teachers	74.3%	Down from 76.8%	78.7%	77.3%
Teachers with emergency or provisional certificates	1.5%	Up from 1.4%	0.0%	0.0%
Teachers returning from previous year	N/A	N/A	87.0%	86.4%
Teacher attendance rate	94.1%	Up from 93.9%	95.0%	94.9%
Average teacher salary	\$50,769	Up 6.2%	\$46,853	\$45,345
Classes not taught by highly qualified teachers	2.7%	Up from 0.0%	0.0%	0.0%
School				
Principal's years at school	2.0	Up from 1.0	3.0	4.0
Student-teacher ratio in core subjects	14.7 to 1	Up from 14.3 to 1	19.8 to 1	18.5 to 1
Prime instructional time	90.2%	Up from 89.0%	90.3%	89.8%
Opportunities in the arts	Good	No Change	Good	Good
SACS accreditation	Yes	No Change	Yes	Yes
Character development program	Excellent	No Change	Excellent	Excellent
Dollars spent per pupil*	\$7,835	Up 4.6%	\$6,549	\$7,052
Percent of expenditures for instruction*	70.6%	Down from 71.1%	70.7%	69.1%
Percent of expenditures for teacher salaries*	68.8%	Down from 69.4%	66.9%	64.2%
% of AYP objectives met	65.5%		90.5%	85.7%

* Prior year audited financial data available.

REPORT OF PRINCIPAL AND SCHOOL IMPROVEMENT COUNCIL

Hilton Head International Baccalaureate Elementary school is both large, with over 837 children, and diverse. Thirty percent of our students have limited English proficiency. Forty-eight percent of our students are white, thirty-three percent are Hispanic, and seventeen percent are African American. Forty-three percent of our students are receiving free or reduced-price lunches.

The Primary Years Program guides our students to become inquiring, knowledgeable, and caring young people who help create a better and more peaceful world through intercultural respect and understanding. Making solid growth in student achievement using student data to guide our instruction has become routine practice. We are committed to continuing IB training for teachers to positively impact student achievement.

Our school continues to utilize best practices to enhance student achievement and to promote academic support by providing programs such as Reading Recovery, mentoring, tutoring, and before-school computer labs for our students. In addition, the staff analyzes tests and Measurements of Academic Progress (MAP) data to determine the academic needs of each student.

The 2007-2008 school year was a great year! This year we initiated single-gender boys' and girls' classes in our fifth grade and they were very successful. Plans are underway for 3rd and 4th grade single-gender classes for the 08-09 school year. Our school was very fortunate to have been named as a Red Carpet School by the S.C. Department of Education based upon our positive school and office atmosphere and our attention to the needs of all visitors. We are extremely grateful for the commitment that our staff has made over this year, as well as the PTA, SIC, and community, as we all work together to provide the best educational opportunities for our students and the school.

Jill M. McAden, Principal
Colleen Rzczycki & Todd Rhine, School Improvement Council Chairmen

EVALUATION RESULTS

	Teachers	Students*	Parents*
Number of surveys returned	53	187	140
Percent satisfied with learning environment	79.2%	88.2%	86.1%
Percent satisfied with social and physical environment	86.8%	86.6%	84.8%
Percent satisfied with school-home relations	81.1%	89.3%	80.0%

*Only students at the highest elementary school grade level at this school and their parents were included.

Comprehensive detail, including definitions of rating, performance criteria, and explanations of status, is available on www.ed.sc.gov and www.eoc.sc.gov as well as school and school district websites.

Printed versions are available from school districts upon request.

Abbreviations Key

N/A Not Applicable N/AV Not Available N/C Not Collected N/R Not Reported I/S Insufficient Sample TBD To be determined
NI Newly Identified CSI Continuing School Improvement CA Corrective Action RP Plan to Restructure R Restructure DELAY School Improvement Status HOLD School Improvement Status