



SC Annual School Report Card Summary

Hilton Head Island School For The Creative Arts
 Beaufort County
 Grades: 1-5 Enrollment: 664
 Principal: Gretchen Keefner
 Superintendent: Dr. Valerie Truesdale
 Board Chair: Fred Washington

PERFORMANCE

Comprehensive detail, including definitions of ratings, performance criteria, and explanations of status, is available on www.ed.sc.gov and www.eoc.sc.gov as well as school and school district websites. Printed versions are available from school districts upon request.

YEAR	ABSOLUTE RATING	GROWTH RATING	PALMETTO GOLD/SILVER AWARD	AYP STATUS	NCLB IMPROVEMENT STATUS
2008	Average	Good	TBD	Not Met	N/A
2007	Below Average	Good	N/A	Not Met	N/A
2006	Below Average	Below Average	N/A	Not Met	N/A

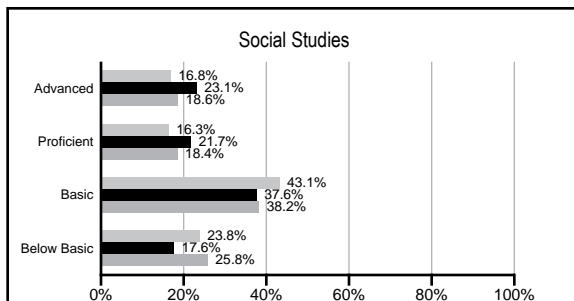
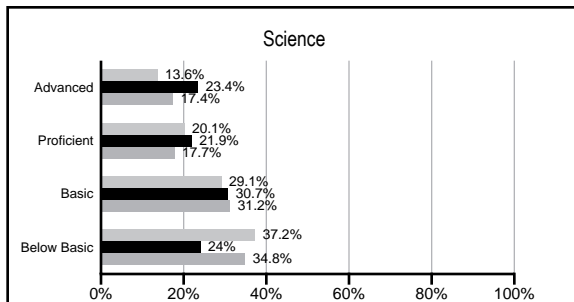
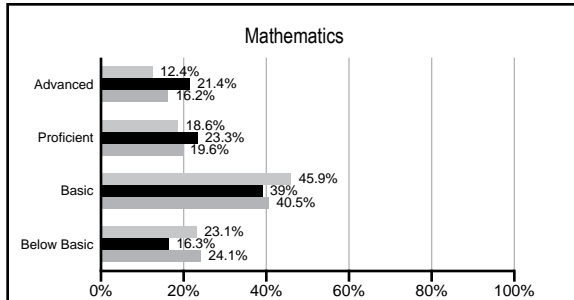
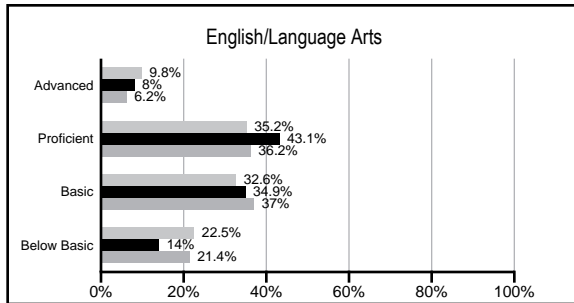
ABSOLUTE RATINGS OF ELEMENTARY SCHOOLS WITH STUDENTS LIKE OURS*

EXCELLENT	GOOD	AVERAGE	BELOW AVERAGE	AT-RISK
2	33	55	3	0

* Ratings are calculated with data available by 02/17/2009. Schools with Students like Ours are Elementary Schools with poverty indices of no more than 5% above or below the index for this school.

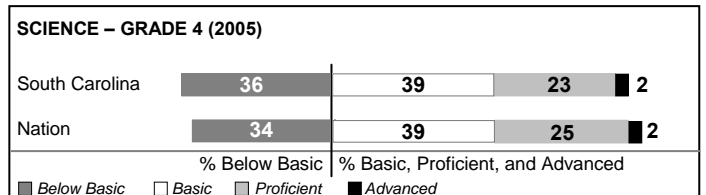

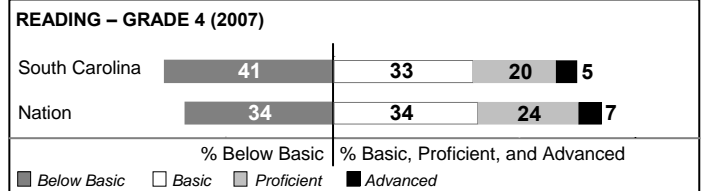
PACT PERFORMANCE

Our School Elementary Schools with Students Like Ours Elementary schools statewide



NAEP PERFORMANCE*

* Performance reported for SC and nation, data not available at school level. Percentages at NAEP Achievement Levels.



SC PERFORMANCE GOAL

2010 Goal:

By 2010, SC's student achievement will be ranked in the top half of the states nationally. To achieve this goal, we must become one of the fastest improving systems in the country.

2020 Goal: TBD

Abbreviations Key

N/A Not Applicable N/AV Not Available N/C Not Collected N/R Not Reported I/S Insufficient Sample TBD To be determined
 NI Newly Identified CSI Continuing School Improvement CA Corrective Action RP Plan to Restructure R Restructure DELAY School Improvement Status HOLD School Improvement Status

Hilton Head Island School For The Creative Arts [Beaufort]

SCHOOL PROFILE

	Our School	Change from Last Year	Elementary Schools with Students Like Ours	Median Elementary School
Students (n=664)				
Retention rate	2.5%	Up from 0.7%	1.8%	2.3%
Attendance rate	96.8%	Up from 96.6%	96.5%	96.3%
Eligible for gifted and talented	13.8%	Up from 9.9%	16.9%	10.4%
With disabilities other than speech	6.3%	Up from 5.7%	6.6%	7.5%
Out-of-school suspensions or expulsions for violent &/or criminal offenses	0.0%	No Change	0.0%	0.0%
Teachers (n=51)				
Teachers with advanced degrees	56.9%	Up from 52.1%	61.0%	56.7%
Continuing contract teachers	66.7%	Down from 68.8%	80.7%	77.3%
Teachers with emergency or provisional certificates	0.0%	Down from 5.0%	0.0%	0.0%
Teachers returning from previous year	N/A	N/A	88.5%	86.4%
Teacher attendance rate	95.7%	Down from 96.3%	94.8%	94.9%
Average teacher salary	\$46,845	Up 1.2%	\$46,845	\$45,345
Classes not taught by highly qualified teachers	0.0%	No Change	0.0%	0.0%
School				
Principal's years at school	3.0	Up from 2.0	4.5	4.0
Student-teacher ratio in core subjects	19.2 to 1	Down from 20.2 to 1	19.5 to 1	18.5 to 1
Prime instructional time	90.6%	Down from 90.8%	90.0%	89.8%
Opportunities in the arts	Excellent	No Change	Good	Good
SACS accreditation	No	No Change	Yes	Yes
Character development program	Excellent	No Change	Excellent	Excellent
Dollars spent per pupil*	\$6,226	Up 9.7%	\$6,547	\$7,052
Percent of expenditures for instruction*	74.8%	Down from 76.3%	69.8%	69.1%
Percent of expenditures for teacher salaries*	70.8%	Down from 74.5%	66.6%	64.2%
% of AYP objectives met	72.4%		90.5%	85.7%

* Prior year audited financial data available.

EVALUATION RESULTS

	Teachers	Students*	Parents*
Number of surveys returned	42	86	44
Percent satisfied with learning environment	95.1%	81.4%	88.6%
Percent satisfied with social and physical environment	100.0%	72.9%	84.1%
Percent satisfied with school-home relations	97.6%	87.2%	86.0%

*Only students at the highest elementary school grade level at this school and their parents were included.

REPORT OF PRINCIPAL AND SCHOOL IMPROVEMENT COUNCIL

Excellence in academics and the arts for our 665 students is the focus of Hilton Head Island School for the Creative Arts. We are proud that HHISCA received the Palmetto Silver Award from the State Board of Education and the SC Dept. of Ed. for "outstanding student academic performance." We received this award as our Improvement Rating was raised, not one but two levels, to "Good" on our state report card.

The addition of a teacher dedicated to HHISCA Gifted and Talented students ensured that high achieving students' needs were being met in the classroom. Our academic accomplishments were matched by a strong arts program enabling all students to receive visual art, dance, music, and multimedia instruction taught by certified teachers on a weekly basis. In addition, all students had the opportunity to work with at least two Artists in Residence and to perform in a full stage production.

An initiated Community Outreach program gave parents an opportunity to meet with administration and staff to discuss issues. Participation in the school-wide Family Education Programs including our Fall Reading Festival, Saturday School House, Helping Your Child Read, PTA Reflections Program (which 736 parents attended), and BRAVO Spring Arts and Science Expo and Community Festival with attendance figures of over 600 brings attendance at our after-hours parent involvement programs to over 1336 for our English-speaking parents. Four evening parent programs, including a Family Fiesta, with community resource information booths, brought over 577 second language learners' families into our school. Over \$50,000.00 in grants, the support of The Arts Center of Coastal Carolina Adopt-A-School Program, and the Hilton Head Public Library and Orchestra increased our involvement in the community.

We are proud of our accomplishments. You are invited to become involved. It is collaboration which will strengthen our school and its future.

Respectfully submitted,
Gretchen Keefner, Principal
Bob Rozek, SIC Chair
Phyllis Neville, PTA President

Comprehensive detail, including definitions of rating, performance criteria, and explanations of status, is available on www.ed.sc.gov and www.eoc.sc.gov as well as school and school district websites.

Printed versions are available from school districts upon request.

Abbreviations Key

N/A Not Applicable N/AV Not Available N/C Not Collected N/R Not Reported I/S Insufficient Sample TBD To be determined
NI Newly Identified CSI Continuing School Improvement CA Corrective Action RP Plan to Restructure R Restructure DELAY School Improvement Status HOLD School Improvement Status