



SC Annual School Report Card Summary

Okatie Elementary
Beaufort County
Grades: PK-5 Enrollment: 800
Principal: Jamie Pinckney
Superintendent: Dr. Valerie Truesdale
Board Chair: Fred Washington

PERFORMANCE

Comprehensive detail, including definitions of ratings, performance criteria, and explanations of status, is available on www.ed.sc.gov and www.eoc.sc.gov as well as school and school district websites. Printed versions are available from school districts upon request.

YEAR	ABSOLUTE RATING	GROWTH RATING	PALMETTO GOLD/SILVER AWARD	AYP STATUS	NCLB IMPROVEMENT STATUS
2008	Average	At-Risk	TBD	Not Met	N/A
2007	Average	Below Average	N/A	Not Met	CSI
2006	Average	Average	N/A	Not Met	NI

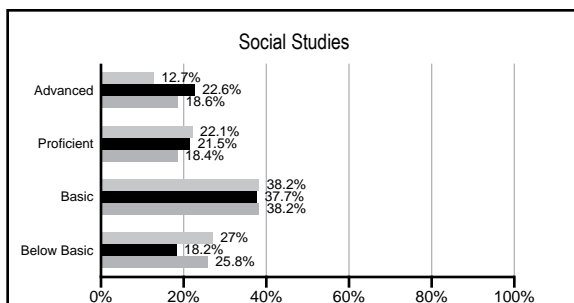
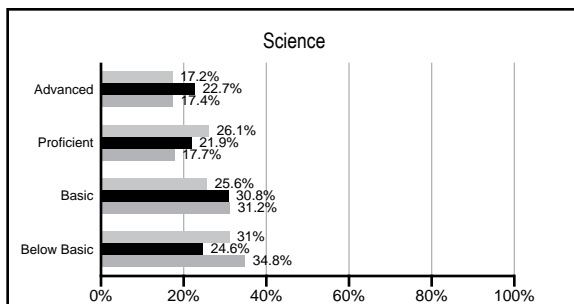
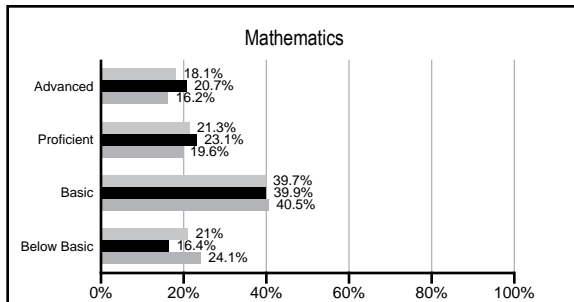
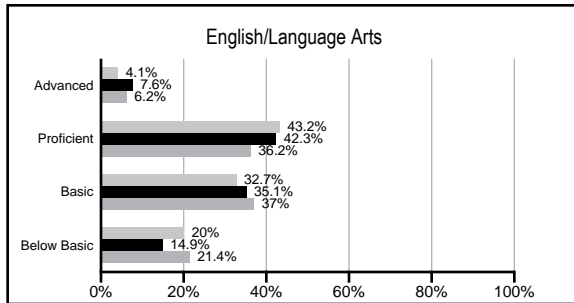
ABSOLUTE RATINGS OF ELEMENTARY SCHOOLS WITH STUDENTS LIKE OURS*

EXCELLENT	GOOD	AVERAGE	BELOW AVERAGE	AT-RISK
1	30	55	4	0

* Ratings are calculated with data available by 02/17/2009. Schools with Students like Ours are Elementary Schools with poverty indices of no more than 5% above or below the index for this school.

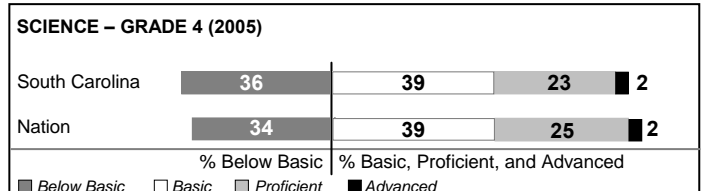

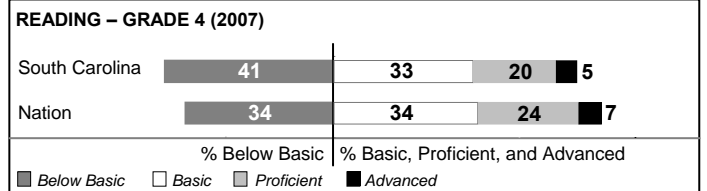
PACT PERFORMANCE

Our School
 Elementary Schools with Students Like Ours
 Elementary schools statewide



NAEP PERFORMANCE*

* Performance reported for SC and nation, data not available at school level. Percentages at NAEP Achievement Levels.



SC PERFORMANCE GOAL

2010 Goal:

By 2010, SC's student achievement will be ranked in the top half of the states nationally. To achieve this goal, we must become one of the fastest improving systems in the country.

2020 Goal: TBD

Abbreviations Key

N/A Not Applicable N/AV Not Available N/C Not Collected N/R Not Reported I/S Insufficient Sample TBD To be determined
 NI Newly Identified CSI Continuing School Improvement CA Corrective Action RP Plan to Restructure R Restructure DELAY School Improvement Status HOLD School Improvement Status

Okatie Elementary [Beaufort County]

SCHOOL PROFILE

	Our School	Change from Last Year	Elementary Schools with Students Like Ours	Median Elementary School
Students (n=800)				
Retention rate	0.4%	Down from 1.1%	2.1%	2.3%
Attendance rate	96.5%	Up from 96.0%	96.4%	96.3%
Eligible for gifted and talented	16.0%	Down from 19.8%	14.7%	10.4%
With disabilities other than speech	4.6%	Up from 3.7%	7.0%	7.5%
Out-of-school suspensions or expulsions for violent &/or criminal offenses	0.0%	No Change	0.0%	0.0%
Teachers (n=63)				
Teachers with advanced degrees	65.1%	Up from 63.3%	58.5%	56.7%
Continuing contract teachers	60.3%	Down from 68.3%	79.4%	77.3%
Teachers with emergency or provisional certificates	0.0%	No Change	0.0%	0.0%
Teachers returning from previous year	87.3%	Up from 86.0%	89.2%	86.4%
Teacher attendance rate	92.8%	Down from 94.7%	94.9%	94.9%
Average teacher salary	\$45,653	Up 3.8%	\$46,279	\$45,345
Classes not taught by highly qualified teachers	0.0%	No Change	0.0%	0.0%
School				
Principal's years at school	5.0	Up from 4.0	4.5	4.0
Student-teacher ratio in core subjects	15.2 to 1	Down from 20.4 to 1	19.4 to 1	18.5 to 1
Prime instructional time	87.6%	Down from 89.4%	90.2%	89.8%
Opportunities in the arts	Good	Down from Excellent	Good	Good
SACS accreditation	No	No Change	Yes	Yes
Character development program	Excellent	Up from Good	Excellent	Excellent
Dollars spent per pupil*	\$6,147	Down 0.8%	\$6,448	\$7,052
Percent of expenditures for instruction*	74.9%	Down from 75.0%	69.3%	69.1%
Percent of expenditures for teacher salaries*	72.2%	Down from 73.2%	65.5%	64.2%
% of AYP objectives met	84.0%		92.3%	85.7%

* Prior year audited financial data available.

EVALUATION RESULTS

	Teachers	Students*	Parents*
Number of surveys returned	58	105	79
Percent satisfied with learning environment	100.0%	91.4%	88.3%
Percent satisfied with social and physical environment	98.3%	86.7%	88.6%
Percent satisfied with school-home relations	96.6%	98.1%	89.7%

*Only students at the highest elementary school grade level at this school and their parents were included.

REPORT OF PRINCIPAL AND SCHOOL IMPROVEMENT COUNCIL

In our fifth year we enjoyed active participation from parents, students, staff, and community members. We hosted a multitude of family/community functions, including Family Science, Technology Portfolio, Literacy and Math nights, Authors' Tea, Dr. Seuss Read-in, and performances, including Jungle Book and School House Rocks. We sponsored events, including Grandparents Luncheon, Community Breakfast, Donuts with Dad, and Muffins with Mom. Students participated in the talent show, Running Club, Young Astronauts, cheerleading, strings, chorus, garden club, and band.

We continue to seek ways to close the gap in Math and meet the needs of our non-English speaking population. This year we offered before- and after-school remediation, extended learning and response to intervention with volunteers, paraprofessionals, and teachers. The spring '08 MAP results reflected positive increases of 46.4% proficient and advanced in fourth grade and 44.1% proficient and advanced in fifth for math. Overall, we were pleased with the academic growth of our students this year.

Teachers at Okatie applied for and were awarded numerous grants. Ms. Sweet and Mr. Hunt received a Palmetto Electric Bright Ideas grant used to kick off our school-wide walking/running club. Mrs. Goodman was awarded the Calhoun Station grant for a greenhouse. Mrs. Young was awarded the Sun City Solheim Cup grant for reading books. Our PTO was awarded a grant from Lowe's to build the Nature Fitness Trail. The trail was the site of our first "Okie Foot Flight." The fitness trail will be an invaluable asset as we build our health and wellness program.

Ms. Edwards' EXCELS students really showed their academic prowess. An Okatie student won the SCCEE Economic Poster Contest. Our fourth grade students participated in the Continental Math League. The students competed against 260+ schools in the southeastern region. The fourth and fifth grade GT classes worked with "The South Carolina Stock Market Game." This is a simulation that teaches the children stock terms, money management, and economics in a game format. This was a fun and challenging method to meet the standards of economics, math, and technology, and to learn the benefits of wisely spending and saving money.

While important learning takes place at school, students get many opportunities to apply what they have learned to the real world. All students participated in science based field trips that supported standards and our school mission. The students helped with "Okie Acres" as well as Monet's Garden with volunteers from The Sun City Garden Club. Our Callawassie volunteers built picnic tables and benches to extend learning outdoors. We owe our continued successes to staff, students, parents and community members who volunteered their time at school functions and in the classroom.

Jamie Pinckney, Principal

Comprehensive detail, including definitions of rating, performance criteria, and explanations of status, is available on www.ed.sc.gov and www.eoc.sc.gov as well as school and school district websites.

Printed versions are available from school districts upon request.

Abbreviations Key

N/A Not Applicable N/AV Not Available N/C Not Collected N/R Not Reported I/S Insufficient Sample TBD To be determined
 NI Newly Identified CSI Continuing School Improvement CA Corrective Action RP Plan to Restructure R Restructure DELAY School Improvement Status HOLD School Improvement Status