



# SC Annual School Report Card Summary

Whale Branch Elementary  
Beaufort County

Grades: PK-5

Enrollment: 357

Principal: Mark L. Mansell

Superintendent: Dr. Valerie Truesdale

Board Chair: Fred Washington

## PERFORMANCE

Comprehensive detail, including definitions of ratings, performance criteria, and explanations of status, is available on [www.ed.sc.gov](http://www.ed.sc.gov) and [www.eoc.sc.gov](http://www.eoc.sc.gov) as well as school and school district websites. Printed versions are available from school districts upon request.

YEAR	ABSOLUTE RATING	GROWTH RATING	PALMETTO GOLD/SILVER AWARD	AYP STATUS	NCLB IMPROVEMENT STATUS
2008	At-Risk	Good	TBD	Not Met	R
2007	At-Risk	At-Risk	N/A	Not Met	RP
2006	At-Risk	At-Risk	N/A	Not Met	CA

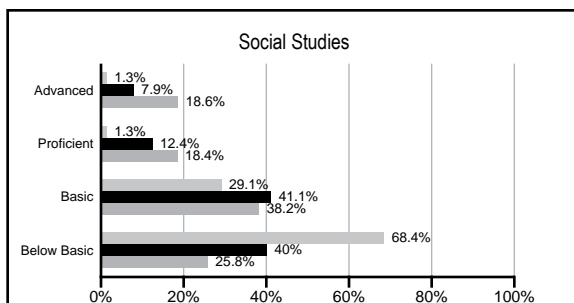
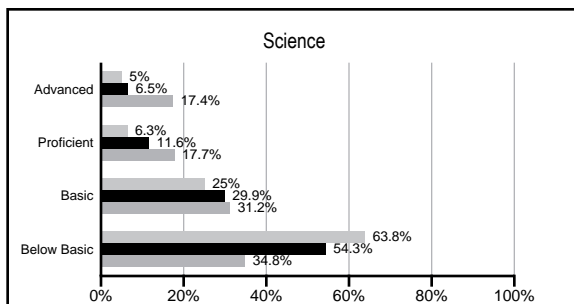
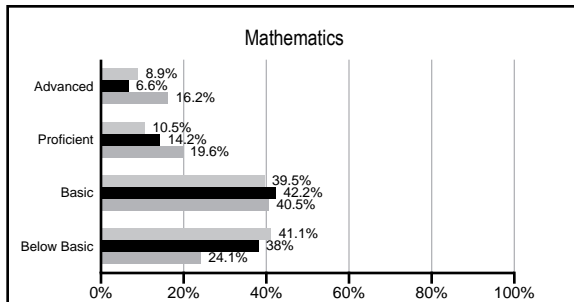
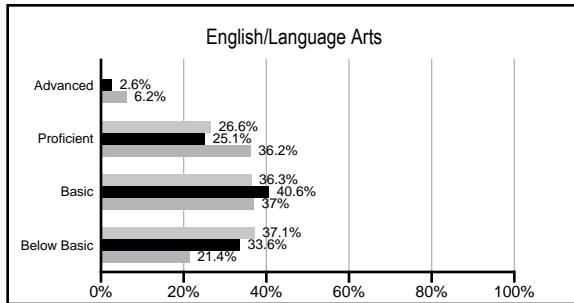
## ABSOLUTE RATINGS OF ELEMENTARY SCHOOLS WITH STUDENTS LIKE OURS\*

EXCELLENT	GOOD	AVERAGE	BELOW AVERAGE	AT-RISK
0	3	10	55	62

\* Ratings are calculated with data available by 02/17/2009. Schools with Students like Ours are Elementary Schools with poverty indices of no more than 5% above or below the index for this school.

## PACT PERFORMANCE

Our School
  Elementary Schools with Students Like Ours
  Elementary schools statewide



## NAEP PERFORMANCE\*

\* Performance reported for SC and nation, data not available at school level. Percentages at NAEP Achievement Levels.



## SC PERFORMANCE GOAL

2010 Goal:

*By 2010, SC's student achievement will be ranked in the top half of the states nationally. To achieve this goal, we must become one of the fastest improving systems in the country.*

2020 Goal: TBD

### Abbreviations Key

N/A Not Applicable N/AV Not Available N/C Not Collected N/R Not Reported I/S Insufficient Sample TBD To be determined  
NI Newly Identified CSI Continuing School Improvement CA Corrective Action RP Plan to Restructure R Restructure DELAY School Improvement Status HOLD School Improvement Status

# Whale Branch Elementary [Beaufort County]

## SCHOOL PROFILE

	Our School	Change from Last Year	Elementary Schools with Students Like Ours	Median Elementary School
<b>Students (n=357)</b>				
Retention rate	2.5%	Up from 1.9%	3.1%	2.3%
Attendance rate	96.0%	Up from 95.1%	96.0%	96.3%
Eligible for gifted and talented	10.3%	Down from 13.7%	3.1%	10.4%
With disabilities other than speech	10.7%	Down from 11.7%	7.8%	7.5%
Out-of-school suspensions or expulsions for violent &/or criminal offenses	0.0%	Down from 3.1%	0.0%	0.0%
<b>Teachers (n=31)</b>				
Teachers with advanced degrees	54.8%	Down from 61.1%	53.9%	56.7%
Continuing contract teachers	87.1%	Up from 83.3%	69.0%	77.3%
Teachers with emergency or provisional certificates	0.0%	No Change	0.0%	0.0%
Teachers returning from previous year	79.4%	Down from 82.5%	82.8%	86.4%
Teacher attendance rate	89.8%	Down from 91.5%	95.0%	94.9%
Average teacher salary	\$48,398	Down 0.6%	\$43,674	\$45,345
Classes not taught by highly qualified teachers	12.5%	Up from 8.5%	0.7%	0.0%
<b>School</b>				
Principal's years at school	3.0	Up from 2.0	3.0	4.0
Student-teacher ratio in core subjects	17.0 to 1	Up from 16.0 to 1	16.6 to 1	18.5 to 1
Prime instructional time	83.7%	Up from 82.6%	89.4%	89.8%
Opportunities in the arts	Good	No Change	Good	Good
SACS accreditation	No	No Change	Yes	Yes
Character development program	Average	Down from Good	Excellent	Excellent
Dollars spent per pupil*	\$10,763	Up 11.9%	\$8,151	\$7,052
Percent of expenditures for instruction*	71.9%	Up from 69.5%	68.5%	69.1%
Percent of expenditures for teacher salaries*	67.4%	Up from 67.2%	61.0%	64.2%
% of AYP objectives met	76.9%		69.2%	85.7%

\* Prior year audited financial data available.

## EVALUATION RESULTS

	Teachers	Students*	Parents*
Number of surveys returned	36	41	29
Percent satisfied with learning environment	83.3%	92.5%	75.9%
Percent satisfied with social and physical environment	97.2%	90.2%	89.7%
Percent satisfied with school-home relations	42.9%	92.7%	79.3%

\*Only students at the highest elementary school grade level at this school and their parents were included.

## REPORT OF PRINCIPAL AND SCHOOL IMPROVEMENT COUNCIL

Whale Branch Elementary School has had a wonderful school year. The programs and activities that were offered to support the academic program were widely attended by our students. As a PK-5 school, the staff and parents focused on providing the very best programming for all of our students. The Weekly Professional Development Cluster Meetings, year-round calendar, intersession activities, parent sessions, Student Celebrations for Academic Improvement on MAP tests, and The Early Childhood Development Center all served to promote our school mission and goals.

All students were involved in community service projects during 2007-08, learning about the importance of citizenship and contributing to the community at large. The children raised funds for the cancer fundraiser, Relay for Life. With the support of the Kiwanis Club, we were able to continue our K-kids program that supports these school-wide service efforts. Our students completed studies about Fire Safety, readers' theatre, habitats, and African drumming. These experiences gave the children an opportunity to apply their skills and learning, and each of these activities concluded with celebrations that the community attended.

The school enjoyed grant funding for an after-school program and we have applied for ongoing funds for students requiring additional after-school academic assistance. Our fall intersession programs concentrated on the students' inquiry science-based program also included intense small-group instruction with reading and math. During the spring intersession, our students took a field trip to the South Carolina Aquarium.

The teacher and parent members of the School Improvement Council engaged in the development of our strategic plan, which focused on raising academic achievement, especially in the area of social studies and science. This year our 5th grade classes were departmentalized. In addition, 4th and 5th grade students who were close to scoring Proficient and Advanced on PACT received instruction from our science lab teacher and our gifted and talented teacher.

Services in the Early Childhood Development Center were ongoing throughout the year in the respective day care centers. Students and parents in Pre-Kindergarten, Kindergarten, and first grade were involved in Kids Club. Students received books through Reading is Fundamental (RIF), and parents received tips on how to work and read with their children at home.

WBES continued working with the Teacher Advancement Program (TAP) with ongoing professional development in the areas of effective teaching strategies and best practices. Professional development will continue in the 2008-09 school year, our focus will be 6+1 Writing Traits, Everyday Math, and Rigby Literacy.

Mark Mansell  
Sheila Saunders

Comprehensive detail, including definitions of rating, performance criteria, and explanations of status, is available on [www.ed.sc.gov](http://www.ed.sc.gov) and [www.eoc.sc.gov](http://www.eoc.sc.gov) as well as school and school district websites.

Printed versions are available from school districts upon request.

### Abbreviations Key

N/A Not Applicable N/AV Not Available N/C Not Collected N/R Not Reported I/S Insufficient Sample TBD To be determined  
NI Newly Identified CSI Continuing School Improvement CA Corrective Action RP Plan to Restructure R Restructure DELAY School Improvement Status HOLD School Improvement Status