



# SC Annual School Report Card Summary

**Joseph S. Shanklin Elementary**  
**Beaufort County**  
**Grades: PK-5**      **Enrollment: 522**  
**Principal: Robert Grant**  
**Superintendent: Dr. Valerie Truesdale**  
**Board Chair: Fred Washington**

## PERFORMANCE

Comprehensive detail, including definitions of ratings, performance criteria, and explanations of status, is available on [www.ed.sc.gov](http://www.ed.sc.gov) and [www.eoc.sc.gov](http://www.eoc.sc.gov) as well as school and school district websites. Printed versions are available from school districts upon request.

YEAR	ABSOLUTE RATING	GROWTH RATING	PALMETTO GOLD/SILVER AWARD	AYP STATUS	NCLB IMPROVEMENT STATUS
2008	Below Average	Average	TBD	Not Met	CSI
2007	Below Average	Good	Silver	Not Met	NI
2006	Average	Good	N/A	Not Met	N/A

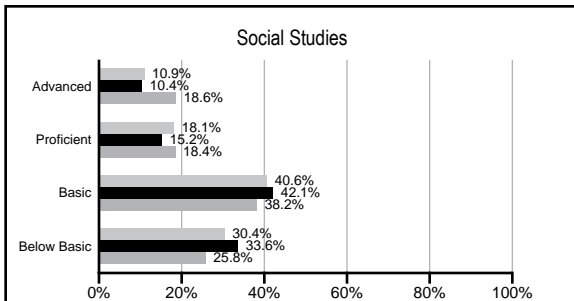
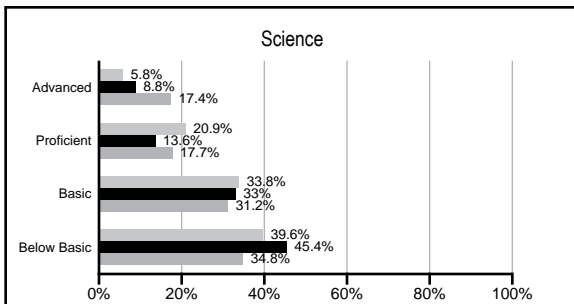
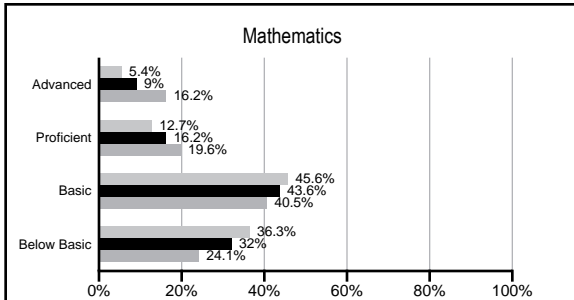
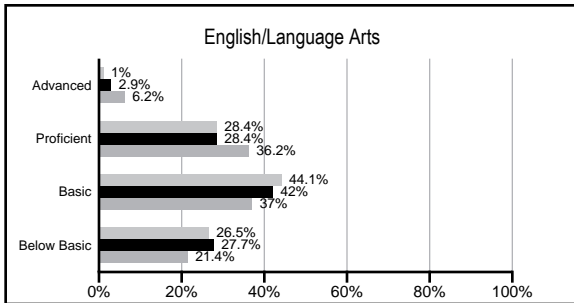
## ABSOLUTE RATINGS OF ELEMENTARY SCHOOLS WITH STUDENTS LIKE OURS\*

EXCELLENT	GOOD	AVERAGE	BELOW AVERAGE	AT-RISK
0	0	17	61	13

\* Ratings are calculated with data available by 02/17/2009. Schools with Students like Ours are Elementary Schools with poverty indices of no more than 5% above or below the index for this school.


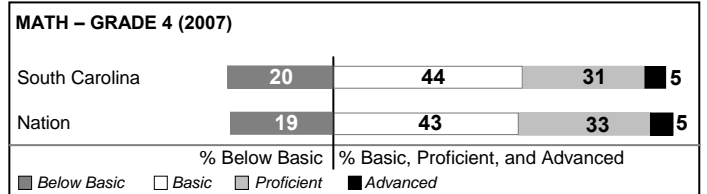
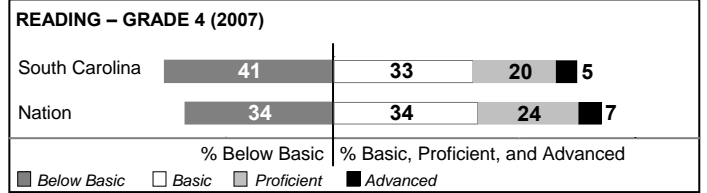
## PACT PERFORMANCE

Our School     
  Elementary Schools with Students Like Ours     
  Elementary schools statewide



## NAEP PERFORMANCE\*

\* Performance reported for SC and nation, data not available at school level. Percentages at NAEP Achievement Levels.



## SC PERFORMANCE GOAL

2010 Goal:

*By 2010, SC's student achievement will be ranked in the top half of the states nationally. To achieve this goal, we must become one of the fastest improving systems in the country.*

2020 Goal: TBD

### Abbreviations Key

N/A Not Applicable N/AV Not Available NIC Not Collected N/R Not Reported I/S Insufficient Sample TBD To be determined  
 NI Newly Identified CSI Continuing School Improvement CA Corrective Action RP Plan to Restructure R Restructure DELAY School Improvement Status HOLD School Improvement Status

# Joseph S. Shanklin Elementary [Beaufort County]

## SCHOOL PROFILE

	Our School	Change from Last Year	Elementary Schools with Students Like Ours	Median Elementary School
<b>Students (n=522)</b>				
Retention rate	1.0%	Down from 1.8%	2.9%	2.3%
Attendance rate	96.1%	Up from 96.0%	96.0%	96.3%
Eligible for gifted and talented	15.7%	Down from 17.3%	6.3%	10.4%
With disabilities other than speech	4.5%	Down from 5.3%	8.9%	7.5%
Out-of-school suspensions or expulsions for violent &/or criminal offenses	1.5%	Up from 0.0%	0.0%	0.0%
<b>Teachers (n=35)</b>				
Teachers with advanced degrees	68.6%	No Change	54.8%	56.7%
Continuing contract teachers	68.6%	Down from 85.7%	73.3%	77.3%
Teachers with emergency or provisional certificates	0.0%	No Change	0.0%	0.0%
Teachers returning from previous year	79.9%	Down from 84.0%	85.4%	86.4%
Teacher attendance rate	95.4%	Up from 95.0%	94.9%	94.9%
Average teacher salary	\$46,193	Down 1.6%	\$44,314	\$45,345
Classes not taught by highly qualified teachers	3.6%	Up from 0.0%	0.0%	0.0%
<b>School</b>				
Principal's years at school	2.0	Up from 1.0	3.0	4.0
Student-teacher ratio in core subjects	21.1 to 1	Down from 21.9 to 1	18.0 to 1	18.5 to 1
Prime instructional time	89.3%	Down from 89.6%	89.0%	89.8%
Opportunities in the arts	Good	Up from Fair	Good	Good
SACS accreditation	Yes	No Change	Yes	Yes
Character development program	Good	No Change	Excellent	Excellent
Dollars spent per pupil*	\$6,373	Up 1.8%	\$7,521	\$7,052
Percent of expenditures for instruction*	67.8%	Down from 70.4%	69.1%	69.1%
Percent of expenditures for teacher salaries*	65.2%	Down from 68.6%	63.6%	64.2%
% of AYP objectives met	64.7%		76.9%	85.7%

\* Prior year audited financial data available.

## EVALUATION RESULTS

	Teachers	Students*	Parents*
Number of surveys returned	38	70	36
Percent satisfied with learning environment	94.7%	60.0%	86.1%
Percent satisfied with social and physical environment	97.4%	53.0%	77.8%
Percent satisfied with school-home relations	78.9%	65.7%	72.2%

\*Only students at the highest elementary school grade level at this school and their parents were included.

## REPORT OF PRINCIPAL AND SCHOOL IMPROVEMENT COUNCIL

At Joseph S. Shanklin Sr. Elementary School, we continue to make strides towards our goal of excellence in all that we do! As a recipient of the 2007 South Carolina Palmetto Silver Award, we have made tremendous strides towards improving student achievement.

Our students at Joseph S. Shanklin Elementary School this year were involved in many challenging, exciting, and innovative learning experiences. Our students were actively involved in many school-wide programs that helped to increase academic performance. These programmatic initiatives included: First in Math, Rocket Math, Math Problem of the Week, 100 Book Challenge, Math Boot Camp, Reading Counts, Stock Market Game, Brain Boosters, Guided Reading approach, and our new Science Lab activities.

This year our students worked extremely hard in all core subjects. The most impressive improvement that we have seen this year is our students improving in mathematics. Our students made a net gain of 22.9% of the number of students projected to score proficient on the PACT. Over 64% of our students in grade 2-5 made their targets in mathematics.

This year was a great success! Several of our students placed 1st in the state in First in Mathematics and we had one of our Stock Market team place at the state level. We had twenty-two teachers participate in a science integration class on Saturdays. In addition, we had a team of teachers receive a \$5000 grant to build a greenhouse for the school. We had local authors and performers work with our students in writing and publishing as well as performing.

PTO sponsored reading incentives, donated funds to school educational activities, and provided volunteers for classrooms. This year our School Improvement Council focused on improving math and science achievement, technology, and parent involvement. Based on the data collected, we have seen significant improvements in all areas of focus.

We continue to have many parents take part in activities in which student performance and participation is imperative. We continue to encourage our parents to participate in our volunteer programs, PTO, and School Improvement Council. We continue to provide opportunities for our parents to participate in Sand Dollar Club sessions and Technology Night. During these sessions, parents learned more about ways they can assist their children beyond the classroom.

It is our mission to educate all students at Joseph S. Shanklin Sr. Elementary School. By analyzing our data, it is evident that our students, parents, and staff are fulfilling our vision of excellence.

Anthony Moore, SIC Chairperson  
N'kia Campbell, Principal

Comprehensive detail, including definitions of rating, performance criteria, and explanations of status, is available on [www.ed.sc.gov](http://www.ed.sc.gov) and [www.eoc.sc.gov](http://www.eoc.sc.gov) as well as school and school district websites.

Printed versions are available from school districts upon request.

### Abbreviations Key

N/A Not Applicable N/AV Not Available N/C Not Collected N/R Not Reported I/S Insufficient Sample TBD To be determined  
NI Newly Identified CSI Continuing School Improvement CA Corrective Action RP Plan to Restructure R Restructure DELAY School Improvement Status HOLD School Improvement Status