



SC Annual School Report Card Summary

St Helena Elementary
 Beaufort County
 Grades: PK-5 Enrollment: 532
 Principal: Priscilla Drake
 Superintendent: Dr. Valerie Truesdale
 Board Chair: Fred Washington

PERFORMANCE

Comprehensive detail, including definitions of ratings, performance criteria, and explanations of status, is available on www.ed.sc.gov and www.eoc.sc.gov as well as school and school district websites. Printed versions are available from school districts upon request.

YEAR	ABSOLUTE RATING	GROWTH RATING	PALMETTO GOLD/SILVER AWARD	AYP STATUS	NCLB IMPROVEMENT STATUS
2008	At-Risk	At-Risk	TBD	Not Met	NI
2007	At-Risk	At-Risk	N/A	Not Met	N/A
2006	At-Risk	At-Risk	N/A	Met	N/A

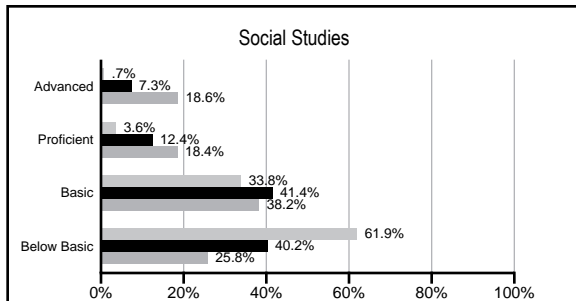
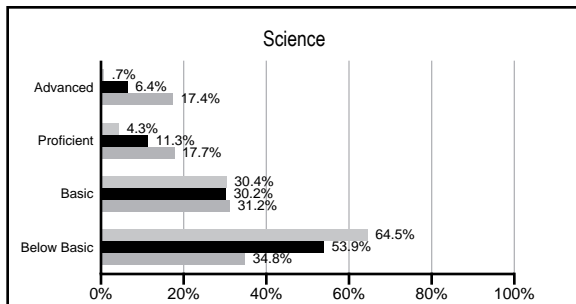
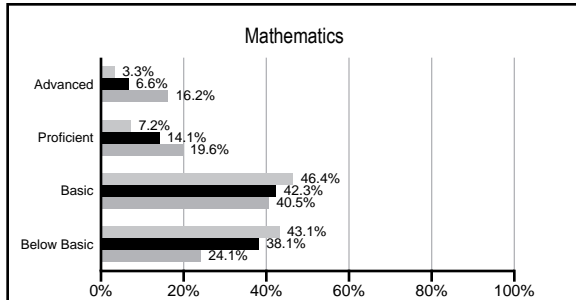
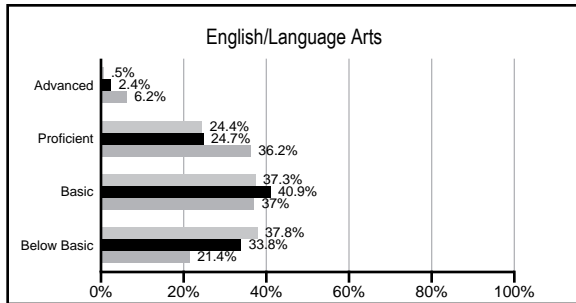
ABSOLUTE RATINGS OF ELEMENTARY SCHOOLS WITH STUDENTS LIKE OURS*

EXCELLENT	GOOD	AVERAGE	BELOW AVERAGE	AT-RISK
0	1	10	56	60

* Ratings are calculated with data available by 02/17/2009. Schools with Students like Ours are Elementary Schools with poverty indices of no more than 5% above or below the index for this school.

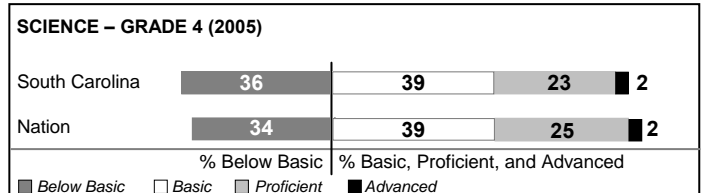

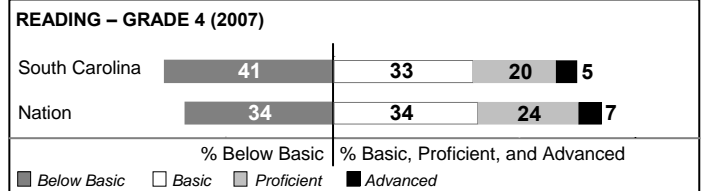
PACT PERFORMANCE

Our School
 Elementary Schools with Students Like Ours
 Elementary schools statewide



NAEP PERFORMANCE*

* Performance reported for SC and nation, data not available at school level. Percentages at NAEP Achievement Levels.



SC PERFORMANCE GOAL

2010 Goal:

By 2010, SC's student achievement will be ranked in the top half of the states nationally. To achieve this goal, we must become one of the fastest improving systems in the country.

2020 Goal: TBD

Abbreviations Key

N/A Not Applicable N/AV Not Available N/C Not Collected N/R Not Reported I/S Insufficient Sample TBD To be determined
 NI Newly Identified CSI Continuing School Improvement CA Corrective Action RP Plan to Restructure R Restructure DELAY School Improvement Status HOLD School Improvement Status

St Helena Elementary [Beaufort County]

SCHOOL PROFILE

	Our School	Change from Last Year	Elementary Schools with Students Like Ours	Median Elementary School
Students (n=532)				
Retention rate	1.1%	Up from 0.6%	3.1%	2.3%
Attendance rate	98.3%	Up from 97.2%	96.0%	96.3%
Eligible for gifted and talented	7.2%	Down from 14.2%	3.4%	10.4%
With disabilities other than speech	4.8%	Up from 4.6%	7.8%	7.5%
Out-of-school suspensions or expulsions for violent &/or criminal offenses	0.0%	Down from 0.2%	0.0%	0.0%
Teachers (n=39)				
Teachers with advanced degrees	69.2%	Down from 70.5%	54.5%	56.7%
Continuing contract teachers	71.8%	Down from 75.0%	69.6%	77.3%
Teachers with emergency or provisional certificates	0.0%	No Change	0.0%	0.0%
Teachers returning from previous year	84.3%	Down from 86.5%	83.1%	86.4%
Teacher attendance rate	93.3%	Up from 91.7%	95.0%	94.9%
Average teacher salary	\$50,494	Up 4.4%	\$43,988	\$45,345
Classes not taught by highly qualified teachers	24.2%	Up from 0.9%	0.7%	0.0%
School				
Principal's years at school	1.0	Down from 2.0	3.0	4.0
Student-teacher ratio in core subjects	18.2 to 1	Up from 13.3 to 1	16.7 to 1	18.5 to 1
Prime instructional time	89.4%	Up from 85.8%	89.3%	89.8%
Opportunities in the arts	Good	No Change	Good	Good
SACS accreditation	Yes	No Change	Yes	Yes
Character development program	Below Average	Down from Excellent	Excellent	Excellent
Dollars spent per pupil*	\$8,278	Up 12.0%	\$8,115	\$7,052
Percent of expenditures for instruction*	68.0%	Down from 73.8%	68.8%	69.1%
Percent of expenditures for teacher salaries*	64.1%	Down from 72.7%	62.2%	64.2%
% of AYP objectives met	53.8%		69.2%	85.7%

* Prior year audited financial data available.

EVALUATION RESULTS

	Teachers	Students*	Parents*
Number of surveys returned	31	66	20
Percent satisfied with learning environment	63.3%	73.4%	75.0%
Percent satisfied with social and physical environment	64.5%	68.2%	68.4%
Percent satisfied with school-home relations	56.7%	73.8%	68.4%

*Only students at the highest elementary school grade level at this school and their parents were included.

REPORT OF PRINCIPAL AND SCHOOL IMPROVEMENT COUNCIL

At St. Helena Elementary School and Early Learning Center, we continue to encourage a quality education for all students in a safe and caring environment.

We promote academic success through advancement in a balanced literacy program through the Reading First Grant. The use of Dominie Assessments in grades K-3 enabled teachers to measure students' growth in literacy develop, identify areas for instruction, and foster collaborative planning for strategic intervention. This grant has also helped to provide more nonfiction books for our Media Center and an increase in the number of books available in classroom libraries. MAP has empowered instructional decisions and served as a means to support various interventions.

Teachers work hard to continually learn and improve their teaching practices. The faculty and staff participate in a variety of learning experiences, such as weekly grade-level meetings, site visits to other schools, staff developments, professional developments, study groups, and on-line activities. In order to help improve collaboration, our school has common planning times.

Some of the activities and events that involved our parents and community include Community Arts Nights, parent conferences, Back to School Bash, Grandparents Day, Field Day, National Education Week, grade level performances/activities, SIC, PTO, and Kids Club.

Our school is the recipient of a United States Department of Education Arts Grant to help strengthen academic achievement and artistic achievement by providing teachers with the skills to utilize the arts as an effective method of instruction in non-arts classrooms. Our school is also the recipient of the State Office of Food Services & Nutrition Fresh Fruits and Vegetable Program grant.

One of our fifth grade students was the winner of the "My Dad Is A Hero" contest, which is sponsored through the University of South Carolina. Ten of our fourth grade students' poems were published in the anthology Celebration of Young Authors.

SIC has worked very hard at meeting its goals for the year. Through their efforts, our students will be adorned in academic school uniforms next year. Our SIC and PTO have worked with our school to help increase parent/community involvement and to improve student achievement and student behavior. We have also been supported by our school's Business Partners, Blaw Construction Company and Midnight Cruisers Social Club.

We will continue our efforts of fostering a strong commitment to enhancing each students' education through research-based programs and innovative teaching techniques as we cultivate an environment of success as we move toward excellence.

Priscilla Drake, Principal SHES
Christena Porter, Principal SHEL
Michael Mouton, SIC Chairperson
Wendy Spears, PTO President

Comprehensive detail, including definitions of rating, performance criteria, and explanations of status, is available on www.ed.sc.gov and www.eoc.sc.gov as well as school and school district websites.

Printed versions are available from school districts upon request.

Abbreviations Key

N/A Not Applicable N/AV Not Available N/C Not Collected N/R Not Reported I/S Insufficient Sample TBD To be determined
NI Newly Identified CSI Continuing School Improvement CA Corrective Action RP Plan to Restructure R Restructure DELAY School Improvement Status HOLD School Improvement Status