



# SC Annual School Report Card Summary

Shell Point Elementary  
 Beaufort County  
 Grades: PK-5 Enrollment: 436  
 Principal: Mary Ellen Parks  
 Superintendent: Dr. Valerie Truesdale  
 Board Chair: Fred Washington

## PERFORMANCE

Comprehensive detail, including definitions of ratings, performance criteria, and explanations of status, is available on [www.ed.sc.gov](http://www.ed.sc.gov) and [www.eoc.sc.gov](http://www.eoc.sc.gov) as well as school and school district websites. Printed versions are available from school districts upon request.

YEAR	ABSOLUTE RATING	GROWTH RATING	PALMETTO GOLD/SILVER AWARD	AYP STATUS	NCLB IMPROVEMENT STATUS
2008	Average	Average	TBD	Not Met	N/A
2007	Average	Good	N/A	Met	N/A
2006	Good	Below Average	N/A	Met	N/A

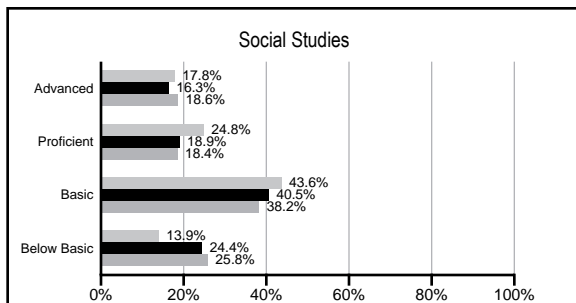
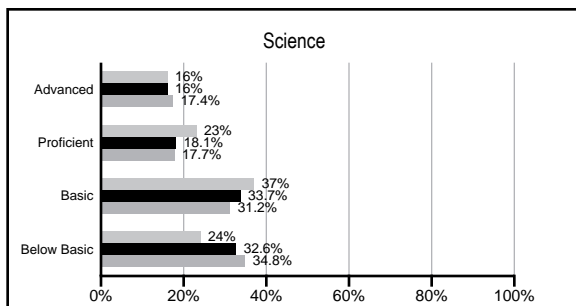
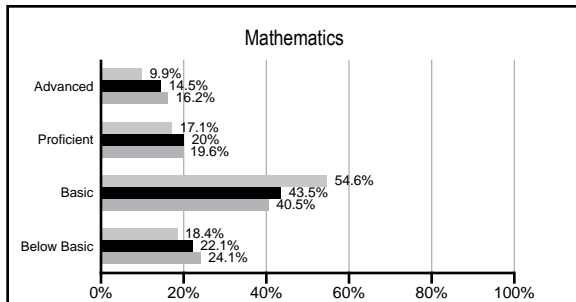
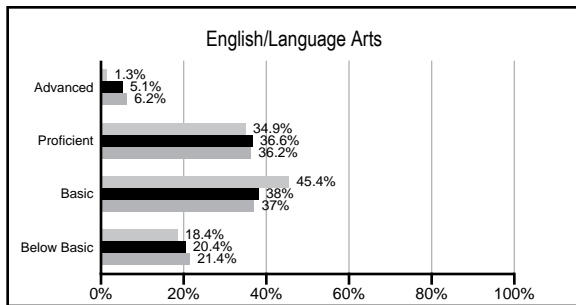
## ABSOLUTE RATINGS OF ELEMENTARY SCHOOLS WITH STUDENTS LIKE OURS\*

EXCELLENT	GOOD	AVERAGE	BELOW AVERAGE	AT-RISK
0	8	57	27	1

\* Ratings are calculated with data available by 02/17/2009. Schools with Students like Ours are Elementary Schools with poverty indices of no more than 5% above or below the index for this school.


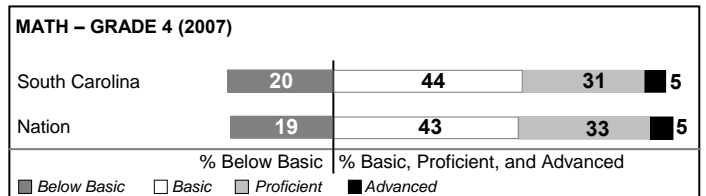
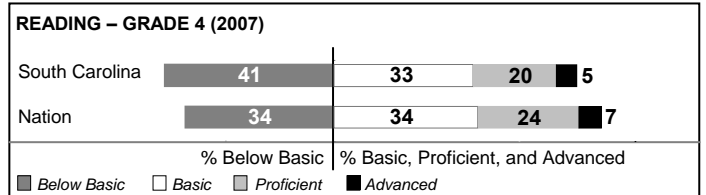
## PACT PERFORMANCE

Our School  
 Elementary Schools with Students Like Ours  
 Elementary schools statewide



## NAEP PERFORMANCE\*

\* Performance reported for SC and nation, data not available at school level. Percentages at NAEP Achievement Levels.



## SC PERFORMANCE GOAL

2010 Goal:

*By 2010, SC's student achievement will be ranked in the top half of the states nationally. To achieve this goal, we must become one of the fastest improving systems in the country.*

2020 Goal: TBD

### Abbreviations Key

N/A Not Applicable N/AV Not Available N/C Not Collected N/R Not Reported I/S Insufficient Sample TBD To be determined  
 NI Newly Identified CSI Continuing School Improvement CA Corrective Action RP Plan to Restructure R Restructure DELAY School Improvement Status HOLD School Improvement Status

# Shell Point Elementary [Beaufort County]

## SCHOOL PROFILE

	Our School	Change from Last Year	Elementary Schools with Students Like Ours	Median Elementary School
<b>Students (n=436)</b>				
Retention rate	2.1%	Down from 2.9%	2.4%	2.3%
Attendance rate	96.2%	Up from 95.7%	96.3%	96.3%
Eligible for gifted and talented	8.4%	Down from 10.4%	10.6%	10.4%
With disabilities other than speech	3.6%	Down from 4.6%	8.4%	7.5%
Out-of-school suspensions or expulsions for violent &/or criminal offenses	0.7%	Down from 1.3%	0.0%	0.0%
<b>Teachers (n=34)</b>				
Teachers with advanced degrees	55.9%	Up from 48.6%	56.7%	56.7%
Continuing contract teachers	70.6%	Down from 81.1%	80.0%	77.3%
Teachers with emergency or provisional certificates	0.0%	No Change	0.0%	0.0%
Teachers returning from previous year	86.3%	Down from 88.0%	87.7%	86.4%
Teacher attendance rate	94.4%	Down from 94.6%	95.0%	94.9%
Average teacher salary	\$46,957	Up 3.7%	\$45,126	\$45,345
Classes not taught by highly qualified teachers	0.0%	No Change	0.0%	0.0%
<b>School</b>				
Principal's years at school	3.0	Up from 2.0	4.0	4.0
Student-teacher ratio in core subjects	20.1 to 1	Up from 17.1 to 1	18.6 to 1	18.5 to 1
Prime instructional time	89.3%	Up from 88.7%	89.8%	89.8%
Opportunities in the arts	Good	Up from Fair	Good	Good
SACS accreditation	No	No Change	Yes	Yes
Character development program	Good	Up from Average	Excellent	Excellent
Dollars spent per pupil*	\$7,685	Up 2.5%	\$6,768	\$7,052
Percent of expenditures for instruction*	69.1%	Down from 70.2%	68.9%	69.1%
Percent of expenditures for teacher salaries*	66.5%	Down from 68.2%	65.0%	64.2%
% of AYP objectives met	88.2%		88.2%	85.7%

\* Prior year audited financial data available.

## EVALUATION RESULTS

	Teachers	Students*	Parents*
Number of surveys returned	38	50	54
Percent satisfied with learning environment	81.6%	84.0%	96.3%
Percent satisfied with social and physical environment	78.9%	66.0%	98.1%
Percent satisfied with school-home relations	70.3%	86.0%	90.7%

\*Only students at the highest elementary school grade level at this school and their parents were included.

## REPORT OF PRINCIPAL AND SCHOOL IMPROVEMENT COUNCIL

Shell Point Elementary School had a banner year! Several awards were earned by the students and faculty; The Palmetto Silver Award for improving academic achievement; Adequate Yearly Progress, and recognition for Closing the Achievement Gap for the fourth year in a row! We were able to use the award money to improve technology in the classrooms. We are especially pleased because we were able to achieve even though the poverty and transient rates are over 60%.

Parent involvement grew tremendously! The School Improvement Council addressed the school's involvement with the SC 2005 Health and Fitness Act, promoting physical activity during the school day. They also explored after school clubs for students and successfully completed a Spanish Language Club. The Parent Teacher Organization also expanded its membership and initiatives. Fund raisers became "Fun" raisers, as students collected pledges from family and friends for a Fun Run named the "Seahorse Swim."

Partnerships with community agencies expanded to include reading buddies with Marines stationed at Parris Island; a lunch bunch program, Healthy Kids, sponsored by the local hospital; and a Wellness Committee, comprised of school and health personnel.

Students became more involved in school governance, with the reinstatement of a Student Council. This was a huge learning experience for the officers, who quickly learned that holding office was not a popularity contest but an important responsibility. The council met regularly and discussed ideas such as parliamentary procedures, leadership skills, community service and non-uniform days.

Our new superintendent, Valerie Truesdale, brought many initiatives to our district and school. We piloted a writing method called 6 + 1 Traits of Writing. We were reintroduced to Curriculum Mapping, with the expectation of developing maps during the upcoming year. We continued with professional development in Differentiated Instruction, using the train the trainer model. We look forward to implementing a new math program called Everyday Math.

Technology improvements in the schools have been amazing. Four interactive white boards were installed in classrooms and the computer lab. The excitement for the teaching capacity grew as the students' thirst for knowledge grew with the use of the boards. We look forward to receiving more during the next year, one of the results of our district passing a major bond referendum.

We continue to be proud to be part of the Shell Point Community, the Battery Creek Cluster, and the Beaufort County School District. We look forward to serving our students and their families.

Respectfully,  
Adea Humphries, School Improvement Chairperson  
Mary Ellen Parks, Principal

Comprehensive detail, including definitions of rating, performance criteria, and explanations of status, is available on [www.ed.sc.gov](http://www.ed.sc.gov) and [www.eoc.sc.gov](http://www.eoc.sc.gov) as well as school and school district websites.

Printed versions are available from school districts upon request.

### Abbreviations Key

N/A Not Applicable N/AV Not Available N/C Not Collected N/R Not Reported I/S Insufficient Sample TBD To be determined

NI Newly Identified CSI Continuing School Improvement CA Corrective Action RP Plan to Restructure R Restructure DELAY School Improvement Status HOLD School Improvement Status