



SC Annual School Report Card Summary

Port Royal Elementary
 Beaufort County
 Grades: PK-5 Enrollment: 358
 Principal: Kay Keeler
 Superintendent: Dr. Valerie Truesdale
 Board Chair: Fred Washington

PERFORMANCE

Comprehensive detail, including definitions of ratings, performance criteria, and explanations of status, is available on www.ed.sc.gov and www.eoc.sc.gov as well as school and school district websites. Printed versions are available from school districts upon request.

YEAR	ABSOLUTE RATING	GROWTH RATING	PALMETTO GOLD/SILVER AWARD	AYP STATUS	NCLB IMPROVEMENT STATUS
2008	Average	Below Average	TBD	Not Met	N/A
2007	Average	At-Risk	N/A	Met	N/A
2006	Below Average	Below Average	N/A	Not Met	N/A

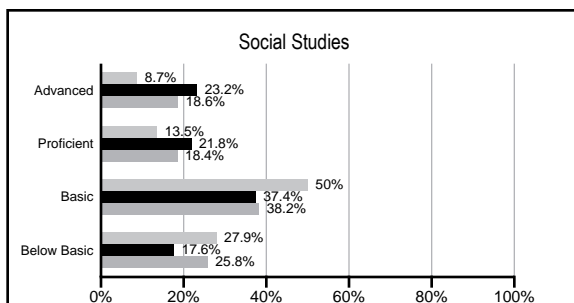
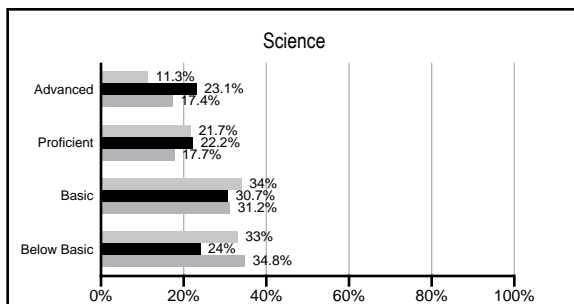
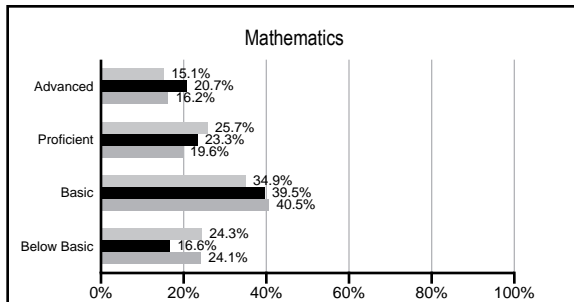
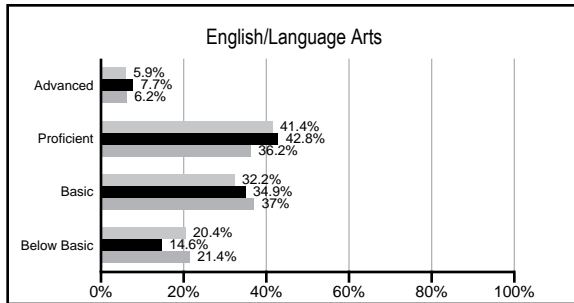
ABSOLUTE RATINGS OF ELEMENTARY SCHOOLS WITH STUDENTS LIKE OURS*

EXCELLENT	GOOD	AVERAGE	BELOW AVERAGE	AT-RISK
1	34	57	3	0

* Ratings are calculated with data available by 02/17/2009. Schools with Students like Ours are Elementary Schools with poverty indices of no more than 5% above or below the index for this school.

PACT PERFORMANCE

Our School
 Elementary Schools with Students Like Ours
 Elementary schools statewide



NAEP PERFORMANCE*

* Performance reported for SC and nation, data not available at school level. Percentages at NAEP Achievement Levels.



SC PERFORMANCE GOAL

2010 Goal:

By 2010, SC's student achievement will be ranked in the top half of the states nationally. To achieve this goal, we must become one of the fastest improving systems in the country.

2020 Goal: TBD

Abbreviations Key

N/A Not Applicable N/AV Not Available N/C Not Collected N/R Not Reported I/S Insufficient Sample TBD To be determined
 NI Newly Identified CSI Continuing School Improvement CA Corrective Action RP Plan to Restructure R Restructure DELAY School Improvement Status HOLD School Improvement Status

Port Royal Elementary [Beaufort County]

SCHOOL PROFILE

	Our School	Change from Last Year	Elementary Schools with Students Like Ours	Median Elementary School
Students (n=358)				
Retention rate	1.2%	No Change	2.1%	2.3%
Attendance rate	97.8%	Up from 97.2%	96.4%	96.3%
Eligible for gifted and talented	0.6%	Down from 20.6%	14.7%	10.4%
With disabilities other than speech	6.1%	Down from 7.8%	7.0%	7.5%
Out-of-school suspensions or expulsions for violent &/or criminal offenses	0.0%	No Change	0.0%	0.0%
Teachers (n=25)				
Teachers with advanced degrees	52.0%	Up from 50.0%	58.8%	56.7%
Continuing contract teachers	76.0%	Up from 73.3%	79.5%	77.3%
Teachers with emergency or provisional certificates	0.0%	Down from 3.8%	0.0%	0.0%
Teachers returning from previous year	75.5%	Down from 79.0%	89.3%	86.4%
Teacher attendance rate	94.1%	Down from 94.4%	94.9%	94.9%
Average teacher salary	\$46,773	Up 1.2%	\$46,302	\$45,345
Classes not taught by highly qualified teachers	0.0%	Down from 11.1%	0.0%	0.0%
School				
Principal's years at school	6.0	No Change	5.0	4.0
Student-teacher ratio in core subjects	21.1 to 1	Up from 20.0 to 1	19.4 to 1	18.5 to 1
Prime instructional time	91.0%	Up from 88.9%	90.2%	89.8%
Opportunities in the arts	Good	No Change	Good	Good
SACS accreditation	No	Down from Yes	Yes	Yes
Character development program	Excellent	No Change	Excellent	Excellent
Dollars spent per pupil*	\$7,829	Up 22.8%	\$6,455	\$7,052
Percent of expenditures for instruction*	73.6%	Up from 72.6%	69.4%	69.1%
Percent of expenditures for teacher salaries*	72.4%	Up from 70.7%	65.5%	64.2%
% of AYP objectives met	76.5%		92.3%	85.7%

* Prior year audited financial data available.

EVALUATION RESULTS

	Teachers	Students*	Parents*
Number of surveys returned	25	39	45
Percent satisfied with learning environment	92.0%	94.9%	86.7%
Percent satisfied with social and physical environment	96.0%	84.2%	86.0%
Percent satisfied with school-home relations	100.0%	92.1%	93.3%

*Only students at the highest elementary school grade level at this school and their parents were included.

REPORT OF PRINCIPAL AND SCHOOL IMPROVEMENT COUNCIL

The campus of the historical Port Royal Elementary School, founded in 1911, remains at the center of the Town of Port Royal. The small-town setting allows for learning to take place both inside and outside of the classroom. As an authorized International Baccalaureate Primary Years Programme (IB-PYP), PRES continues to be guided by the philosophy that education is for the whole child.

Attendance numbers fluctuated this year from three hundred and forty-six to three hundred and sixty-eight students due to military obligations, shifting economic situations, and the seasonal availability of rentals. These statistics remain in the forefront of plans, for this movement impacts all students enrolled.

Teachers met weekly while the SIC met monthly to discuss standards, data, and plans to help with student achievement. Certified teachers tutored daily after school, and intervention groups were pulled during the school day for reading and math. Teachers incorporated the instruction of reading with non-fiction books based on science and social studies standards. This year we were able to add a math/science coach to our staff. This offered coaching and modeling for the teachers with small group and one-on-one instruction with students. Teachers increased the number of science experiments in the classroom for hands-on learning. RIT Band Math groups were implemented three times a week, which afforded intense strategies to be used based on the level students scored on MAP in the different math areas. An early childhood interventionist worked closely with kindergarten students who had no prior schooling. Reading Recovery for first graders continued along with a literacy coach for part of the year. The arts were extended to class and individual projects based on social studies and science standards. Varieties of class set ups included single gender, looping, multi-age classes, and shared teaching among subjects. We will continue to analyze the data to meet the needs of the children and to decide to continue or discontinue strategies and programs as deemed by the findings.

Port Royal continues to thrive as a school with high parental involvement. Three school-wide celebrations for each grade level, one portfolio showcase, five family nights, monthly parenting classes, and two ESOL gatherings brought over 1,000 parents and community members to the school after hours. A school wellness/health committee utilized the community to bring awareness to healthy life styles. Mentoring by our feeder high school varsity football team, local businesses, and parents offered extra time for students to realize the value of citizenship and community connections.

The SIC created and implemented three Quiz Bowls based on the South Carolina standards as a way to review for PACT and to celebrate the mastery of standards and student achievement. The faculty, staff, and school improvement council will continue to follow the goals of the strategic plan in maintaining lower teacher-pupil ratio, intervention groups to compact learning and mastery of skills, a strong related arts program, and the IB-PYP to enhance learning and close achievement gaps. Next year we will have full-time math, technology, and literacy

Comprehensive detail, including definitions of rating, performance criteria, and explanations of status, is available on www.ed.sc.gov and www.eoc.sc.gov as well as school and school district websites.

Printed versions are available from school districts upon request.

Abbreviations Key

N/A Not Applicable N/AV Not Available N/C Not Collected N/R Not Reported I/S Insufficient Information C/CA Corrective Action RP Plan to Restructure R Restructure DELAY School Improvement Status HOLD School Improvement Status