



SC Annual School Report Card Summary

Ladys Island Elementary
Beaufort County

Grades: PK-5 Enrollment: 429
Principal: Mr. Terry T. Dingle
Superintendent: Dr. Valerie Truesdale
Board Chair: Fred Washington

PERFORMANCE

Comprehensive detail, including definitions of ratings, performance criteria, and explanations of status, is available on www.ed.sc.gov and www.eoc.sc.gov as well as school and school district websites. Printed versions are available from school districts upon request.

YEAR	ABSOLUTE RATING	GROWTH RATING	PALMETTO GOLD/SILVER AWARD	AYP STATUS	NCLB IMPROVEMENT STATUS
2008	Average	Below Average	TBD	Met	N/A
2007	Average	Below Average	Silver	Met	N/A
2006	Good	Good	N/A	Met	N/A

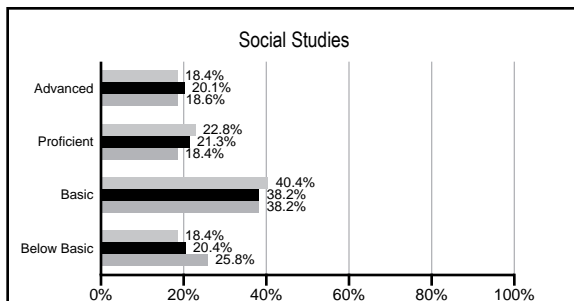
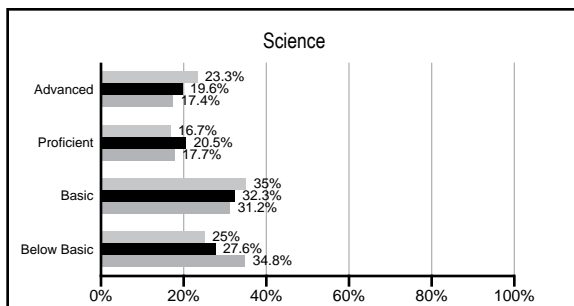
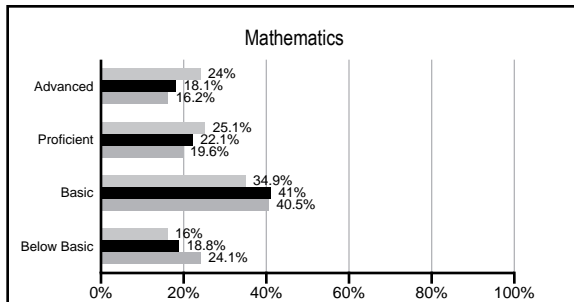
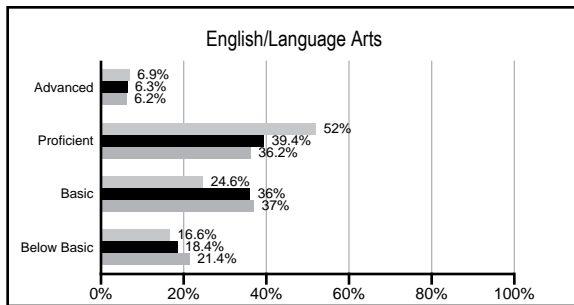
ABSOLUTE RATINGS OF ELEMENTARY SCHOOLS WITH STUDENTS LIKE OURS*

EXCELLENT	GOOD	AVERAGE	BELOW AVERAGE	AT-RISK
0	15	57	7	1

* Ratings are calculated with data available by 02/17/2009. Schools with Students like Ours are Elementary Schools with poverty indices of no more than 5% above or below the index for this school.

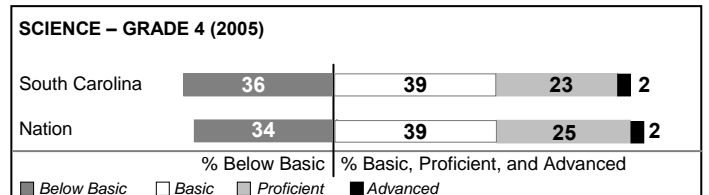
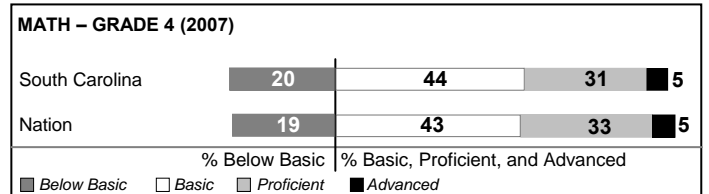
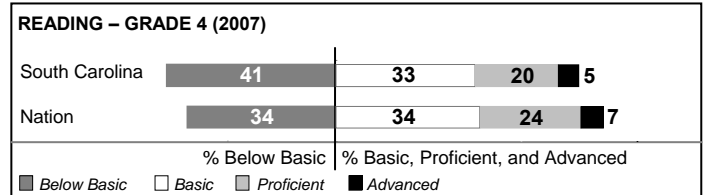
PACT PERFORMANCE

Our School
 Elementary Schools with Students Like Ours
 Elementary schools statewide



NAEP PERFORMANCE*

* Performance reported for SC and nation, data not available at school level. Percentages at NAEP Achievement Levels.



SC PERFORMANCE GOAL

2010 Goal:

By 2010, SC's student achievement will be ranked in the top half of the states nationally. To achieve this goal, we must become one of the fastest improving systems in the country.

2020 Goal: TBD

Abbreviations Key

N/A Not Applicable N/AV Not Available N/C Not Collected N/R Not Reported I/S Insufficient Sample TBD To be determined
NI Newly Identified CSI Continuing School Improvement CA Corrective Action RP Plan to Restructure R Restructure DELAY School Improvement Status HOLD School Improvement Status

Ladys Island Elementary [Beaufort County]

SCHOOL PROFILE

	Our School	Change from Last Year	Elementary Schools with Students Like Ours	Median Elementary School
Students (n=429)				
Retention rate	1.9%	Down from 4.0%	2.1%	2.3%
Attendance rate	96.4%	No Change	96.4%	96.3%
Eligible for gifted and talented	32.7%	Down from 33.2%	14.7%	10.4%
With disabilities other than speech	5.2%	Down from 5.6%	7.0%	7.5%
Out-of-school suspensions or expulsions for violent &/or criminal offenses	0.0%	No Change	0.0%	0.0%
Teachers (n=31)				
Teachers with advanced degrees	87.1%	Up from 84.4%	58.5%	56.7%
Continuing contract teachers	83.9%	Up from 78.1%	79.4%	77.3%
Teachers with emergency or provisional certificates	0.0%	No Change	0.0%	0.0%
Teachers returning from previous year	91.4%	Up from 88.9%	89.2%	86.4%
Teacher attendance rate	94.2%	Down from 94.6%	94.9%	94.9%
Average teacher salary	\$49,957	Up 8.0%	\$46,279	\$45,345
Classes not taught by highly qualified teachers	0.0%	No Change	0.0%	0.0%
School				
Principal's years at school	1.0	Down from 8.0	4.5	4.0
Student-teacher ratio in core subjects	22.5 to 1	N/R	19.4 to 1	18.5 to 1
Prime instructional time	88.8%	Down from 89.1%	90.2%	89.8%
Opportunities in the arts	Excellent	No Change	Good	Good
SACS accreditation	No	No Change	Yes	Yes
Character development program	Excellent	Up from Average	Excellent	Excellent
Dollars spent per pupil*	\$7,609	Up 2.1%	\$6,448	\$7,052
Percent of expenditures for instruction*	71.8%	Down from 74.3%	69.3%	69.1%
Percent of expenditures for teacher salaries*	69.6%	Down from 71.8%	65.5%	64.2%
% of AYP objectives met	100.0%		92.3%	85.7%

* Prior year audited financial data available.

EVALUATION RESULTS

	Teachers	Students*	Parents*
Number of surveys returned	26	62	52
Percent satisfied with learning environment	88.5%	98.4%	94.1%
Percent satisfied with social and physical environment	100.0%	95.2%	96.0%
Percent satisfied with school-home relations	80.0%	93.4%	92.0%

*Only students at the highest elementary school grade level at this school and their parents were included.

REPORT OF PRINCIPAL AND SCHOOL IMPROVEMENT COUNCIL

Greetings go to all parents, students, and community stakeholders of Lady's Island Elementary School.

This year proved to be challenging yet rewarding. With the addition of a new principal, the faculty, students, and community continued to work together in a successful manner. This was our eighth full year being an arts-infused school, our seventh year as school of choice, and our sixth year on the year-round calendar. Several of our students won local writing contests, and our strings program and show choir continued to play to audiences across the Lowcountry. The music program produced students honored in local choruses and orchestras. We continue to implement a PK class as well as a multiage K/1 class for high-achieving kindergartners. Alphabet Junction was mostly implemented by volunteers but was quite effective in addressing weaknesses in several Kindergarten students. The Brain Booster program was implemented to introduce higher-order thinking skills to second grade students. Our Gifted and Talented program was expanded to meet the academic needs of twice as many GT students than last year. Over 150 students attend our school due to our school of choice status. Students earned well over 20,000 Accelerated Reader points, which is a testament to the focus the teachers and families have placed on reading here at Lady's Island Elementary. Nearly 90% of our teachers have their Master's Degree or higher.

A new school-wide uniform policy went into effect this school year. Throughout the year, compliance to the policy remained at around 95% or higher. The arts-infused curriculum provided opportunities for teachers to implement differentiated instruction in the form of dance, art, music, and drama. The arts teachers collaborated with the classroom teachers to provide varied instruction that tied in appropriately with the South Carolina State Standards. With curriculum mapping and various forms of assessment, our students received the best instruction available.

Here at Lady's Island Elementary, we value the family. As a small community school we understand the important role we play in the lives of our students and families. As we address the challenges of space issues, budget restraints, building maintenance, and communication, we never forget to keep the student's need at the top of our list of priorities.

We encourage family members as well as the community to support the teachers and faculty in the education of our young men and women so they can become leaders in our community and productive citizens in our society as a whole.

Mr. Terry Dingle, Principal 2007-2008
Mrs. Cassie Guynup, SIC President 2007-2008

Comprehensive detail, including definitions of rating, performance criteria, and explanations of status, is available on www.ed.sc.gov and www.eoc.sc.gov as well as school and school district websites.

Printed versions are available from school districts upon request.

Abbreviations Key

N/A Not Applicable N/AV Not Available N/C Not Collected N/R Not Reported I/S Insufficient Sample TBD To be determined

NI Newly Identified CSI Continuing School Improvement CA Corrective Action RP Plan to Restructure R Restructure DELAY School Improvement Status HOLD School Improvement Status