



SC Annual School Report Card Summary

Daufuskie Island Elementary
Beaufort County

Grades: PK-5 **Enrollment: 19**
Principal: Dr. Jacqueline Rosswurm
Superintendent: Dr. Valerie Truesdale
Board Chair: Fred Washington

PERFORMANCE

Comprehensive detail, including definitions of ratings, performance criteria, and explanations of status, is available on www.ed.sc.gov and www.eoc.sc.gov as well as school and school district websites. Printed versions are available from school districts upon request.

YEAR	ABSOLUTE RATING	GROWTH RATING	PALMETTO GOLD/SILVER AWARD	AYP STATUS	NCLB IMPROVEMENT STATUS
2008	Below Average	At-Risk	TBD	Not Met	N/A
2007	Below Average	At-Risk	N/A	Met	N/A
2006	Good	At-Risk	N/A	Met	N/A

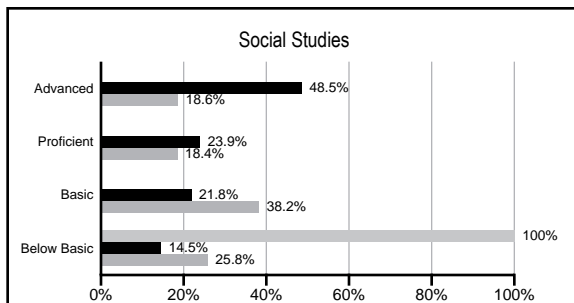
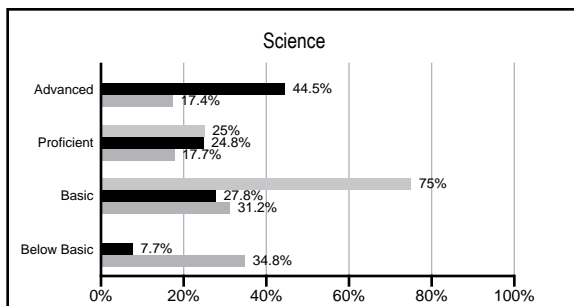
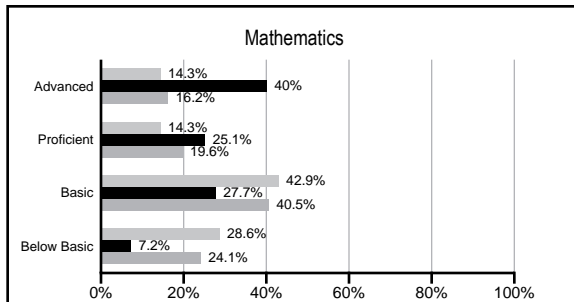
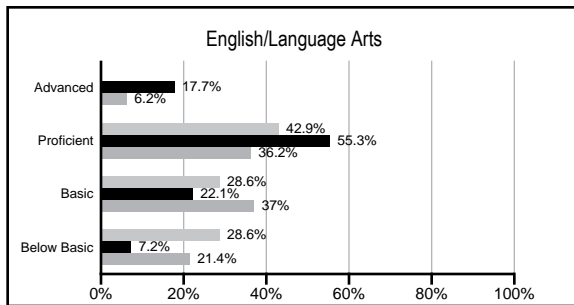
ABSOLUTE RATINGS OF ELEMENTARY SCHOOLS WITH STUDENTS LIKE OURS*

EXCELLENT	GOOD	AVERAGE	BELOW AVERAGE	AT-RISK
8	2	0	1	0

* Ratings are calculated with data available by 02/17/2009. Schools with Students like Ours are Elementary Schools with poverty indices of no more than 5% above or below the index for this school.

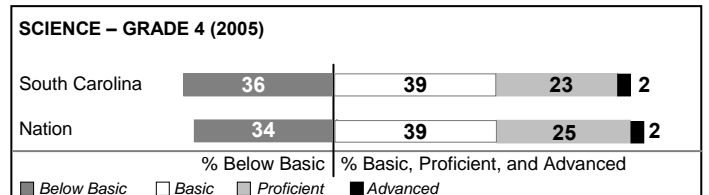
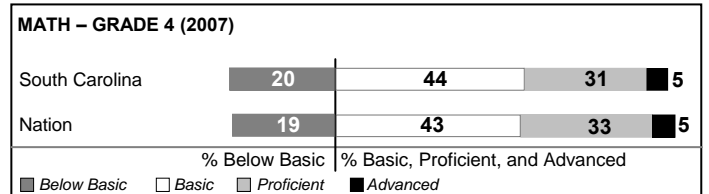
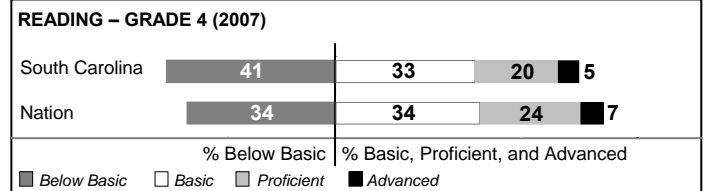
PACT PERFORMANCE

Our School
 Elementary Schools with Students Like Ours
 Elementary schools statewide



NAEP PERFORMANCE*

* Performance reported for SC and nation, data not available at school level. Percentages at NAEP Achievement Levels.



SC PERFORMANCE GOAL

2010 Goal:

By 2010, SC's student achievement will be ranked in the top half of the states nationally. To achieve this goal, we must become one of the fastest improving systems in the country.

2020 Goal: TBD

Abbreviations Key

N/A Not Applicable N/AV Not Available N/C Not Collected N/R Not Reported I/S Insufficient Sample TBD To be determined
 NI Newly Identified CSI Continuing School Improvement CA Corrective Action RP Plan to Restructure R Restructure DELAY School Improvement Status HOLD School Improvement Status

Daufuskie Island Elementary [Beaufort County]

SCHOOL PROFILE

	Our School	Change from Last Year	Elementary Schools with Students Like Ours	Median Elementary School
Students (n=19)				
Retention rate	0.0%	Down from 8.3%	0.6%	2.3%
Attendance rate	95.8%	Down from 96.2%	97.1%	96.3%
Eligible for gifted and talented	0.0%	No Change	32.8%	10.4%
With disabilities other than speech	4.8%	Down from 6.7%	4.1%	7.5%
Out-of-school suspensions or expulsions for violent &/or criminal offenses	0.0%	No Change	0.0%	0.0%
Teachers (n=2)				
Teachers with advanced degrees	50.0%	No Change	60.0%	56.7%
Continuing contract teachers	100.0%	Up from 50.0%	85.8%	77.3%
Teachers with emergency or provisional certificates	0.0%	No Change	0.0%	0.0%
Teachers returning from previous year	N/A	N/A	87.4%	86.4%
Teacher attendance rate	97.0%	Up from 94.5%	94.6%	94.9%
Average teacher salary	I/S	I/S	\$48,152	\$45,345
Classes not taught by highly qualified teachers	0.0%	No Change	0.5%	0.0%
School				
Principal's years at school	1.0	Up from 0.0	5.0	4.0
Student-teacher ratio in core subjects	9.0 to 1	Up from 6.0 to 1	19.9 to 1	18.5 to 1
Prime instructional time	90.7%	Up from 89.5%	90.8%	89.8%
Opportunities in the arts	Poor	No Change	Good	Good
SACS accreditation	No	No Change	Yes	Yes
Character development program	Excellent	Up from Good	Excellent	Excellent
Dollars spent per pupil*	\$19,586	Up 78.5%	\$7,099	\$7,052
Percent of expenditures for instruction*	62.8%	Down from 65.8%	66.6%	69.1%
Percent of expenditures for teacher salaries*	46.5%	Down from 64.6%	63.1%	64.2%
% of AYP objectives met	60.0%		100.0%	85.7%

* Prior year audited financial data available.

EVALUATION RESULTS

	Teachers	Students*	Parents*
Number of surveys returned	1	3	3
Percent satisfied with learning environment	I/S	I/S	I/S
Percent satisfied with social and physical environment	I/S	I/S	I/S
Percent satisfied with school-home relations	I/S	I/S	I/S

*Only students at the highest elementary school grade level at this school and their parents were included.

REPORT OF PRINCIPAL AND SCHOOL IMPROVEMENT COUNCIL

Daufuskie Island Elementary School is a tiny jewel in the Beaufort County School District. The school resides on an island accessible only by boat. 18 students in grades Pre K through 5th grade spend their days of instruction with two talented, dedicated teachers. Several teachers from other schools travel weekly to DIES to offer strings, music, art and Physical Education.

There is an active parent group that works with the school. The PTO provides for field trips, holiday events, and programs. All parents are involved.

Visitors love the charm of our school and invent reasons to return.

Our older students must travel to nearby Hilton Head for Middle and High school. These students must take a boat both ways. We are so blessed to have the opportunity to hold school for our younger children here.

Comprehensive detail, including definitions of rating, performance criteria, and explanations of status, is available on www.ed.sc.gov and www.eoc.sc.gov as well as school and school district websites.

Printed versions are available from school districts upon request.

Abbreviations Key

N/A Not Applicable N/AV Not Available N/C Not Collected N/R Not Reported I/S Insufficient Sample TBD To be determined
 NI Newly Identified CSI Continuing School Improvement CA Corrective Action RP Plan to Restructure R Restructure DELAY School Improvement Status HOLD School Improvement Status