



SC Annual School Report Card Summary

Broad River Elementary
Beaufort County

Grades: PK-5

Enrollment: 415

Principal: Gail Wages

Superintendent: Dr. Valerie Truesdale

Board Chair: Fred Washington

PERFORMANCE

Comprehensive detail, including definitions of ratings, performance criteria, and explanations of status, is available on www.ed.sc.gov and www.eoc.sc.gov as well as school and school district websites. Printed versions are available from school districts upon request.

YEAR	ABSOLUTE RATING	GROWTH RATING	PALMETTO GOLD/SILVER AWARD	AYP STATUS	NCLB IMPROVEMENT STATUS
2008	Average	Below Average	TBD	Not Met	NI
2007	Average	Good	N/A	Not Met	N/A
2006	Average	At-Risk	N/A	Met	N/A

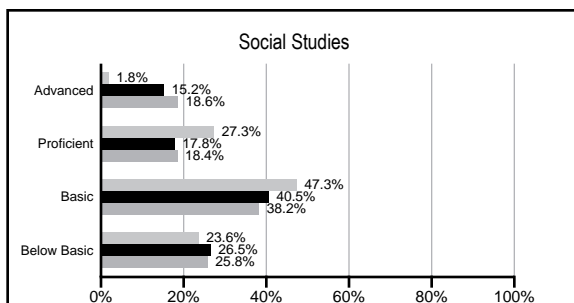
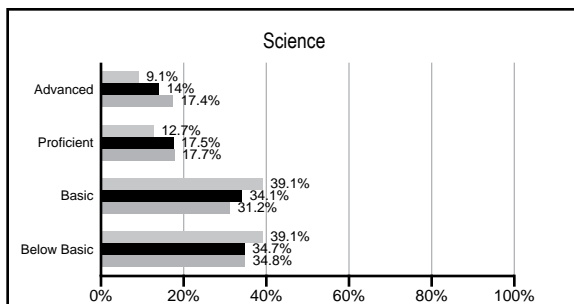
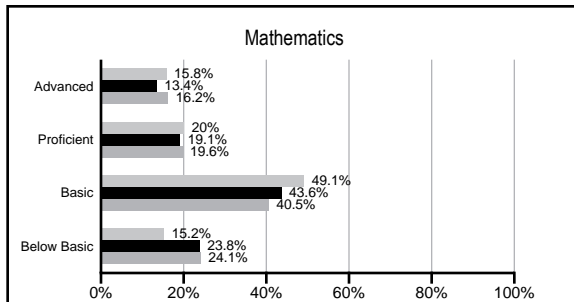
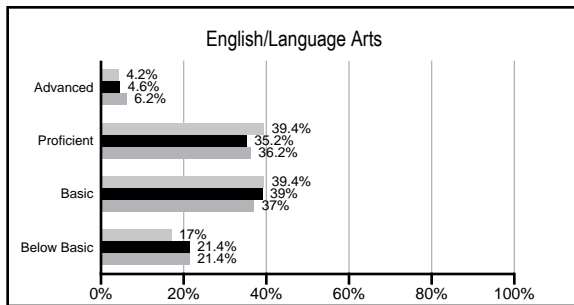
ABSOLUTE RATINGS OF ELEMENTARY SCHOOLS WITH STUDENTS LIKE OURS*

EXCELLENT	GOOD	AVERAGE	BELOW AVERAGE	AT-RISK
0	4	49	34	1

* Ratings are calculated with data available by 02/17/2009. Schools with Students like Ours are Elementary Schools with poverty indices of no more than 5% above or below the index for this school.

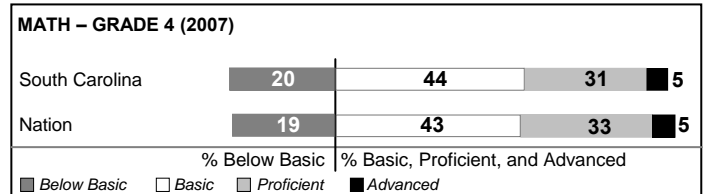
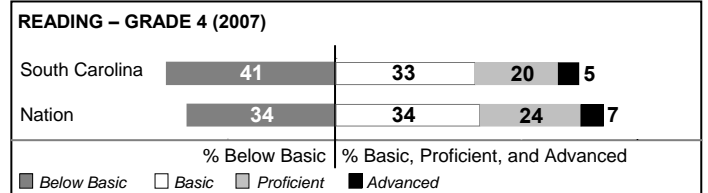
PACT PERFORMANCE

Our School Elementary Schools with Students Like Ours Elementary schools statewide



NAEP PERFORMANCE*

* Performance reported for SC and nation, data not available at school level. Percentages at NAEP Achievement Levels.



SC PERFORMANCE GOAL

2010 Goal:

By 2010, SC's student achievement will be ranked in the top half of the states nationally. To achieve this goal, we must become one of the fastest improving systems in the country.

2020 Goal: TBD

Abbreviations Key

N/A Not Applicable N/AV Not Available N/C Not Collected N/R Not Reported I/S Insufficient Sample TBD To be determined

NI Newly Identified CSI Continuing School Improvement CA Corrective Action RP Plan to Restructure R Restructure DELAY School Improvement Status HOLD School Improvement Status

Broad River Elementary [Beaufort County]

SCHOOL PROFILE

	Our School	Change from Last Year	Elementary Schools with Students Like Ours	Median Elementary School
Students (n=415)				
Retention rate	3.6%	Up from 2.5%	2.7%	2.3%
Attendance rate	96.5%	Up from 96.3%	96.3%	96.3%
Eligible for gifted and talented	17.8%	Up from 14.5%	10.4%	10.4%
With disabilities other than speech	8.8%	Up from 6.4%	8.7%	7.5%
Out-of-school suspensions or expulsions for violent &/or criminal offenses	0.0%	No Change	0.0%	0.0%
Teachers (n=34)				
Teachers with advanced degrees	79.4%	Up from 75.7%	57.9%	56.7%
Continuing contract teachers	79.4%	Down from 81.1%	80.5%	77.3%
Teachers with emergency or provisional certificates	0.0%	No Change	0.0%	0.0%
Teachers returning from previous year	83.8%	Up from 82.5%	87.8%	86.4%
Teacher attendance rate	94.0%	Up from 93.1%	95.0%	94.9%
Average teacher salary	\$52,013	Up 7.1%	\$45,627	\$45,345
Classes not taught by highly qualified teachers	0.0%	Down from 4.2%	0.0%	0.0%
School				
Principal's years at school	3.0	Up from 2.0	4.0	4.0
Student-teacher ratio in core subjects	19.1 to 1	Up from 16.0 to 1	18.4 to 1	18.5 to 1
Prime instructional time	89.0%	Up from 87.4%	89.7%	89.8%
Opportunities in the arts	Good	No Change	Good	Good
SACS accreditation	No	No Change	Yes	Yes
Character development program	Excellent	No Change	Excellent	Excellent
Dollars spent per pupil*	\$9,645	Up 1.3%	\$6,918	\$7,052
Percent of expenditures for instruction*	73.4%	Up from 69.7%	68.7%	69.1%
Percent of expenditures for teacher salaries*	70.7%	Up from 68.1%	65.0%	64.2%
% of AYP objectives met	88.2%		88.2%	85.7%

* Prior year audited financial data available.

EVALUATION RESULTS

	Teachers	Students*	Parents*
Number of surveys returned	33	55	26
Percent satisfied with learning environment	72.7%	84.9%	88.5%
Percent satisfied with social and physical environment	84.8%	77.4%	88.5%
Percent satisfied with school-home relations	60.6%	87.0%	92.0%

*Only students at the highest elementary school grade level at this school and their parents were included.

REPORT OF PRINCIPAL AND SCHOOL IMPROVEMENT COUNCIL

Broad River Elementary School had a very successful 2007-2008 school year. We continued the after-school tutoring and intersession programs, funded by federal Title I monies, to address the needs of at-risk students. We added Project WE CARE, a mentoring program for African American males, funded solely by donations from the community. We continued to have a grade-level tutor during the school day for each grade level K-5, also funded through Title I, except for first grade which was supported by two Reading Recovery teachers and an additional classroom teacher to maintain small class sizes. We continued our full-day preschool program for forty three-year-olds and forty four-year-olds in an effort to prepare them for starting Kindergarten on grade level. Our character education program included small-group counseling as appropriate, as well as classroom counseling every week for all students in character building and behavior intervention. Beaufort-Jasper Health Services provided counseling services and a nurse practitioner weekly to attend to students' medical needs. The Ronald McDonald Dental Van visited BRES two times during the year to provide basic dental care and screen students for possible dental health concerns.

Many areas of improvement occurred on the 2007 PACT tests as compared to 2006. In English/Language Arts, the number of third graders scoring Advanced increased by 9.8%. The number of fourth graders scoring Proficient increased by 26.4%. Fifth grade dropped in ELA. In math, third graders decreased in Proficient and Advanced, but fourth graders increased by 10.2% in Proficient and 5.2% in Advanced. Fifth grade students increased 6.3% in Advanced. In science, third graders rose 2.4% in Proficient and 2.2% in Advanced. Fourth grade improved in all categories in science, up 13.3% in Proficient and 1.2% in Advanced. Fifth grade moved 7.1% of students from Basic to Proficient and 7.1% from Proficient to Advanced. In social studies, third grade went up 7.2% in Proficient and 3.8% in Advanced. Fourth grade went up 2.0% in Proficient and 3.5% in Advanced. Fifth grade went up 9.1% in Proficient, with no change in Advanced.

Broad River constantly strives to increase parent involvement in the school. We had a 100% parent conference rate again this year and increased attendance at student-parent events at the school, including a Veterans Day celebration, student performances each quarter, Math/Reading/Writing/Art Nights, and student-led parent conferences. We provided agenda books for every student in the school as a means of daily home-school communication and found them to be very successful in keeping parents apprised of daily events. We continually search for ways to further parent involvement and will put forth much effort to expand these opportunities in the 2008-2009 school year.

Gail Wages, Principal
Lisa Lepionka, SIC Chairperson

Comprehensive detail, including definitions of rating, performance criteria, and explanations of status, is available on www.ed.sc.gov and www.eoc.sc.gov as well as school and school district websites.

Printed versions are available from school districts upon request.

Abbreviations Key

N/A Not Applicable N/AV Not Available N/C Not Collected N/R Not Reported I/S Insufficient Sample TBD To be determined
NI Newly Identified CSI Continuing School Improvement CA Corrective Action RP Plan to Restructure R Restructure DELAY School Improvement Status HOLD School Improvement Status